

Evidence Synthesis

Number 212

Screening for Eating Disorders in Adolescents and Adults: An Evidence Review for the U.S. Preventive Services Task Force

Prepared for:

Agency for Healthcare Research and Quality
U.S. Department of Health and Human Services
5600 Fishers Lane
Rockville, MD 20857
www.ahrq.gov

Contract No. HHS-290-2015-00011-I, Task Order No. 15

Prepared by:

RTI International–University of North Carolina at Chapel Hill Evidence-based Practice Center
Research Triangle Park, NC 27709

Investigators:

Cynthia Feltner, MD, MPH
Christine Peat, PhD
Shivani Reddy, MD, MS
Sean Riley, MA, MSc
Nancy Berkman, PhD
Jennifer Cook Middleton, PhD
Casey Balio, PhD
Manny Coker-Schwimmer, MPH
Daniel E. Jonas, MD, MPH

AHRQ Publication No. 21-05284-EF-1
October 2021

This report is based on research conducted by the RTI International–University of North Carolina at Chapel Hill Evidence-based Practice Center (EPC) under contract to the Agency for Healthcare Research and Quality (AHRQ), Rockville, MD (Contract No. HHS-290-2015-00011-I, Task Order No. 15). The findings and conclusions in this document are those of the authors, who are responsible for its contents, and do not necessarily represent the views of AHRQ. Therefore, no statement in this report should be construed as an official position of AHRQ or of the U.S. Department of Health and Human Services.

The information in this report is intended to help healthcare decision makers—patients and clinicians, health system leaders, and policymakers, among others—make well-informed decisions and thereby improve the quality of healthcare services. This report is not intended to be a substitute for the application of clinical judgment. Anyone who makes decisions concerning the provision of clinical care should consider this report in the same way as any medical reference and in conjunction with all other pertinent information (i.e., in the context of available resources and circumstances presented by individual patients).

The final report may be used, in whole or in part, as the basis for development of clinical practice guidelines and other quality enhancement tools, or as a basis for reimbursement and coverage policies. AHRQ or U.S. Department of Health and Human Services endorsement of such derivative products may not be stated or implied.

Persons using assistive technology may not be able to fully access information in this report. For assistance contact <https://www.uspreventiveservicestaskforce.org/Page/Name/contact-us>.

None of the investigators has any affiliations or financial involvement that conflicts with the material presented in this report.

Acknowledgments

The authors gratefully acknowledge the following individuals for their contributions to this project: Iris Mabry-Hernandez, MD, MPH, AHRQ Medical Officer; and current and former member of the U.S. Preventative Services Task Force; Christiane Voisin, MSLS, research librarian; Sharon Barrell, MA, editor; Loraine Monroe, publications specialist; Carol Woodell, EPC Program Manager; Caroline Rains, MPH, research assistant; Kayla Giger, research assistant; and Ina Wallace, PhD, senior research analyst.

Structured Abstract

Purpose: To systematically review the evidence on (1) benefits and harms of screening for eating disorders in adults and adolescents, (2) accuracy of screening tools, and (3) benefits and harms of interventions for eating disorders that were screen detected or not previously treated for populations and settings relevant to primary care in the United States.

Data Sources: PubMed/MEDLINE, the Cochrane Library, PsycINFO, and trial registries through June 23, 2020; reference lists of retrieved articles; outside experts; and reviewers, with surveillance of the literature [ongoing, insert date for final].

Study Selection: English-language controlled trials for eating disorder screening or evaluation of interventions for screen-detected or previously untreated eating disorders and studies of screening test accuracy.

Data Extraction: One investigator extracted data and a second checked accuracy. Two reviewers independently rated quality for all included studies using predefined criteria.

Data Synthesis: No studies directly assessed the benefits and harms of screening. Seventeen studies evaluated the accuracy of screening questionnaires for identifying eating disorders. For detecting any eating disorder among adults, the SCOFF (cut point ≥ 2) had a pooled sensitivity of 84 percent (95% confidence interval [CI], 74% to 90%) and a pooled specificity of 80 percent (95% CI, 65% to 89%) (10 studies; 3,684 participants). At a higher cut point (≥ 3), the pooled sensitivity was lower (69% [95% CI, 56% to 80%]) and specificity was higher (80% [95% CI, 65% to 89%]) (7 studies; 2,749 participants). In one study enrolling adolescents, the SCOFF (cut point ≥ 2) had a sensitivity of 73 percent and specificity of 78 percent. Two studies assessed the Eating Disorders Screen for Primary Care among adults using a cut point of 2 or greater; sensitivity was similar (97% and 100%), and specificity varied (40% and 71%). All other screening questionnaires were evaluated using only one study each. Only one other study evaluated a screening questionnaire among adolescents (11 to 18 years); the Adolescent Binge Eating Questionnaire (designed to detect binge eating) had a sensitivity of 100 percent and specificity of 27 percent in a population recruited from a pediatric obesity clinic.

Forty studies assessed interventions for populations with recently detected or previously untreated eating disorders, 17 assessed pharmacotherapy, 22 assessed psychological intervention, and two assessed both. None enrolled a population with screen-detected eating disorders. Four trials of lisdexamfetamine for binge-eating disorder (BED) (900 participants) measured change in eating disorder symptom severity using the Yale–Brown Obsessive Compulsive Scale modified for binge eating (YBOCS-BE) and found larger reductions in changes from baseline scores associated with lisdexamfetamine 50 to 60 mg/day than placebo (pooled mean difference, -5.75 [95% CI, -8.32 to -3.17]). Two trials compared topiramate with placebo for BED and both found significantly larger reductions in YBOCS-BE scores from baseline among the topiramate group than the placebo group, from -6.40 ($p < 0.001$) to -2.55 ($p = 0.004$). Five trials assessed various selective serotonin reuptake inhibitors among persons with BED (not selected based on comorbid depression), only two reported on change in eating disorder symptoms and results were imprecise. Selective serotonin reuptake inhibitors were associated with a larger reduction in

depression symptom scores than placebo over 6 to 16 weeks (pooled standardized mean difference [SMD], -0.6 [95% CI, -0.90 to -0.33]) (5 studies; 208 participants). Three trials assessed fluoxetine for populations with bulimia nervosa; two found benefit favoring fluoxetine for eating disorder symptom severity and depression symptoms. Twenty-four trials assessed a psychological intervention. Guided self-help for BED improved eating disorder symptom severity more than inactive control (pooled SMD, -0.96 [95% CI, -1.26 to -0.67]) (5 studies; 391 participants); pooled estimates for unguided self-help (6 studies; 368 participants) also favored the intervention, but the difference between groups was not statistically significant (SMD, -0.18 [95% CI, -0.38 to 0.03]). Similarly, self-help interventions for BED also reduced depression symptoms more than inactive control, including both guided self-help (pooled SMD, -0.73 [95% CI, -1.04 to -0.43]; 4 studies; 324 participants) and unguided self-help (pooled SMD, -0.37 [95% CI, -0.68 to -0.05]; 3 studies; 156 participants). Group therapy (7 trials; 253 participants) for BED and bulimia nervosa was associated with larger reductions in depression scores from baseline than inactive control (pooled SMD, -0.48 [95% CI, -0.69 to -0.27]). Few trials of self-help or group therapy reported on other outcomes. Four studies assessed different forms of individual therapy and measured heterogeneous outcomes. Nine trials of pharmacotherapy (2,006 participants) reported on adverse effects over a relatively short duration (6 to 16 weeks); few reported on more than one medication. Lisdexamfetamine was associated with higher rates of dry mouth, headache, and insomnia than placebo, and topiramate was associated with significant higher rates of paresthesias, taste, and difficulty with concentration or confusion than placebo.

Limitations: Included studies of screening test accuracy primarily enrolled populations of adult women. Few reported on the accuracy of screening tests among men, adolescents or other specific populations. Aside from the SCOFF, most were assessed by only one study each, and some enrolled populations from specialty settings (e.g., obesity clinics) that may have a higher prevalence of binge eating. No included treatment studies enrolled populations who were screen detected; most were recruited via advertisements or enrolled referred populations and reported on outcomes over a relatively short duration (6 to 16 weeks). One treatment study was limited to adolescents, and all others enrolled adults; the majority focused on BED and bulimia nervosa. No eligible treatment studies focused on populations with anorexia nervosa.

Conclusions: No studies directly assessed the benefits and harms of screening. Screening questionnaires available for use in primary care have adequate accuracy for detecting eating disorders among adults; the most commonly studied screening questionnaire is the SCOFF. The accuracy of screening questionnaires for detecting eating disorders among adolescents is unclear. No treatment studies were found that enrolled participants who were screen-detected in primary care. Self-help interventions and group therapy are effective for reducing eating disorder symptom severity and depressive symptoms among referred populations. Lisdexamfetamine and topiramate are effective in reducing eating disorder symptom severity but are also associated with adverse effects.

Table of Contents

Chapter 1. Introduction.....	1
Scope and Purpose	1
Condition Definition	1
Prevalence	2
Burden and Natural History	3
Etiology and Risk.....	4
Rationale for Screening and Screening Strategies	5
Interventions/Treatment for Eating Disorders	5
Recommendations of Other Organizations and Current Clinical Practice	6
Chapter 2. Methods	7
Key Questions and Analytic Framework	7
Data Sources and Searches	7
Study Selection	8
Quality Assessment and Data Abstraction.....	9
Data Synthesis and Analysis.....	9
Expert Review and Public Comment.....	10
USPSTF Involvement	10
Chapter 3. Results.....	11
Literature Search.....	11
Results by Key Question.....	11
KQ 1. Does Screening for Eating Disorders in Adolescents and Adults Improve Health Outcomes, Including for Specific Subgroups of Interest?	11
KQ 2. What Is the Accuracy of Primary Care–Relevant Screening Tests for Eating Disorders in Adolescents and Adults, Including for Specific Subgroups of Interest?.....	11
KQ 3. What Are the Harms of Screening for Eating Disorders in Adolescents and Adults, Including for Specific Subgroups of Interest?	16
KQ 4. How Effective Are Interventions for Improving Health Outcomes in Screen-Detected or Previously Untreated Adolescents and Adults With Eating Disorders, Including for Specific Subgroups of Interest?	16
KQ 5. What Are the Harms of Interventions for Eating Disorders, Including for Specific Subgroups of Interest?	22
Chapter 4. Discussion	24
Summary of Evidence.....	24
Evidence for Benefit and Harms of Screening	24
Diagnostic Test Accuracy	24
Benefits of Interventions for Screen-Detected or Recently Diagnosed Eating Disorders	24
Limitations	25
Future Research Needs	26
Conclusion	26
References.....	28

Figures

Figure 1. Analytic Framework

Figure 2. Summary of Evidence Search and Selection

Figure 3. LDX and Topiramate

Figure 4. SSRI vs. Placebo

Figure 5. Results of Randomized Controlled Trials of Self-Help Interventions for Eating Disorders (KQ4)

Figure 6. Results of Randomized Controlled Trials of Group and Individual Therapy for Eating Disorders (KQ4)

Tables

Table 1. Characteristics of Included Studies for KQ 2

Table 2. Summary of Accuracy for Included Screening Tests (KQ 2)

Table 3. Characteristics of Randomized, Placebo Controlled Trials of Pharmacotherapy for Eating Disorders (KQ 4)

Table 4. Characteristics of Randomized, Placebo Controlled Trials of Psychological Interventions for Eating Disorders (KQ 4)

Table 5. Summary of Evidence for Screening in Eating Disorders in Adolescents and Adults

List of Appendixes

Appendix A. Additional Background

Appendix B. Additional Methods Information

Appendix C. Excluded Studies

Appendix D. Assessments of Study Quality

Appendix E. Additional Evidence Tables

Appendix F. Pooled Analyses of Screening Test Accuracy (KQ 2)

Chapter 1. Introduction

Scope and Purpose

The U.S. Preventive Services Task Force (USPSTF) will use this report to inform a recommendation on screening adolescents and adults for eating disorders in primary care settings to prevent adverse health outcomes. The USPSTF has not previously made a recommendation on this topic.

Condition Definition

Eating disorders refer to a group of psychiatric conditions marked by a disturbance in eating or eating-related behaviors that impairs physical or psychosocial functioning. Current diagnostic criteria are based on the fifth version of the *Diagnostic and Statistical Manual of Mental Disorders* (DSM-5),¹ which divides eating disorders into mutually exclusive diagnoses based on observed symptoms (summarized in **Appendix A Table 1**). This review focuses on common eating disorders that have the potential to be asymptomatic or undetected in the context of routine primary care, including the following: anorexia nervosa (AN), avoidant/restrictive food intake disorder (ARFID), bulimia nervosa (BN), binge-eating disorder (BED), and other specified eating or feeding disorder (OSFED). DSM-5, released in 2013, included several changes to previous eating disorder diagnostic criteria. Most notably, BED was categorized as a separate diagnosis instead of being included as an eating disorder not otherwise specified (EDNOS), and the frequency and duration criteria for BN and BED were lowered compared with criteria in the previous version of the DSM. Additionally, amenorrhea was removed from the diagnostic criteria for AN.

As with the previous version of the DSM, current eating disorder diagnoses remain mutually exclusive (individuals are not given more than one diagnosis at a time);¹ however, there are similarities between diagnostic criteria, and many individuals experience diagnostic crossover during their lifetime. Individuals may also experience varying levels of eating disorder symptom burden with threshold diagnoses indicating that all diagnostic criteria have been met and subthreshold diagnoses indicating that some but not all criteria are met. Based on strict DSM-5 criteria, these individuals may be diagnosed with OSFED, which includes those with symptoms that cause significant distress or impair psychosocial functioning but do not meet the full criteria for a specific eating disorder. However, in the published research literature, these individuals are often categorized as having a “subthreshold” diagnosis for a specific eating disorder rather than OSFED. Definitions for subthreshold eating disorder diagnoses vary across research studies or clinical settings; however, common definitions include endorsement of key behaviors (e.g., binge-eating episodes) that fall short of the required frequency and duration thresholds. This review includes populations diagnosed with full or subthreshold eating disorder diagnoses to be inclusive of populations likely to be detected by routine screening in primary care.

Prevalence

Details of study cohorts and results of nationally representative surveys of eating disorders' prevalence in the United States are summarized in **Appendix A Table 2**.

Age

Among adults (age 18 years or older), the most recent estimates come from the National Epidemiologic Survey on Alcohol and Related Conditions (NESARC-III) (n=36,309) fielded between 2012 and 2013 using DSM-5 criteria. Lifetime prevalence for AN, BN, and BED in women were 1.42 percent, 0.46 percent, and 1.25 percent, respectively.² Estimates were lower among men (AN, 0.12%; BN, 0.08%; BED, 0.42%). Other prevalence estimates for adults come from smaller surveys conducted between 2001 and 2003 that categorized eating disorders using DSM-IV criteria: the National Comorbidity Replication Survey (NCS-R) (n=2,980) and the Collaborative Epidemiologic Psychological Surveys (CEPS) (n=12,337). Compared with these older surveys, the estimated prevalence of AN among women was higher in the NESARC-III (1.42% vs. 0.90% in the NCS-R) but lower for BN and BED (BN 0.08% vs. 1.50% in the NCS-R; BED 0.42% vs. 3.50% in the NCS-R). The lower prevalences of BN and BED were unexpected given the lower number of binge episodes required for diagnosis by DSM-5 compared with DSM-IV, although NESARC was a larger cohort compared with the other studies.²

Across age categories, younger adults are at higher risk of having a lifetime-prevalent eating disorder than older populations. In a national sample, the odds of lifetime risk of AN, BN, and BED for individuals ages 18 to 29 years compared with those older than 60 years was 2.0 (95% confidence interval [CI], 0.7 to 5.3), 16.8 (95% CI, 3.0 to 95.6), and 4.9 (95% CI, 2.1 to 11.5), respectively.³ Similar correlations of younger age and higher risk of BN and BED were observed in an international study of 14 countries. The odds of BN for participants ages 18 to 29 years compared with those age 60 years was 21.4 (95% CI, 11.5 to 39.6) and for BED 14.6 (95% CI, 9.1 to 23.6).

Among adolescents (12 to 17 years), the NCS-A (adolescent supplement to the NCS-R) (n=10,123) estimated prevalence of eating disorders based on surveys conducted in 2001 and 2004 using DSM-IV criteria.⁴ Lifetime prevalences of AN, BN, and BED were 0.3 percent, 1.3 percent, and 2.3 percent, respectively, for females and 0.3 percent, 0.5 percent, and 1.3 percent for males.

Race/Ethnicity, Sexual Identity, and Gender Identity

Prevalence estimates of eating disorders also varied by race/ethnicity, sexual identity, and gender identity. Data from large, national samples indicated that white individuals are approximately twice as likely to receive a lifetime diagnosis of AN compared with Black individuals and 5 times as likely compared with Hispanic individuals.^{2,5} However, contrary to previous conceptualizations of eating disorders, there is a demonstrated burden of eating disorders among racial and ethnic minorities. Data from the NESARC indicate that the odds of lifetime diagnosis

of BN and BED among Black and Hispanic individuals were not significantly different from white counterparts, and the CEPS study found BN was more prevalent among Latinos, Asians, and African Americans than non-Latino whites.⁵ Evidence also suggests that transgender adolescents and young adults have higher rates of eating disorders than same-age peers.⁶ In fact, a 2015 survey of U.S. university students (N=289,024, mean age 20 years) found that transgender students had higher rates of self-reported eating disorder diagnoses than cisgender heterosexual women (15.82% vs. 1.85%) and higher rates of past-month vomiting or laxative use (15.01% vs. 3.71%).⁷

Burden and Natural History

Eating disorders are associated with significant short-term and long-term adverse health outcomes, including physical, psychological, and social problems.

Physical Complications

Eating disorders can lead to physical complications affecting all organs and systems. Specific complications vary by diagnosis and frequency of certain behaviors. For example, purging behaviors (e.g., self-induced vomiting, laxative abuse, and diuretic abuse) are associated with morbidity affecting the teeth, esophagus, gastrointestinal system, kidneys, skin, cardiovascular system, and musculoskeletal system.⁸ BN is particularly associated with consequences related to purging, including cardiovascular issues (e.g., arrhythmias, cardiac failure), electrolyte disturbances, pancreatitis, gastric erosions or perforations, dental erosion, and renal injury.⁸ BED, if untreated, can contribute to obesity (30% to 45%) and related metabolic disorders.⁹ AN is associated with physical complications directly attributed to weight loss and malnutrition, such as low bone density and increased fracture prevalence.¹⁰ The degree of weight loss and chronicity of illness increase the risk of complications.¹¹

Mortality

Evidence also suggests that individuals with eating disorders have higher mortality rates than the general population, particularly those with AN.¹² One meta-analysis (36 studies) estimated weighted annual mortality for AN, BN, and BED as 5.10 deaths (95% CI, 3.99 to 6.14) per 1,000 person-years, 1.74 deaths (95% CI, 1.09 to 2.44) per 1,000 person-years, and 3.31 deaths (95% CI, 1.48 to 5.75) per 1,000 person-years, respectively. The overall pooled standardized mortality rates (ratio of the crude mortality rate to the expected mortality rate) for AN, BN, and BED were 5.86, 1.93, and 1.92, respectively.¹³

Psychological and Social Complications

Eating disorders are commonly comorbid with other psychiatric conditions including mood, anxiety, and substance abuse disorders.¹⁴ Across eating disorder diagnoses, depression is the most common comorbidity followed by alcohol use disorder.¹⁴ Eating disorders have also been associated with disturbances in cognitive and emotional functioning;¹⁵ however, there is debate

about whether deficits are etiologic (and lead to eating disorders) or whether deficits occur because of consequences of the disorder. In one case-control study (N=148), cognitive impairment was more frequent in patients with long-term eating disorders (>10 years) compared with healthy controls, but those with short-term eating disorders (<2 years) had similar performance as controls on neuropsychological testing.¹⁶ In terms of social function, results from one nationally representative sample using the National Institute on Alcohol Abuse and Alcoholism's Alcohol Use Disorder and Associated Disabilities Interview Schedule-5 to measure function found high rates of any social impairment in persons across all eating disorders, with significantly higher impairment among those with BN (61.4%) and BED (53.7%) than those with AN (30.7%).² Similarly, participants with BN (49.5%) and BED (52.5%) reported greater interference with daily activities than participants with AN (23.5%). Other evidence suggests disparities in social functioning across ethnic groups. In one nationally representative survey assessing functional impairment using the World Health Organization's Disability Assessment Schedule instrument, African Americans with AN, BN, or BED reported significantly greater levels of impairment with respect to days out of role due to mental disorder, cognition, mobility, and role functioning compared with the non-Latino white reference group, with similar findings for men and women.⁵

Etiology and Risk

Much about the natural history and pathogenesis of eating disorders is not well understood. Underlying causes of eating disorders have been categorized into predisposing (background vulnerabilities), precipitating (environmental context at onset), and perpetuating factors (secondary aspects of the illness that cause it to be valued and maintained).^{17, 18}

Predisposing risk factors for eating disorders can be biological, psychological, or socioenvironmental. Twin studies and gene studies suggest genetic heritability may contribute to the risk of developing AN or BN.¹⁹⁻²¹ Identified psychological and socioenvironmental factors include childhood adversity or trauma,^{20, 22} personality traits such as rigidity and attention to detail, perfectionism, and a high ability to delay reward.¹⁷ Recent evidence suggests an association between food insecurity and higher rates of eating disorder pathology.²³ Additionally, both psychological and societal pressures may serve to maintain an eating disorder including idealization of a thin physique, social isolation, and overcontrol of weight and shape.¹⁷

Research also suggests that some groups are at disproportionate risk for eating disorders. As summarized in the prevalence section, women have a higher rate of lifetime eating disorders than men, and younger adults (18-29 years) have a higher rate of prevalent eating disorders compared with those older than 50 years.³ Risk of eating disorder diagnosis also varies by race/ethnicity: white populations have higher rates of prevalent AN and BN, while BED is more prevalent among racial minorities.² Similarly, sexual and gender minorities have demonstrated a higher risk for eating disorders than their heterosexual and cisgendered peers.^{24, 25} Athletes are another group at higher risk of having an eating disorder. In a study of elite athletes compared with age-matched controls, 13.5 percent of elite athletes met diagnostic criteria for threshold or subthreshold eating disorders compared with controls from the general population (4.6%, $p < 0.001$).²⁶ In terms of natural history, morbidity and mortality associated with untreated eating

disorders are summarized above. For those diagnosed with one eating disorder, evidence suggests that diagnostic crossover is relatively common over time.¹ For example, in one cohort study of women diagnosed with AN or BN (n=216) 34 percent with an initial diagnosis of AN later developed BN, and 14 percent of those originally diagnosed with BN developed AN over 7 years of followup.²⁷

Rationale for Screening and Screening Strategies

Routine screening for eating disorders in populations without signs or symptoms could detect eating disorders early or identify disorders not otherwise known, lead to earlier treatment, and reduce future morbidity and mortality. Assessment of weight, height, and body mass index (BMI) is considered the standard of care in primary care settings, and changes in growth or weight may lead to detection of some eating disorders. Those without obvious physical symptoms may go unrecognized, or symptoms may be attributed to other conditions. In addition, individuals experiencing eating disorder symptoms may not seek care for various reasons. A 2017 systematic review on perceived barriers of help-seeking for eating disorders (k=13 studies) found the following to be the most commonly reported barriers: stigma and shame, denial of and failure to perceive the severity of illness, practical barriers (e.g., cost of treatment), low motivation to change, negative attitudes toward seeking help, lack of encouragement from others to seek help, and lack of knowledge about help resources.²⁸ Screening questionnaires are available that could be used in primary care settings, including those designed to detect a range of eating disorders, such as the Eating Disorder Screen for Primary Care (EDS-PC),²⁹ Screen for Disordered Eating,³⁰ and the SCOFF (not an acronym).³¹ Some screening questionnaires that could be used in primary care are designed to detect eating disorders in which binge eating is the hallmark (e.g., BN, BED).

Interventions/Treatment for Eating Disorders

Broadly speaking, the recommended treatments for eating disorders involve an interdisciplinary approach encompassing psychological/behavioral, medical, and nutritional interventions.³²⁻³⁶ Given the complicated nature of eating disorder symptomatology, screen-detected or newly diagnosed patients are typically referred to specialists for a diagnostic evaluation and specific treatment recommendations based on symptomatology and symptom severity.

Psychological components of treatment include a range of psychotherapies, including family-based therapy (the Maudsley Method), cognitive behavioral therapy, dialectical behavioral therapy, acceptance and commitment therapy, and interpersonal psychotherapy.^{37, 38} Many of these were initially developed for other psychiatric conditions but have since been adapted for use in patients with eating disorders. Specific approaches to psychological interventions may vary based on eating disorder diagnosis and severity. Medical management centers around monitoring physical and medical complications of the eating disorder (e.g., cardiac instability, musculoskeletal injury, endocrine function) and providing appropriate medical intervention.^{37, 38} In terms of pharmacotherapy, there is only one Food and Drug Administration–approved pharmacological monotherapy for the treatment of an eating disorder (lisdexamfetamine for

BED). However, other psychotropic medications have been evaluated and are sometimes prescribed to patients to address comorbid psychiatric conditions (e.g., depression, anxiety) but are not always indicated.^{37, 38} Nutritional management is focused on providing nutritional rehabilitation to patients who are malnourished and/or helping patients establish a regular pattern of eating that encourages variety and flexibility.^{37, 38} Although the interdisciplinary components of treatment are typical for eating disorder management, guidance may vary by age, with children/adolescents typically requiring a greater involvement of parents/guardians in the treatment process and adults being able to engage in treatment more independently.^{39, 40}

The treatment components above can be administered throughout different levels of care depending on the severity of the eating disorder symptoms. Levels of care can include inpatient medical hospitalization, inpatient psychiatric hospitalization, residential care, partial hospitalization (or day treatment), intensive outpatient therapy, and outpatient therapy. Determination of the appropriate level of care is typically overseen by an eating disorder specialist(s) in conjunction with primary care providers who can provide input on the overall medical status/stability of the patient. Several established guidelines provide guidance on the level of care, and each takes into account medical stability (including weight status), severity and/or frequency of risky eating disorder behaviors (e.g., self-induced vomiting, laxative/diuretic misuse), and overall psychiatric stability (e.g., risk for suicide, chronicity of the disorder).³⁴⁻³⁶ Availability of specialty services and/or geographic limitations are acknowledged as crucial in making level-of-care determinations.

Recommendations of Other Organizations and Current Clinical Practice

Appendix A Table 3 summarizes recommendations from other organizations relevant to screening for eating disorders in clinical settings. Many guidelines mention screening in the context of monitoring for potential signs and symptoms of eating disorders. For example, the American Congress of Obstetricians and Gynecologists' recommendations highlight gynecologic concerns/symptoms associated with eating disorders and recommend providers be comfortable recognizing and screening "at-risk" patients.⁴¹ The American Academy of Pediatrics recommends screening for eating disorders by monitoring and assessing risk factors and symptoms at annual and sports physicals, including monitoring for changes in height, weight and BMI longitudinally.⁴² Similarly, guidelines from specialty groups promote awareness of eating disorder symptoms and screening of certain groups who may be at risk (e.g., adolescent and young female athletes). Screening rates for eating disorders in primary care are not clear; we found no recent estimates in the literature related to current clinical practice.

Chapter 2. Methods

Key Questions and Analytic Framework

The scope and key questions (KQs) were developed by the Evidence-based Practice Center (EPC) investigators, USPSTF members, and Agency for Healthcare Research and Quality (AHRQ) Medical Officers. The analytic framework and KQs that guided the review are shown in **Figure 1**. Five KQs were developed for this review:

1. Does screening for eating disorders in adolescents and adults improve health outcomes, including for specific subgroups of interest?
2. What is the accuracy of primary care–relevant screening tools for eating disorders in adolescents and adults, including for specific subgroups of interest?
3. What are the harms of screening for eating disorders in adolescents and adults, including for specific subgroups of interest?
4. How effective are interventions for improving health outcomes in screen-detected or previously untreated adolescents and adults with eating disorders, including for specific subgroups of interest?
5. What are the harms of interventions for eating disorders, including for specific subgroups of interest?

Data Sources and Searches

We searched PubMed/MEDLINE, the Cochrane Library, and PsycINFO for English-language articles published through June 23, 2020. Medical Subject Headings were used as search terms when available and keywords when appropriate, focusing on terms to describe relevant populations, tests, interventions, outcomes, and study designs. Complete search terms and limits are detailed in **Appendix B1**. This search will be updated during the peer review process by applying the same search strategies, limited from the date of the original searches to the present. Targeted searches for unpublished literature were conducted by searching ClinicalTrials.gov. To supplement electronic searches, reference lists of pertinent articles were reviewed. Studies suggested by peer reviewers or public comment respondents will also be reviewed and, if appropriate, will be incorporated into the final review. Since [insert date of update search], ongoing surveillance will be conducted through article alerts and targeted searches of journals to identify major studies published in the interim that might affect the conclusions or understanding of the evidence and the related USPSTF recommendation. The last surveillance was conducted on [insert date] and [describe whether additional studies meeting eligibility criteria were identified]. All literature search results were managed using EndNote™ version 9.2 (Thomson Reuters, New York, NY).

Study Selection

Inclusion and exclusion criteria for populations, interventions, comparators, outcomes, settings, and study designs were developed with input from the USPSTF (**Appendix B2**). For all KQs, English-language studies of adolescents and adults age 10 years or older conducted in settings generalizable to primary care, including school-based health centers and other community settings, and in countries categorized as “very high” on the United Nations Human Development Index were included.⁴³ Studies limited to populations undergoing evaluation for bariatric surgery or who were identified based on physical signs or symptoms associated with eating disorders were also excluded, including studies limited to populations who are underweight. These include treatment studies (KQ 4) limited to populations with AN who are underweight. Measurement of weight and BMI are part of routine primary care, and assessment of eating disorders would be part of the diagnostic evaluation for those identified as being underweight. The scope of this review is focused on populations with eating disorders who are unlikely to be detected based on physical signs or symptoms in the context of routine care.

For KQs 1 and 3 (direct evidence of benefits and harms of screening), controlled clinical trials enrolling adults with asymptomatic or undetected eating disorders comparing screening with no screening were eligible. Cohort studies with a concurrent control group for KQ 3 (harms of screening) were also eligible. For KQ 2 (accuracy of eating disorder screening tests), cohort or cross-sectional studies of asymptomatic or unselected adolescents or adults comparing one or more screening tests with an acceptable reference standard. Eligible reference standards included a structured or semi-structured diagnostic interview with a mental health clinician or diagnostic questionnaire (e.g., Eating Disorder Examination-Questionnaire). For KQs 1 through 3, eligible screening tests included those used, or feasible for use in primary care settings (e.g., the SCOFF or the EDS-PC). Studies evaluating tests not feasible for routine screening in primary care settings (e.g., longer, time-intensive questionnaires such as the 26-item Eating Attitudes Test) or investigating serologic screening (e.g., using =biomarkers) were excluded.

For KQs on benefits (KQ 4) and harms (KQ 5) of treatment, controlled clinical trials of adolescents and adults with screen-detected eating disorders were included. Studies enrolling populations from specialty settings diagnosed with an eating disorder who had not been previously treated for eating disorders were also included. As noted above, studies limited to populations identified based on physical signs or symptoms of eating disorders were excluded. Cohort studies with a concurrent control group for KQ 5 (harms of treatment) were also eligible. Eligible studies evaluated psychological interventions (e.g., cognitive behavioral therapy or other forms of therapy) delivered in a group, individual or family-based sessions, including variations of self-help interventions, or pharmacotherapy with Food and Drug Administration–approved medications. Interventions that combine psychological interventions with pharmacotherapy, or those that include other components such as education or nutritional counseling (in addition to therapy or pharmacotherapy) were also eligible. Eligible studies had to compare treatment with an inactive control group (i.e., no treatment, wait-list, minimal intervention [e.g., brief education about eating disorders], or placebo in controlled pharmacotherapy studies). Head-to-head comparisons of two active treatments were excluded. Public awareness campaigns without specific interventions linked to screening, complementary and alternative therapies, those considered to be adjunctive therapy (e.g., acupuncture, herbal supplements, massage, light

therapy), and interventions designed for primary prevention of eating disorders only were ineligible.

Eligible outcomes for KQs on the benefit of screening or treatment (KQs 1 and 4) include measures of health outcomes such as eating disorder remission or symptom reduction based on validated questionnaires (e.g., Eating Disorders Examination-Questionnaire) or diagnostic interviews, health-related quality of life (QOL) or function, depression, and others. Intermediate outcomes were excluded, such as mean change in BMI and frequency of specific behaviors (e.g., change in frequency of binge-eating episodes). For KQ 2 (accuracy of eating disorder screening tests), we included studies reporting on test accuracy, including sensitivity and specificity. Eligible outcomes of KQ 3 (harms of screening) include increased anxiety and labeling and stigma associated with screening, and for KQ 5 (harms of treatment), we included any harms attributed to interventions, such as adverse effects associated with medications. Two investigators independently reviewed titles and abstracts; those marked for potential inclusion by either reviewer were retrieved for evaluation of the full text. The full texts were then independently reviewed by two investigators to determine final inclusion or exclusion. Disagreements were resolved by discussion and consensus. Covidence systematic review software (Covidence, Melbourne, Australia) was used to assign and track literature review decisions.⁴⁴

Quality Assessment and Data Abstraction

Two reviewers independently assessed each study's methodological quality. Disagreements in study quality ratings were resolved through discussion or with an independent assessment from a third senior investigator. For randomized, controlled trials (RCTs), the most recent versions of the Cochrane Risk of Bias Tool (RoB 2.0) available for parallel and crossover trials was used.⁴⁵ It assessed the following risk-of-bias domains: bias arising from selection or randomization, bias due to missing outcome data, bias due to departures from intended interventions, bias from measurement of outcomes, and bias from selective reporting of results. For studies of diagnostic test accuracy, the QUADAS-2 instrument was used.⁴⁶ Our risk-of-bias assessments using these instruments were translated into an overall study quality rating of good, fair, or poor using predefined criteria developed by the USPSTF and adapted for this topic (**Appendix B3**). Only studies rated as having good or fair quality were included.

For each included study, one investigator extracted pertinent information about the methods, populations, interventions, comparators, outcomes, timing, settings, and study designs. A second team member reviewed all data extractions for completeness and accuracy.

Data Synthesis and Analysis

Findings for each KQ were summarized in tabular and narrative format. The overall strength of the evidence for each KQ was assessed as high, moderate, low, or insufficient based on the overall quality of the studies, consistency of results between studies, precision of findings, risk of reporting bias, and limitations of the body of evidence, using methods developed for the

USPSTF (and the EPC program).⁴⁷ Additionally, the applicability of the findings to U.S. primary care populations and settings was assessed. Discrepancies were resolved through consensus discussion.

To determine whether meta-analyses were appropriate, the clinical heterogeneity and methodological heterogeneity of the studies were assessed following established guidance.⁴⁸ The populations, tests, treatments, comparators, outcomes, and study designs were assessed qualitatively, looking for similarities and differences. For KQ 2 pooled sensitivities and specificities for screening tests were calculated using a hierarchical summary receiver operating characteristic curve analysis when at least four similar studies were available. For KQ 4, we ran random-effects restricted maximum likelihood models on continuous measures of eating disorder and depression symptom severity (analyzing standardized mean difference or unstandardized mean difference in change between groups) when at least three similar studies were available. For psychological interventions, we pooled studies separately for guided self-help, unguided self-help, and group interventions. When studies reported more than one continuous outcome for eating disorder symptom severity, we preferentially selected the outcome most commonly reported by similar studies. The metandi program (for pooling studies of screening test accuracy) and the meta command (for pooling studies of eating disorder or depression symptoms) in Stata version 16 were used to conduct all quantitative analyses.⁴⁹

Expert Review and Public Comment

A draft research plan for this topic was posted on the USPSTF website for public comment from June 25, 2020, to July 28, 2020. In response to comments, the following changes were made: (1) added two specific populations based on a rationale for how these factors may affect outcomes of screening and treatment: “sexual orientation” (in addition to “gender identity”) and “recruitment setting”; (2) clarified which specific populations are of interest in this review by removing the “part b” from each KQ and adding “including for specific populations of interest” at the end of each KQ (3); clarified that interventions designed for primary prevention only are not eligible (KQs 4 and 5); and (4) clarified that eligible interventions could have multiple components. The final version of the research plan was posted on the USPSTF website on September 24, 2020. A draft report will be reviewed by content experts, representatives of Federal partners, USPSTF members, and AHRQ Medical Officers and will be revised based on comments received, as appropriate. The draft report will also be posted for public comment. Revisions will be made based on comments received, and any references suggested by expert or public reviewers will be evaluated for inclusion/exclusion.

USPSTF Involvement

This review was funded by AHRQ. AHRQ staff and members of the USPSTF participated in developing the scope of work and reviewed draft reports, but the authors are solely responsible for the content.

Chapter 3. Results

Literature Search

This review identified 14,582 unique records and assessed 1,431 full-text articles for eligibility (**Figure 2**). The review excluded 1,372 studies for various reasons, detailed in **Appendix C**, and included 56 unique studies (described in 59 publications). Of the included studies, 17 studies (described in 18 publications) evaluated the accuracy of one or more screening questionnaires for eating disorders (KQ 2). Thirty-eight RCTs (described in 40 publications) addressed the benefits (KQ 4) of interventions compared with no treatment for adults and adolescents with screen-detected eating disorders, and nine studies (described in 11 publications) assessed harms of interventions (KQ 5). No studies evaluating the direct benefits or harms of screening (KQs 1 and 3) were found. Details of quality assessments of included studies and studies excluded because of poor quality are in **Appendix D Tables 1–4**.

Results by Key Question

KQ 1. Does Screening for Eating Disorders in Adolescents and Adults Improve Health Outcomes, Including for Specific Subgroups of Interest?

We identified no eligible studies for this KQ.

KQ 2. What Is the Accuracy of Primary Care–Relevant Screening Tests for Eating Disorders in Adolescents and Adults, Including for Specific Subgroups of Interest?

Summary

Seventeen studies (reported in 18 articles) evaluated the accuracy of screening tests for detecting eating disorders. Most enrolled only females^{30, 50-56} or were predominantly female (>60% girls or women);^{29, 57-61} two enrolled a population with a majority of males, one study set in the Veterans Health Administration (89% male),⁶² and one in a primary and secondary school setting (51% male).⁶³ Included studies assessed a range of screening questionnaires that varied in length from a single question⁶² to as many as 16 questions. Screening questionnaires varied in terms of whether they screened for any eating disorder (e.g., transdiagnostic) or if they screened for specific eating disorder diagnoses (e.g., BED only). Thirteen studies evaluated transdiagnostic questionnaires,^{29, 30, 51-53, 55-58, 63-65} and most (k=11 assessed the SCOFF). Four evaluated questionnaires designed to detect eating disorders characterized by binge eating only (e.g., BN or BED).⁵⁹⁻⁶² Ten studies (4,348 participants) assessed the accuracy of the SCOFF in adult women or women and men.^{29, 30, 51, 53-55, 57, 58, 64, 65} With a cut point of at least 2, the pooled sensitivity of the SCOFF was 84 percent (95% CI, 74% to 91%), and the pooled specificity was 80 percent

(95% CI, 65% to 89%) (10 studies; 3,684 participants). Using a cut point of 3 or greater for the SCOFF, the pooled sensitivity was 69 percent (95% CI, 56% to 80%), and pooled specificity was 90 percent (95% CI, 69% to 98%) (7 studies; 3,424 participants). A single study evaluated the SCOFF in a sample of adolescent girls and boys and found a sensitivity of 73 percent and a specificity of 78 percent.⁶³ The only other transdiagnostic screener evaluated by more than one study was the EDS-PC; in two studies, sensitivity of the EDS-PC ranged from 97 to 100 percent, and specificity ranged from 40 to 71 percent using a cut point of at least 2. All other studies of screening test accuracy were evaluated by only one study each.

Detailed Evidence

Ten good-^{29, 30, 50-52, 54, 55, 57-59, 62, 63} and 7 fair-quality^{53, 56, 58, 60, 61, 64, 65} studies (reported in 18 articles) assessed the accuracy of 10 screening questionnaires for identifying any eating disorder or specific eating disorders (**Table 1**).

Eleven studies (reported in 12 articles) evaluated the SCOFF; most assessed accuracy among adults,^{29, 30, 50, 51, 53-55, 57, 58, 63-65} and one study evaluated an adapted version for use in a pediatric population.⁶³ The accuracy of eight other screening questionnaires was evaluated by one study each.^{29, 30, 52, 56, 59-62} Screening questionnaires varied in terms of the range of eating disorders they detected. Most were evaluated to detect any eating disorder (e.g., transdiagnostic),^{29, 30, 50-58, 63-65} and four were designed to detect a disorder in which binge eating is the hallmark (e.g., BN, BED).⁵⁹⁻⁶²

The screening questionnaires were compared with two categories of reference standards, either a diagnostic clinical interview or a longer self-reported diagnostic questionnaire. Nine studies used a semi-structured interview as the reference standard based on *Diagnostic and Statistical Manual* (fourth edition) (DSM-IV) or *Diagnostic and Statistical Manual* fifth edition) (DSM-5) diagnostic criteria, either diagnostic clinical interview^{50, 53-57, 59, 61, 65} or the Eating Disorder Examination (EDE).^{52, 64} Seven studies used the following diagnostic questionnaires to diagnose eating disorders: Questionnaire on Weight and Eating Patterns-Revised (QWEP-R),⁶² Eating Attitudes Test-26,⁵¹ Questionnaire for Eating Disorder Diagnoses (QEDD),²⁹ EDE-Questionnaire (EDE-Q),^{30, 58} EDE-14,⁶⁰ and Eating Disorders Inventory-2.⁶³

Most studies (k=6) were set in the United States.^{30, 52, 58, 60, 62, 64} The remainder were in the United Kingdom,^{29, 55} Italy,^{53, 61} Taiwan,⁵⁷ Malaysia,⁵¹ and other European countries.^{54, 56, 59, 63, 65} Studies enrolled participants from community settings or outpatient clinical settings. Community recruitment of adults most often occurred in a university setting,^{29, 51, 52, 54, 56, 58} while one study recruited young adults identified via a population database through the mail,⁶⁵ and another recruited students from primary and secondary schools.⁶³ Outpatient primary care clinics were the most common clinical setting from which patients were recruited (k=5).^{29, 30, 55, 62, 64} Of these, two recruited patients from a Veterans Affairs (VA) primary care clinic,^{30, 62} and one enrolled from primary care and a university campus.²⁹ Four studies recruited from specialty or referral settings, including one from an outpatient psychiatry clinic⁵⁷ and three from diet or obesity clinics.^{53, 59, 61}

Most studies reported on the prevalence of any eating disorder, which ranged from 2 to 46 percent; four studies examined BN or BED only, where prevalence ranged from 8 to 22 percent.⁵⁹⁻⁶² The three studies reporting an eating disorder prevalence of greater than 20 percent were conducted in a pediatric obesity clinic,⁵⁹ an outpatient diet clinic,⁵³ and a university health center.⁵⁸

Most study populations were either entirely female^{30, 50-56} or predominantly female, enrolling over 60 percent girls or women.^{29, 57-61} Males outnumbered females in two studies: one study set in the Veterans Health Administration (89% male)⁶² and one in a primary and secondary school setting (51% male).⁶³ One study did not report the sex of participants.⁶⁵

Sample sizes analyzed varied from 51 to 1,541 participants, with a median of 341. Across the 15 studies that reported on the age of enrolled participants (mean, median, or range), age ranged from 11 to 62 years. Two studies focused on study populations under 18 years of age, recruiting from pediatric or school settings.^{59, 63} Three studies enrolled an older sample of participants, mean ages ranging from 44 to 62 years; two of these studies were set in the Veterans Health Administration,^{30, 62} and one recruited participants from an outpatient specialty clinic for metabolic diseases.⁶¹ The remaining 10 studies included participants in which the mean age, median age, or age range primary fell between 20 and 30 years.^{29, 50-58, 60, 64} Among the nine studies reporting BMI, four studies reported a mean BMI of less than 25 (underweight or normal),^{29, 52, 54, 57} two studies reported mean BMI ranging from 25 to 30 (overweight),^{53, 64} two studies reported BMI over 30 (obese),^{61, 62} and one study reported BMI range of 16 to 44.⁵⁸

Of the 17 studies, eight^{30, 51, 52, 54, 58, 60, 62, 64} reported on race or ethnicity; the percentage of participants who were nonwhite ranged from 12 to 100. For the six studies set in the United States, nonwhite participants ranged from 12 to 52 percent.^{30, 52, 58, 60, 62, 64} Only two studies reported mental health comorbidity: mood disorder (44%) and dysthymia (29%) were the most common psychiatric disorders reported, respectively.^{57, 61}

We rated 10 studies as good quality^{29, 30, 50-52, 54, 55, 57-59, 62, 63} and the remainder as fair quality (**Appendix D Table 1**). In the studies rated as fair quality, common limitations included risk of bias in patient selection (e.g., accuracy metrics based on a subset of participants who underwent screening) and the flow and timing domain.

Screening test accuracy results are organized by screener below. Detailed results by screening questionnaire are also shown in **Table 2**.

Studies Evaluating the SCOFF

Ten studies assessed the accuracy of the SCOFF screening questionnaire among adults (**Table 1**). Of these, two enrolled populations from primary care settings,^{55, 64} four enrolled from university-based settings,^{29, 51, 54, 58} one recruited veterans,³⁰ and two recruited from specialty settings including an outpatient diet clinic and an outpatient psychiatric clinic.^{53, 57} One study used a nationally representative sample of households in Finland.⁶⁵ The SCOFF is a 5-question self-report screening questionnaire assessing the following hallmark criteria for eating disorders: self-induced vomiting, recent weight loss, binge eating, and intrusive thoughts about food or

body weight or shape. Scores on the SCOFF range from 0 to 5 with each positive response assigned one point. Using the original cut point of at least 2 in studies enrolling adult men and women or women only, the pooled sensitivity based on 10 studies (4,348 participants) was 84 percent (95% CI, 74% to 91%), and the pooled specificity was 80 percent (95% CI, 65% to 89%) (**Appendix F Figure 1**). Seven studies (3,424 participants) also assessed the accuracy using a cut point of 3.^{51, 53-55, 57, 64} The pooled sensitivity was lower at 69 percent (95% CI, 56% to 80%), but the specificity improved to 90 percent (95% CI, 69% to 98%) (**Appendix F Figure 2**).

A single study assessed the accuracy of the SCOFF among a sample of 954 female and male adolescents (mean age=13.6, standard deviation=1.31) enrolled from primary and secondary schools.⁶³ The optimal cut point was at least 2, which yielded a sensitivity of 73 percent (95% CI, 63% to 83%) and a specificity of 78 percent (95% CI, 75% to 80%).

Specific populations. Two included studies also evaluated the SCOFF among various populations of adults including sex, age, and BMI; one recruited a sample of 1,541 women and men from an outpatient psychiatric clinic,⁵⁷ and another recruited 147 women from a primary care setting.⁶⁴ The one study reporting on sex differences found that because it used a cut point of at least 2 the SCOFF demonstrated greater sensitivity in women (95% vs. 86%), but greater specificity in men (74% vs. 66%).^{57, 64} With respect to age, younger age (less than 30 years) was associated with better SCOFF performance in women, but the opposite pattern was found among men.⁵⁷ Across both studies, the SCOFF performed better at a lower BMI (<27.5) for both women and men (**Table 2**).^{57, 64}

Studies Evaluating Other Eating Disorder Screeners

Eight other screening questionnaires were assessed across eight included studies;^{29, 30, 52, 56, 59-62} of these, one (EDS-PC) was assessed in two studies, and all others were evaluated by one study each (**Table 1**). The screening questionnaires varied in terms of whether they were designed to screen for any eating disorder (i.e., transdiagnostic) or binge eating only. Results are organized by diagnostic category below and in **Table 2**, highlighting results for commonly used cut points or cut points considered optimal. Many studies reported on the accuracy of screening tests at various cut points, and some reported on the accuracy of different eating disorder reference standard definitions.

Four separate transdiagnostic screening tests were evaluated across four included studies among adults enrolled from various settings including primary care,²⁹ colleges or universities,^{52, 56} and the VA.³⁰ Two studies evaluated the EDS-PC: one recruited females and males from primary care (77% female)²⁹ and the other recruited all female veterans.³⁰ The EDS-PC is a 5-item self-report measure developed specifically for use in the primary care setting.²⁹ Scores range from 0 to 5, and a cut point of at least 2 is considered a positive screen. Across both studies (627 participants), sensitivity ranged from 97 to 100 percent, and specificity ranged from 40 to 71 percent.^{29, 30}

The three remaining transdiagnostic screening tests were assessed in single studies that recruited adult females only.^{30, 52, 56} The Stanford-Washington University Eating Disorder Screen (SWED)⁵² and the Eating Disturbance Scale (EDS)⁵⁶ were both evaluated in college or university

populations. The SWED is an 11-item self-report measure derived from existing questionnaires assessing eating disorder behaviors (e.g., dietary restriction, self-induced vomiting) and weight concerns. Among 549 college-aged women, the SWED demonstrated a sensitivity of 80 percent and a specificity of 82 percent in detecting any eating disorder with a cut point of at least 59 on the Weight Concerns Scale (WCS).⁵² The EDS is a 5-item self-report questionnaire that assesses eating-disordered thoughts and behaviors (e.g., feeling guilty after eating, engaging in strict diets). Each item is scored on a Likert-type scale from 1 to 7, with seven being the most pathological response. Using a cut point of at least 16, the EDS had a sensitivity of 90 percent and a specificity of 88 percent among a smaller sample of 51 women enrolled in teaching or nursing colleges.⁵⁶

The Screen for Disordered Eating (SDE) is a 5-item self-report questionnaire derived from existing measures with face valid items that map onto eating disorder diagnoses including AN, BN, and BED.³⁰ The SDE was evaluated in a single study of 402 female veterans and demonstrated a sensitivity of 91 percent (95% CI, 80% to 96%) and a specificity of 58 percent (52% to 63%) using a cut point of at least 2.³⁰

Studies Evaluating Binge-Eating Disorder Screeners

Four studies screened for eating disorders in which binge eating is the hallmark (e.g., BN, BED).⁵⁹⁻⁶² Three screening questionnaires were evaluated in adult populations: the Binge Eating Scale (BES),⁶¹ the VA Binge Eating Screener (VA-BES),⁶² and the Eating Disorder Module of the Patient Health Questionnaire (PHQ-ED).⁶⁰ The BES is a 16-item self-report questionnaire assessing thoughts and feelings associated with binge-eating episodes. Scores range from 0 to 46 with higher scores indicating a more pathological response. In a sample of 334 obese adults recruited from an outpatient metabolic clinic, a cut point score of at least 17 on the BES yielded a sensitivity of 85 percent and a specificity of 75 percent.⁶¹ The VA-BES is a single item derived from a more general assessment used in the VA's weight management program—the VA MOVE! program.⁶² The binge-eating item (referred to as the VA-BES in this included study) asks participants how often they eat large amounts of food while feeling out of control (i.e., a binge-eating episode) with Likert-type responses ranging from “never” to “five or more times per week.” In a sample of 116 veterans recruited from the MOVE! program (12% female), a cut point of at least 2 on the VA-BES yielded a sensitivity of 89 percent and a specificity of 83 percent.⁶² The PHQ-ED is a 6-item self-report questionnaire that assesses engagement in binge-eating episodes or inappropriate compensatory behaviors (e.g., self-induced vomiting, abuse of laxatives).⁶⁰ Two additional items assessing frequency and duration are required if either binge-eating episodes or inappropriate compensatory behaviors are endorsed. In a sample of 348 adults (82% female) recruited from a health maintenance organization, a positive screen on the PHQ-ED demonstrated a sensitivity of 100 percent and a specificity of 28 percent.⁶⁰

One study assessed a screening for binge eating in adolescents recruited from a pediatric obesity clinic (94 participants, age range 11 to 18 years) using the Adolescent Binge-Eating Disorder Questionnaire (ADO-BED).⁵⁹ The ADO-BED is a 10-item self-report questionnaire that assesses several diagnostic criteria for BED. The first two questions are interrelated and assess the presence of binge-eating episodes (“Do you sometimes have a strong craving to eat although you are not really hungry or have recently eaten?” and “In this situation, do you sometimes find

yourself starting to eat and then being unable to stop?”). A positive response to both questions yielded a sensitivity of 100 percent, but a specificity of only 27 percent for detecting binge eating.⁵⁹

KQ 3. What Are the Harms of Screening for Eating Disorders in Adolescents and Adults, Including for Specific Subgroups of Interest?

We identified no eligible studies for this KQ.

KQ 4. How Effective Are Interventions for Improving Health Outcomes in Screen-Detected or Previously Untreated Adolescents and Adults With Eating Disorders, Including for Specific Subgroups of Interest?

Summary

Forty-one included RCTs assessed heterogeneous interventions. One was limited to adolescents; all others enrolled adults. Most enrolled a majority of women and limited to populations with BED or BN only. Seventeen assessed the benefit of pharmacotherapy. Four trials of lisdexamfetamine for BED (900 participants) measured change in eating disorder symptom severity using the Yale–Brown Obsessive Compulsive Scale modified for binge eating (YBOCS-BE) and found larger reductions in change from baseline scores associated with lisdexamfetamine than placebo (pooled mean difference, -5.75 [95% CI, -8.32 to -3.17]). Two trials compared topiramate with placebo for BED (465 participants) and both found significantly larger reductions in YBOCS-BE scores from baseline among those receiving topiramate than placebo, from -6.40 ($p < 0.001$) to -2.55 ($p = 0.004$). Five trials assessed various selective serotonin reuptake inhibitors (SSRIs) among persons with BED; two reported on change in eating disorder symptoms and results were imprecise. SSRIs were associated with a larger reduction in depression symptom scores than placebo over 6-16 weeks (pooled standardized mean difference [SMD], -0.6 [95% CI, -0.90 to -0.33]) (5 studies; 208 participants). Three trials assessed fluoxetine for populations with BN; two found benefit favoring fluoxetine for eating disorder symptom severity and depression.

Twenty-four trials assessed a psychological intervention. Guided self-help improved eating disorder symptom severity more than control (pooled SMD for difference in change from baseline score, -0.96 [95% CI, -1.26 to -0.67]) (5 studies; 391 participants); pooled estimates for unguided self-help (6 studies, 368 participants) also favored the intervention, but the difference between groups was not statistically significant (SMD, -0.18 [95% CI, -0.38 to 0.03]). Similarly, self-help interventions also reduced depression symptoms more than control, including both guided self-help (pooled SMD, -0.73 [95% CI, -1.04 to -0.43]; 4 studies, 324 participants) and unguided self-help (pooled SMD, -0.37 [95% CI, -0.68 to -0.05]; 3 studies, 156 participants). Few trials of self-help measured other outcomes. Group therapy (7 studies, 253 participants) was associated with larger reductions in depression scores from baseline than inactive control (pooled SMD, -0.48 [95% CI, -0.69 to -0.27]). Few studies of group therapy measured other outcomes. Four studies assessed different forms of individual therapy and measured heterogeneous outcomes. Common limitations included risk of bias due to missing outcome data, and few trials

assessed outcomes over a duration longer than 16 weeks (most reported outcomes over 6 to 12 weeks).

Detailed Evidence

We identified 41 RCTs comparing an intervention for eating disorders with a control: 17 (16 publications) evaluated pharmacotherapy,⁶⁶⁻⁸² 21 focused on therapy, and two included both pharmacotherapy and therapy interventions.^{83, 84}

Pharmacotherapy

Seventeen included trials evaluated the benefit of pharmacotherapy versus placebo among populations with an eating disorder (**Table 3**); most (k=14) enrolled populations with BED defined by DSM-IV or DSM-5 criteria. Four trials enrolled populations with BN defined by DSM-III criteria,^{74, 76, 81, 84} and two of these were limited to populations with BN and recurrent binge-eating behavior.^{81, 84} No included studies enrolled populations who were screen detected in primary care (or via routine screening in other healthcare settings). Most trials described recruiting participants via media or newspaper advertisements or a combination of both referrals and trial advertisements;^{74, 75, 77, 84} three trials mentioned that advertisements were for studies addressing binge eating and obesity.^{77, 79, 81} Two trials mentioned recruiting participants from referrals or from specialty clinical settings only,^{82, 83} and one trial invited potentially eligible participants identified by chart reviews of patients previously seen at a university-based outpatient clinic for “weight problems.”⁷⁸ Most studies were set in the United States (k=13); three trials (described in 2 publications) enrolled participants from both the United States and other country settings (Canada⁷⁶ or various European countries,⁶⁸) and one trial each was set in Switzerland⁷⁸ and Finland.⁸²

All studies enrolled adults, and only one included both adolescents and adults (15 years or older) with BN.⁸² Mean ages of enrolled populations ranged from 25 to 44 years. Five trials were limited to women only,^{69, 74, 76, 82, 84} and all others enrolled a majority of women (78% to 96%). Across 14 studies describing race or ethnicity, all enrolled a minority of nonwhite participants ranging from 3 to 27 percent. One study of duloxetine was limited to adults with BED and current depressive disorder.⁷² Seventeen trials reported on mean BMI, and most enrolled a population with a mean BMI greater than 33; four studies (all focused on populations with BN) enrolled populations with a lower mean BMI (range 25 to 27).^{74, 76, 81, 84} Eleven studies described the proportion of participants with various psychiatric comorbidity using heterogeneous definitions (**Table 3**). The most commonly reported comorbid condition was depression (k=8), with rates of lifetime depressive disorder or any mood disorder ranging from 32 to 77 percent, and rates of current depression ranging from 23 to 52 percent.^{66, 69, 71-74, 79, 81} Ten studies focused on BED limited to populations who were overweight or obese (using various criteria);^{69, 70, 77-79, 81, 83} the mean BMI in these studies ranged from 34.9 to 44.

Studies assessed various pharmacotherapy. Three medications were evaluated by two or more trials: fluoxetine (k=4),^{71, 76, 82-84} lisdexamfetamine (k=4),^{66, 68, 70} and topiramate (k=2).^{77, 81} Medications evaluated by one study include fluvoxetine,⁷⁵ sertraline,⁷³ escitalopram,⁷⁹ duloxetine,⁷² bupropion,⁶⁹ desipramine,⁷⁴ and imipramine.⁷⁸ The dose of medications evaluated is

shown in Table 2. All trials compared the active medication with placebo. One trial of imipramine included a co-intervention of dietary counseling and psychological support delivered to both groups.⁷⁸

All included trials were parallel RCTs. Sample sizes ranged from 20 to 404 participants, and most evaluated outcomes over a duration of 6 to 12 weeks; three assessed outcomes over a slightly longer duration (16 weeks).^{77, 83, 84} Detailed results of studies are summarized in **Appendix E Table 2**. Two were rated good quality and the remainder were rated fair. Common limitations included risk of bias due to missing outcome data.

Binge-Eating Disorder

Lisdexamfetamine

Four trials (described in 3 publications) compared lisdexamfetamine with placebo among adults with BED.^{66, 68, 70} One (n=260) randomized participants to three separate doses of medication (30, 50, or 70 mg/day), and three randomized participants to flexible dosing of lisdexamfetamine (20 to 70 mg/day, mean 57 to 60 mg/day). All measured BED symptom severity using the YBOCS-BE; for doses ranging from 50 to 60 mg/day, pooled mean difference in change from baseline score over 11 to 12 weeks (4 studies, 900 participants) was -5.75 (95% CI, -8.32 to -3.17) (**Figure 3**). This difference falls within the range considered a minimum clinically important change on the YBOCS-BE (-4 to -17).⁸⁵ Other eligible outcomes were reported by only one or two studies each (**Appendix E Table 2**). One trial found significantly higher reduction in mean BES scores associated with lisdexamfetamine (difference between groups, -5.4; p=0.002 for 50 mg/day),⁷⁰ but no significant difference on measures of depression, anxiety or QOL using the 12-Item Short Form Survey (SF-12). Two trials (reported in 1 publication) found no significant differences between groups in functional impairment measured by the Sheehan Disability Scale.⁶⁸

Topiramate

Two trials of topiramate (465 participants) measured reduction in eating disorder symptom severity using the YBOCS-BE over 14 to 15 weeks (mean or median dose of 212 to 300 mg/day),^{77, 81} and both found significant improvement favoring topiramate (**Figure 3**). The difference between groups in mean change from baseline score was within the range considered a minimum clinically important change (-4 to -17) in one trial (-6.40)⁷⁷ but not the other (-2.55).⁸¹ Neither found a significant difference between groups on depression scores (measured by the Montgomery-Åsberg Depression Rating Scale [MADRS]⁷⁷ and Hamilton Depression Rating Scale [HAM-D]⁸¹) and one found no significant differences between groups for anxiety measured by Hamilton Anxiety Rating Scale (HAM-A) scores.⁷⁰

Selective Serotonin Reuptake Inhibitor

Five trials assessed an SSRI for improving BED: two assessed fluoxetine,^{71, 83} and one study each assessed fluoxetine,⁷⁵ sertraline,⁷³ and escitalopram.⁷⁹ None selected participants based on presence of comorbid depression. Four reported on the proportion with lifetime major depressive

disorder with prevalence rates ranging from 37 to 77 percent.^{71, 73, 79, 83} Three trials also reported on the prevalence of current major depressive disorder with rates ranging from 18 to 25 percent.^{71, 73, 79} Two measured eating disorder symptom severity and both found reduction in symptom scores favoring SSRIs (**Figure 4**), although results were imprecise; other trials of SSRIs reported on intermediate outcomes associated with binge eating only. The trial of fluoxetine⁸³ found no significant difference between groups on EDE-Q scores (SMD -0.29; 95% CI, -0.83 to 0.24) and the trial of escitalopram⁷⁹ found significant benefit for YBOCS-BE score reduction (SMD -0.69; 95% CI, -1.30 to -0.08) that did not fall within the range considered a minimum clinically important change (-4 to -17).⁸⁵ All five reported on change in depression symptoms over 6-16 weeks (**Figure 4**); SSRIs were associated with a larger reduction in depression symptom scores than placebo over 6-16 weeks (pooled SMD, -0.6 [95% CI, -0.90 to -0.33]) (5 studies; 208 participants).

Other Medications

One trial each evaluated duloxetine (n=40),⁷² bupropion (n=61),⁶⁹ and imipramine (n=31) for populations with BED (**Appendix E Table 2**).⁷⁸ No significant difference was found between groups for any health outcome, including measures of eating disorder symptom severity associated with bupropion (EDE-Q) and duloxetine (YBOCS-BE), and measures of depression associated with imipramine (HAM-D and Self-Rating Depression Scale) and bupropion (BDI).

Bulimia Nervosa

Four trials enrolled populations with BN,^{74, 76, 82, 84} including two that limited to populations with BN and recurrent binge-eating behavior.^{81, 84} Three assessed fluoxetine and one assessed desipramine.⁷⁴ One trial of fluoxetine also included an arm comparing fluoxetine plus a self-help intervention with placebo (in addition to fluoxetine alone).⁸⁴

The three trials of fluoxetine assessed a dose of 60 mg/day (**Appendix E Table 2**); two reported outcomes at 8 weeks^{76, 82} and one at 16 weeks.⁸⁴ All reported on a measure of eating disorder symptom severity. two found benefit associated with fluoxetine over 8 weeks on the Eating Attitudes Test (EAT); differences between groups were significant in one trial (difference in mean change from baseline: -4.5; p=0.001),⁷⁶ but not the second.⁸² One found no significant difference between groups over 16 weeks on the Eating Disorder Inventory (EDI) but only reported a p-value (p>0.05),⁸⁴ All three measured depression using the HAM-D. Only one found a significant difference favoring fluoxetine (difference in mean change from baseline: -2; p<0.001 at 8 weeks). In the other two trials, one found a similar reduction in HAM-D scores favoring fluoxetine that was not statistically significant (-2.10; p=0.12),⁸² and the other reported that changes were not significant but did not provide numerical results for mean score changes.⁸⁴ The one trial assessing a combined intervention (fluoxetine plus self-help vs. placebo) found no significant differences between groups on EDI and HAM-D score changes from baseline.⁸⁴

In the trial assessing desipramine, there was no significant difference between groups on measures of BN symptom severity (EAT), depression (HAM-D, BDI), or anxiety (State-Trait Anxiety Inventory Scores) (**Appendix E Table 2**).⁷⁴

Psychological Interventions

Twenty-four trials assessed the benefit of a psychological intervention for eating disorders compared with an inactive control (**Table 4**).^{83, 84, 86-107} Most trials enrolled populations with binge eating, either BED defined as those with BN and recurrent binge-eating behavior; one trial enrolled those with BN without mention of binge eating,¹⁰⁶ and three enrolled women with any eating disorder based on DSM-5.^{86, 92, 98} No included studies enrolled populations who were screen detected in primary care. Most trials recruited participants via media or newspaper advertisements or a combination of both referrals and trial advertisements. Nine trials were set in the United States; others were set in a range of country settings, including the United Kingdom (k=3),^{88, 92, 100} Canada (k=4),^{89, 93, 97, 104} Sweden, (k=2)^{91, 96} Germany (k=3),^{87, 99, 106} and one each in Switzerland,⁹¹ and Australia.⁸⁶

One study was limited to adolescents (12 to 18 years; mean age of 15),¹⁰⁷ and all others enrolled adults; one study enrolled both adults and adolescents (as young as 14 years).⁹⁸ Among studies enrolling adults, mean ages of enrolled populations ranged from 22 to 46 years. Included studies either limited enrollment to women or girls only (k=11) or enrolled a majority of women (72% to 99%). In 17 studies describing race or ethnicity of enrolled populations, one limited to Latinas only,¹⁰⁵ two enrolled a population that was 54 to 55 percent nonwhite (from the United States),^{90, 95} and the others enrolled a population with a majority of white participants. Four studies limited to populations who were overweight or obese only (using various criteria).^{83, 90, 95, 96} Most trials reported on mean BMI (**Table 5**), and the majority enrolled populations with a BMI in the overweight or obese range; seven enrolled populations with a BMI less than 25.^{86, 88, 92, 94, 97, 100, 106}

All included trials were parallel RCTs. Sample sizes ranged from 17 to 154 participants and most evaluated outcomes over a duration of 8 to 16 weeks. Studies focused on a variety of psychological interventions (**Table 4**). Most evaluated a form of self-help (k=14) based on CBT, DBT, or other strategies designed to help participants cope with eating disorder symptoms.^{84, 88-91, 93, 95, 97, 98, 100, 104, 105, 108} Seven trials evaluated a type of group therapy for eating disorders,^{86, 96, 99, 101-103, 106} and four evaluated a form of individual CBT.^{83, 92, 94, 107} **Appendix E Table 1** provides additional detail related to the intervention components and intensity. Results are summarized below by intervention type.

Self-Help Interventions

Of the 13 trials evaluating a self-help intervention, seven assessed a form of “guided” self-help,^{87, 88, 91, 93, 100, 104, 105} and seven assessed an “unguided” self-help intervention.^{84, 89, 90, 93, 95, 97, 98} One trial compared both guided and unguided self-help interventions with a control.⁹³ Guided interventions included ongoing support and guidance; for example, three studies included six to eight brief (25- to 30-minute) individually guided sessions or phone calls for support;^{93, 104, 105} two provided regular email contact with coaches, (1 to 2 per week)^{88, 91} and one provided individual feedback from therapists on 11 completed assignments.⁸⁷ Unguided interventions involved providing the intervention materials with instructions (e.g., providing a written manual or access to online modules with activities). Most (k=9) self-help interventions were based on CBT, two were based on DBT,^{93, 104} one trial each assessed other types of self-help, including an

online form of *The Body Project* intervention,⁹⁸ and one trial assessed two forms of self-help (compassion-focused therapy and behaviorally based self-help).⁸⁹

Most trials of self-help reported on changes in eating disorder severity and depression using various outcome measures. **Figure 5** shows results for self-help interventions organized by intervention type (guided or unguided) and outcome. For reduction in eating disorder symptom severity (measured by the EDE or EDE-Q), guided self-help was associated with a larger reduction in eating disorder severity scores than control over 12-24 weeks [pooled SMD, -0.96 [95% CI, -1.26 to -0.67] [5 studies, 391 participants]]. Results from studies assessing unguided self-help (6 studies, 368 participants) were consistent in favoring self-help, but pooled results were not statistically significant (SMD, -0.18 [95% CI, -0.38 to 0.03]) (**Figure 5**). For measures of depression, pooled results demonstrated larger reductions in mean scores than controls for both guided self-help (SMD, -0.73 [95% CI, -1.04 to -0.43]; 4 studies; 324 participants) and unguided self-help (SMD, -0.37 [95% CI, -0.68 to -0.05]; 3 studies; 156 participants).

Few trials of self-help measured other outcomes. One trial of DBT guided self-help (n=60) measured the Eating Disorder Quality of Life Scale (EDQLS) over 13 weeks and found significantly higher improvement in EDQLS scores from baseline among the self-help group than controls (18.37 vs. 0.14; difference in change from baseline: 18.23; $p < 0.05$).¹⁰⁴ A second trial of DBT self-help (assessing both guided and unguided interventions) measured general health-related QOL using the Short Form 6D (SF6D) and found no significant differences between either form of self-help and controls.⁹³ Finally, one trial of guided CBT-self-help measured QOL using the World Health Organization Quality of Life scale at 12 weeks and only reported on subdomain scores; results were mixed, with significant improvement on some domains but not others.⁸⁸ Two studies reported on anxiety (one guided and one unguided) using different outcome measures and time points; one (n=56) found a statistically significant benefit in favor of guided CBT at 12 weeks on the HADS-Anxiety scale (SMD, -0.91 [95% CI, -1.38 to -0.44])⁸⁸ and one trial (n=76) of unguided CBT found no significant differences between groups at 8 weeks on the BAI (SMD, -0.50 [95% CI, -1.03 to -0.03]).⁹⁷

Group and Individual Interventions

Outcomes from trials assessing group or individual psychological interventions are shown in **Figure 6**. Seven trials assessed a group-based psychological intervention, including four CBT-based group interventions,^{86, 101-103} and one trial each of group-based behavioral activation,⁹⁶ behaviorally oriented therapy,¹⁰⁶ impulsivity-focused therapy⁹⁹ and interpersonal therapy.¹⁰¹ One trial compared two forms of therapy (CBT based and interpersonal therapy based) with a control group.¹⁰¹ Most enrolled women with BED or BN and recurrent binge eating; one enrolled women with any eating disorder based on DSM-5.⁸⁶ Most offered 8 to 10 weekly group sessions (90 minutes each); one trial offered sessions twice weekly for 8 weeks, then 8 weekly sessions (total of 16).¹⁰⁶ Most studies of group interventions reported on depression using various measures (**Figure 6**); group therapy was more effective than control for reducing depression symptoms over 8 to 16 weeks (pooled SMD, -0.48 [95% CI, -0.69 to -0.27]) (7 studies; 253 participants). Few studies of group therapy measured other outcomes. Three measured eating disorder symptom severity using the EDE-Q; one study of group-based CBT found a statistically significant benefit compared with controls (SMD, -1.01 [95% CI, -1.71 to -0.31]),⁸⁶ and two

trials found no significant differences between groups (**Figure 6**).^{96, 99} Two trials of group therapy assessed changes in anxiety scores over 8 to 10 weeks, and neither found a significant difference between groups (**Figure 6**).^{96, 99}

Four trials assessed an individual psychological intervention. One trial of CBT (8 sessions) was limited to adolescents and found no significant difference between CBT and control groups at 12 or 24 weeks on measures of depression (BDI) and psychosocial functioning (Youth Social Adjustment Scale).¹⁰⁷ Of the three trials enrolling adults, two focused on individual CBT (16 to 21 sessions),^{83, 92} and one evaluated appetite-focused DBT (AF-DBT) delivered over 12 weekly sessions.⁹⁴ One trial evaluated two forms of individual CBT (n=154): one focused on eating disorder pathology only, and a second “broad form” also addressed other problems common with eating disorders⁹² and found no significant differences between groups in the change from baseline EDE-Q scores (**Figure 6**). The second trial of individual CBT (n=108) found a significant improvement in depression scores (measured by the BDI) among the intervention group compared with controls (SMD, -0.60 [95% CI, -1.14 to -0.06]).⁸³ Finally, the trial of AF-DBT (n=32) found improvement in EDE-Q scores (SMD, -1.18 [95% CI, -1.94 to -0.43]) and depression measured by the BDI-II (SMD, -0.92 [95% CI, -1.65 to -0.19]) over 6 weeks (**Figure 6**).⁹⁴

KQ 5. What Are the Harms of Interventions for Eating Disorders, Including for Specific Subgroups of Interest?

No included studies of psychological interventions reported on harms. Nine studies of pharmacotherapy reported various adverse events associated with four medications, including lisdexamfetamine (k=4),^{66, 68, 70} topiramate (k=2),^{77, 81} and one trial each on fluoxetine^{71, 76} and escitalopram.⁷⁹ Characteristics are described in KQ4 and **Table 3**, and outcomes are shown in **Appendix E Table 3**.

In one trial of lisdexamfetamine (n=259) over 11 weeks,⁷⁰ one participant died during the study, and postmortem toxicology analysis found that methamphetamine/amphetamine levels were consistent with a methamphetamine overdose (death was not attributed to the study drug). Across all three arms of lisdexamfetamine and placebo, rates of specific adverse effects were low (**Appendix E Table 3**); combined incidence of any treatment-emergent adverse events was higher (85%) for the treatment group than the placebo group (59%).⁷⁰ Similarly, a second trial (n=50) of lisdexamfetamine reported few rates of specific adverse events over 12 weeks;⁶⁶ those that were significantly higher in the treatment arm versus control included insomnia, jitteriness, and dry mouth. Finally, in one study reporting on two separate trials of lisdexamfetamine (626 total participants), more than 50 percent in each treatment group reported treatment-emergent adverse events; more treatment-emergent adverse events were related to lisdexamfetamine than with placebo, those reported by more than 10 percent treated with lisdexamfetamine included dry mouth, headache, and insomnia (vs. no treatment-emergent adverse events reported by more than 10% of the placebo groups).⁶⁸

Two trials of topiramate reported rates of specific adverse events over 14-16 weeks, and both found significantly higher rates of paresthesias and taste perversion^{77, 81} among groups receiving

topiramate versus placebo; one also found significantly higher rates of difficulty concentrating⁷⁷ and another found significantly higher rates of confusion.⁸¹

In three trials of SSRIs, one assessing fluoxetine found rates of several adverse effects significantly higher in the treatment arm than in the placebo arm (**Appendix E Table 3**), such as insomnia, nausea, and tremor; however, authors noted that there was no significant difference between groups in the proportion that discontinued because of adverse effects. The second trial of fluoxetine reported no significant differences between groups for any adverse effects over 6 weeks.⁷¹ The trial of escitalopram (n=44) reported adverse effects experienced by 5 percent or more of enrolled participants (**Appendix E Table 3**) and reported that no differences between groups were statistically significant.⁷⁹

Chapter 4. Discussion

Summary of Evidence

Table 5 provides a summary of the main findings in this evidence review organized by KQ along with a description of consistency, precision, quality, limitations, strength of evidence, and applicability.

Evidence for Benefit and Harms of Screening

We did not find direct evidence on the benefits and harms of screening. Potential harms include false-positive screening results that lead to unnecessary referrals (and associated time and economic burden), treatment, or labeling. Based on our pooled analyses of the SCOFF for detecting any eating disorder among adults 10 studies (4,348 participants), the expected rate of false-positives tests would be 20 percent (**Table 2**). Other harms of screening are likely to be minimal because screening is noninvasive.

Diagnostic Test Accuracy

Screening tools are available for clinical practice that may reasonably identify adults with eating disorders. Of 18 included studies reporting on the accuracy of screening questionnaires, most reported on the SCOFF (k=10) and assessed the accuracy to identify adults with any eating disorder. Most others were assessed by only one study each, limiting our ability to make stronger conclusions about the accuracy of screening tests.

Some studies of screening test accuracy were limited by unclear applicability to populations presenting for routine primary care. For example, the one study assessing the accuracy of a screening questionnaire among adolescents enrolled participants from a pediatric obesity clinic, which is likely to have a higher prevalence of binge eating. Overall, the estimates of SCOFF screening test accuracy were derived from populations with a current prevalence of eating disorders of approximately 4 to 46 percent based on the reference standard.

Benefits of Interventions for Screen-Detected or Recently Diagnosed Eating Disorders

Forty-one RCTs evaluated benefits of interventions to improve eating disorder symptoms, most limited to adult women with BED and BN. Included interventions were heterogenous. Both lisdexamfetamine and topiramate were effective in reducing eating disorder severity measured by the YBOCS-BE but were also associated with various adverse effects. Studies reported outcomes over a relatively short duration (8 to 12 weeks). Few studies of SSRIs reported an eligible health outcome specific to eating disorder symptoms, however, results of 5 studies

enrolling populations with BED found consistent improvement in depression symptoms associated with various SSRIs based on mean score changes. Although studies did not enroll participants based on depression status, rates of lifetime depression among participants with BED ranged from 37 to 77 percent in four studies that reported on mental health comorbidity. Population cohort studies in the United States indicate high rates of mental health comorbidity among populations with BED. In the 2001–2003 National Comorbidity Replication cohort study (n=9,282), 32 percent of U.S. adults with BED reported a history of major depression and 65 percent reported a history of any anxiety disorder.¹⁰⁹ Results for other medications were mixed; studies included heterogeneous populations and measured different outcomes. Twenty-three trials assessed a psychological intervention. Guided self-help and unguided self-help BED improved eating disorder symptom severity and depressive symptoms; results for guided self-help were generally more precise and larger in magnitude than pooled estimates for unguided self-help. Group therapy for BED (7 trials; 253 participants) was also more effective for improving depression than inactive control. Only three trials of individual therapy met our inclusion criteria. These trials differed in type of therapy and measured various outcomes, limiting our ability to make stronger conclusions about the benefit of individual therapy compared with inactive control for populations meeting our inclusion criteria (i.e., not previously treated, no obvious signs or symptoms of eating disorders). No studies of psychological interventions reported on potential harms of interventions, including whether some participants experienced increased anxiety or distress as a result of the intervention; however, harms associated with these interventions are likely to be minimal. Despite benefits of these interventions, generalizability to populations detected by routine screening in primary care is limited.

Limitations

The limitations of the included studies are discussed above in Results and Summary of Evidence. Here we focus on limitations of this review. We excluded studies limited to persons with signs and symptoms of eating disorders, including populations who are underweight (defined by BMI or other criteria). We also excluded head-to-head comparisons of different interventions because the scope was designed to provide evidence on benefits of treatments compared with no treatment rather than assess the comparative effectiveness of interventions. For these reasons, no included studies focused on populations with AN met our eligibility criteria. Second, for studies related to benefits of screening and interventions for screen-detected populations, we limited the review to study designs that included a control group and those that reported on health outcomes. Intermediate outcomes, including mean changes in the frequency of binge-eating episodes over relatively short durations may not indicate that people identified by routine screening have better long-term health outcomes than those who are identified and referred for treatment in the context of routine primary care. Finally, we excluded studies assessing primary prevention strategies to reduce eating disorders (e.g., among groups considered “at risk” but who do not meet threshold or subthreshold eating disorder condition definitions), many of which are targeted to school or university settings. Our aim was to limit the review to interventions for individuals with eating disorders (or subthreshold conditions) that are appropriate to deliver in primary care settings or refer to from primary care.

Future Research Needs

Trials directly assessing the benefit of screening compared with no screening that focus on health outcomes and enroll asymptomatic or unselected populations from general primary care are needed, as are studies on potential harms of screening such as labeling, harms from false-positive results, burden, and inconvenience. Such studies could also address the acceptability of screening and provide insight on the prevalence of various eating disorders among primary care populations, in addition to clarifying whether routine screening (followed by appropriate referral and treatment) leads to improved health outcomes compared with identification and treatment in the context of usual care. Included trials of eating disorder treatment enrolled treatment-seeking populations, primarily via advertisements. Trials of treatment focused on both adolescent and adult populations that are applicable to U.S. populations would inform future recommendations on the benefit of screening, for example, populations recruited from primary care using brief screening questionnaires. Most included studies of treatment enrolled participants via advertisements and focused on specific eating disorders (primarily BN and BED); the applicability of results to populations that are not seeking care for eating disorder symptoms or who may have a new onset or less severe eating disorder is uncertain.

Accuracy studies enrolling asymptomatic or unselected populations from primary care settings that use consistent definitions of and reference standards to define eating disorder conditions would improve certainty about the accuracy of primary care–relevant screening tests. There is a need for studies assessing screening accuracy among adolescents, given that adolescence is a known time of risk for eating disorder onset. Few included studies enrolled adolescents, and the extent to which screening tools developed for adults are appropriate for adolescents is not clear. Similarly, studies of screening test accuracy that enroll a more diverse population with respect to race, ethnicity, gender, and sexual identity are needed. The majority of included studies enrolled mostly white and cisgendered female samples, and results may not be applicable to a more diverse population.

The evidence from the current report highlights several important research needs. First, studies directly focusing on health outcomes among screen-detected populations in a general primary care population are needed to better understand the potential benefits and harms of screening. Such studies could also address the potential feasibility and acceptability of screening and provide a better sense of the prevalence of eating disorders in primary care. Existing literature indicates that prognosis is improved when individuals receive diagnosis and treatment early, so future primary care screening studies could inform if, when, and how a primary care clinician can be involved in eating disorder management.

Conclusion

No studies directly assessed the benefits and harms of screening. Screening questionnaires available for use in primary care have adequate accuracy for detecting eating disorders among adults; the most commonly studied screening questionnaire is the SCOFF. The accuracy of screening questionnaires for detecting eating disorders among adolescents is unclear. No treatment studies were found that enrolled participants who were screen detected in primary care.

Self-help interventions and group therapy are effective for reducing eating disorder symptom severity and depressive symptoms among referred populations. Lisdexamfetamine and topiramate are effective in reducing eating disorder symptom severity but are also associated with adverse effects.

References

1. American Psychiatric Association, D. S. M. Task Force. Diagnostic and statistical manual of mental disorders : DSM-5. Arlington, VA: American Psychiatric Association; 2013.
2. Udo T, Grilo CM. Prevalence and correlates of DSM-5-Defined Eating Disorders in a nationally representative sample of U.S. adults. *Biol Psychiatry*. 2018 Sep 1;84(5):345-54. doi: 10.1016/j.biopsych.2018.03.014. PMID: 29859631.
3. Hudson JI, Hiripi E, Pope HG, Jr., et al. The prevalence and correlates of eating disorders in the National Comorbidity Survey Replication. *Biol Psychiatry*. 2007 Feb 1;61(3):348-58. doi: 10.1016/j.biopsych.2006.03.040. PMID: 16815322.
4. Kessler RC, Avenevoli S, Costello EJ, et al. Design and field procedures in the US National Comorbidity Survey Replication Adolescent Supplement (NCS-A). *Int J Methods Psychiatr Res*. 2009 Jun;18(2):69-83. doi: 10.1002/mpr.279. PMID: 19507169.
5. Marques L, Alegria M, Becker AE, et al. Comparative prevalence, correlates of impairment, and service utilization for eating disorders across US ethnic groups: implications for reducing ethnic disparities in health care access for eating disorders. *Int J Eat Disord*. 2011 Jul;44(5):412-20. doi: 10.1002/eat.20787. PMID: 20665700.
6. Connolly MD, Zervos MJ, Barone CJ, 2nd, et al. The Mental Health of Transgender Youth: Advances in Understanding. *J Adolesc Health*. 2016 Nov;59(5):489-95. doi: 10.1016/j.jadohealth.2016.06.012. PMID: 27544457.
7. Diemer EW, Grant JD, Munn-Chernoff MA, et al. Gender identity, sexual orientation, and eating-related pathology in a national sample of college students. *J Adolesc Health*. 2015;57(2):144-9. doi: 10.1016/j.jadohealth.2015.03.003.
8. Forney KJ, Buchman-Schmitt JM, Keel PK, et al. The medical complications associated with purging. *Int J Eat Disord*. 2016 Mar;49(3):249-59. doi: 10.1002/eat.22504. PMID: 26876429.
9. Kessler RC, Berglund PA, Chiu WT, et al. The prevalence and correlates of binge eating disorder in the World Health Organization World Mental Health Surveys. *Biol Psychiatry*. 2013 May 1;73(9):904-14. doi: 10.1016/j.biopsych.2012.11.020. PMID: 23290497.
10. Faje AT, Fazeli PK, Miller KK, et al. Fracture risk and areal bone mineral density in adolescent females with anorexia nervosa. *Int J Eat Disord*. 2014;47(5):458-66. doi: 10.1002/eat.22248. PMID: 2014-24189-001.
11. Miller KK, Grinspoon SK, Ciampa J, et al. Medical findings in outpatients with anorexia nervosa. *Arch Intern Med*. 2005;165(5):561-6. doi: 10.1001/archinte.165.5.561.
12. Chesney E, Goodwin GM, Fazel S. Risks of all-cause and suicide mortality in mental disorders: a meta-review. *World Psychiatry*. 2014;13(2):153-60. doi: 10.1002/wps.20128. PMID: 24890068.
13. Arcelus J, Mitchell AJ, Wales J, et al. Mortality rates in patients with anorexia nervosa and other eating disorders. A meta-analysis of 36 studies. *Arch Gen Psychiatry*. 2011 Jul;68(7):724-31. doi: 10.1001/archgenpsychiatry.2011.74. PMID: 21727255.
14. Udo T, Grilo CM. Psychiatric and medical correlates of DSM-5 eating disorders in a nationally representative sample of adults in the United States. *Int J Eat Disord*. 2019 Jan;52(1):42-50. doi: 10.1002/eat.23004. PMID: 30756422.

15. Zakzanis KK, Campbell Z, Polsinelli A. Quantitative evidence for distinct cognitive impairment in anorexia nervosa and bulimia nervosa. *J Neuropsychol*. 2010 Mar;4(Pt 1):89-106. doi: 10.1348/174866409x459674. PMID: 19619407.
16. Grau A, Magallón-Neri E, Faus G, et al. Cognitive impairment in eating disorder patients of short and long-term duration: a case-control study. *Neuropsychiatr Dis Treat*. 2019;15:1329-41. doi: 10.2147/NDT.S199927. PMID: 31190837.
17. Treasure J, Duarte TA, Schmidt U. Eating disorders. *Lancet*. 2020 Mar 14;395(10227):899-911. doi: 10.1016/s0140-6736(20)30059-3. PMID: 32171414.
18. Schaumberg K, Welch E, Breithaupt L, et al. The science behind the academy for eating disorders' nine truths about eating disorders. *Eur Eat Disord Rev*. 2017 Nov;25(6):432-50. doi: 10.1002/erv.2553. PMID: 28967161.
19. Kaye WH, Bulik CM, Plotnicov K, et al. The genetics of anorexia nervosa collaborative study: methods and sample description. *Int J Eat Disord*. 2008;41(4):289-300. doi: 10.1002/eat.20509. PMID: 2008-05314-001.
20. Bakalar JL, Shank LM, Vannucci A, et al. Recent advances in developmental and risk factor research on eating disorders. *Curr Psychiatry Rep*. 2015 Jun;17(6):42. doi: 10.1007/s11920-015-0585-x. PMID: 25894358.
21. Watson HJ, Yilmaz Z, Thornton LM, et al. Genome-wide association study identifies eight risk loci and implicates metabo-psychiatric origins for anorexia nervosa. *Nat Genet*. 2019;51(8):1207-14. doi: 10.1038/s41588-019-0439-2. PMID: 31308545.
22. Mitchell KS, Mazzeo SE, Schlesinger MR, et al. Comorbidity of partial and subthreshold ptsd among men and women with eating disorders in the national comorbidity survey-replication study. *Int J Eat Disord*. 2012 Apr;45(3):307-15. doi: 10.1002/eat.20965. PMID: 22009722.
23. Hazzard VM, Loth KA, Hooper L, et al. Food insecurity and eating disorders: a review of emerging evidence. *Curr Psychiatry Rep*. 2020 Oct 30;22(12):74. doi: 10.1007/s11920-020-01200-0. PMID: 33125614.
24. Jones BA, Haycraft E, Murjan S, et al. Body dissatisfaction and disordered eating in trans people: a systematic review of the literature. *Int Rev Psychiatry*. 2016;28(1):81-94. doi: 10.3109/09540261.2015.1089217. PMID: 26618239.
25. Calzo JP, Blashill AJ, Brown TA, et al. Eating disorders and disordered weight and shape control behaviors in sexual minority populations. *Curr Psychiatry Rep*. 2017;19(8):49-. doi: 10.1007/s11920-017-0801-y. PMID: 28660475.
26. Sundgot-Borgen J, Torstveit MK. Prevalence of eating disorders in elite athletes is higher than in the general population. *Clin J Sport Med*. 2004 Jan;14(1):25-32. doi: 10.1097/00042752-200401000-00005. PMID: 14712163.
27. Eddy KT, Dorer DJ, Franko DL, et al. Diagnostic crossover in anorexia nervosa and bulimia nervosa: implications for DSM-V. *Am J Psychiatry*. 2008 Feb;165(2):245-50. doi: 10.1176/appi.ajp.2007.07060951. PMID: 18198267.
28. Ali K, Farrer L, Fassnacht DB, et al. Perceived barriers and facilitators towards help-seeking for eating disorders: a systematic review. *Int J Eat Disord*. 2017 Jan;50(1):9-21. doi: 10.1002/eat.22598. PMID: 27526643.
29. Cotton M-A, Ball C, Robinson P. Four simple questions can help screen for eating disorders. *J Gen Intern Med*. 2003;18(1):53-6. doi: 10.1046/j.1525-1497.2003.20374.x. PMID: 2003-04278-007.

30. Maguen S, Hebenstreit C, Li Y, et al. Screen for disordered eating: improving the accuracy of eating disorder screening in primary care. *Gen Hosp Psychiatry*. 2018 Jan-Feb;50:20-5. doi: 10.1016/j.genhosppsy.2017.09.004. PMID: 28987918.
31. Morgan JF, Reid F, Lacey JH. The SCOFF questionnaire: assessment of a new screening tool for eating disorders. *BMJ*. 1999 Dec 4;319(7223):1467-8. doi: 10.1136/bmj.319.7223.1467. PMID: 10582927.
32. National Institute for Health Care Excellence. Eating disorders: recognition and treatment: NICE; 2017.
33. Academy for Eating Disorders' Medical Care Standards Committee. Eating disorders: a guide to medical care: AED; 2016.
34. Yager J, Devlin MJ, Halmi KA, et al. Guideline watch (August 2012): practice guideline for the treatment of patients with eating disorders. *Focus (Madison)*. 2014;12(4):416-31.
35. American Psychiatric Association. Treating eating disorders: a quick reference guide. American Psychiatric Association practice guidelines for the treatment of psychiatric disorders: compendium 2006. Arlington, VA: American Psychiatric Association; 2006.
36. Yager J, Andersen A, Devlin M, et al. Practice guideline for the treatment of patients with eating disorders: American Psychiatric Association; 2002.
37. Berkman ND, Brownley KA, Peat CM, et al. Management and outcomes of binge-eating disorder. 2015.
38. Berkman ND, Bulik CM, Brownley KA, et al. Management of eating disorders. *Evid Rep Technol Assess (Full Rep)*. 2006 Apr(135):1-166. PMID: 17628126.
39. Lock J, La Via MC. Practice parameter for the assessment and treatment of children and adolescents with eating disorders. *J Am Acad Child Adolesc Psychiatry*. 2015;54(5):412-25.
40. Rosen DS. Clinical report—identification and management of eating disorders in children and adolescents. *Pediatrics*. 2010.
41. ACOG Committee Opinion No. 740: gynecologic care for adolescents and young women with eating disorders. *Obstet Gynecol*. 2018 Jun;131(6):e205-e13. doi: 10.1097/aog.0000000000002652. PMID: 29794682.
42. Hornberger LL, Lane MA. Identification and management of eating disorders in children and adolescents. *Pediatrics*. 2020:e2020040279. doi: 10.1542/peds.2020-040279.
43. United Nations Development Programme. Human development index. New York City, NY: United Nations Development Programme; 2016.
<http://hdr.undp.org/en/composite/HDI>. Accessed August 20, 2018.
44. Veritas Health Innovation. Covidence systematic review software. Melbourne, Australia: Level 10; n.d. <https://www.covidence.org/>. Accessed December 17, 2019.
45. Sterne JAC, Savovic J, Page MJ, et al. RoB 2: a revised tool for assessing risk of bias in randomised trials. *BMJ*. 2019 Aug 28;366:l4898. doi: 10.1136/bmj.l4898. PMID: 31462531.
46. Whiting PF, Rutjes AW, Westwood ME, et al. QUADAS-2: a revised tool for the quality assessment of diagnostic accuracy studies. *Ann Intern Med*. 2011 Oct 18;155(8):529-36. doi: 10.7326/0003-4819-155-8-201110180-00009. PMID: 22007046.
47. U.S. Preventive Services Task Force. U.S. Preventive Services Task Force procedure manual. Rockville, MD: U.S. Preventive Services Task Force; 2015.
<https://www.uspreventiveservicestaskforce.org/Page/Name/procedure-manual>. Accessed December 17, 2019.

48. West SL, Gartlehner G, Mansfield AJ, et al. Comparative effectiveness review methods: clinical heterogeneity. Report No.: 10-EHC070-EF. Rockville, MD: Agency for Healthcare Research and Quality; 2010. PMID: 21433337.
49. StataCorp. Stata statistical software: release 16.0. College Station, TX: StataCorp LP; 2019.
50. Hill LS, Reid F, Morgan JF, et al. SCOFF, the development of an eating disorder screening questionnaire. *Int J Eat Disord*. 2010 May;43(4):344-51. doi: 10.1002/eat.20679. PMID: 19343793.
51. Wan Wahida WMZ, Lai PSM, Abdul Hadi H. Validity and reliability of the english version of the sick, control, one stone, fat, food (SCOFF) in Malaysia. *Clin Nutr ESPEN*. 2017 Apr;18:55-8. doi: 10.1016/j.clnesp.2017.02.001. PMID: 29132739.
52. Graham AK, Trockel M, Weisman H, et al. A screening tool for detecting eating disorder risk and diagnostic symptoms among college-age women. *J Am Coll Health*. 2019 May-Jun;67(4):357-66. doi: 10.1080/07448481.2018.1483936. PMID: 29979922.
53. Siervo M, Boschi V, Papa A, et al. Application of the SCOFF, Eating Attitude Test 26 (EAT 26) and Eating Inventory (TFEQ) Questionnaires in young women seeking diet-therapy. *Eat Weight Disord*. 2005 Jun;10(2):76-82. doi: 10.1007/bf03327528. PMID: 16114220.
54. Garcia FD, Grigioni S, Chelali S, et al. Validation of the French version of SCOFF questionnaire for screening of eating disorders among adults. *World J Biol Psychiatry*. 2010 Oct;11(7):888-93. doi: 10.3109/15622975.2010.483251. PMID: 20509759.
55. Luck AJ, Morgan JF, Reid F, et al. The SCOFF questionnaire and clinical interview for eating disorders in general practice: comparative study. *BMJ*. 2002 Oct 5;325(7367):755-6. doi: 10.1136/bmj.325.7367.755. PMID: 12364305.
56. Rosenvinge JH, Perry JA, Bjørgum L, et al. A new instrument measuring disturbed eating patterns in community populations: development and initial validation of a five-item scale (EDS-5). *Eur Eat Disord Rev*. 2001;9(2):123-32. doi: 10.1002/erv.371. PMID: 2001-17053-004.
57. Liu CY, Tseng MC, Chen KY, et al. Sex difference in using the SCOFF questionnaire to identify eating disorder patients at a psychiatric outpatient clinic. *Compr Psychiatry*. 2015 Feb;57:160-6. doi: 10.1016/j.comppsy.2014.11.014. PMID: 25542817.
58. Parker SC, Lyons J, Bonner J. Eating disorders in graduate students: exploring the SCOFF questionnaire as a simple screening tool. *J Am Coll Health*. 2005 Sep-Oct;54(2):103-7. doi: 10.3200/jach.54.2.103-107. PMID: 16255322.
59. Chamay-Weber C, Combescure C, Lanza L, et al. Screening obese adolescents for binge eating disorder in primary care: the Adolescent Binge Eating Scale. *J Pediatr*. 2017 Jun;185:68-72.e1. doi: 10.1016/j.jpeds.2017.02.038. PMID: 28285753.
60. Striegel-Moore RH, Perrin N, DeBar L, et al. Screening for binge eating disorders using the patient health questionnaire in a community sample. *Int J Eat Disord*. 2010 May;43(4):337-43. doi: 10.1002/eat.20694. PMID: 19424976.
61. Ricca V, Mannucci E, Moretti S, et al. Screening for binge eating disorder in obese outpatients. *Compr Psychiatry*. 2000 Mar-Apr;41(2):111-5. doi: 10.1016/s0010-440x(00)90143-3. PMID: 10741889.
62. Dorflinger LM, Ruser CB, Masheb RM. A brief screening measure for binge eating in primary care. *Eat Behav*. 2017 Aug;26:163-6. doi: 10.1016/j.eatbeh.2017.03.009. PMID: 28402901.

63. Muro-Sans P, Amador-Campos JA, Morgan JF. The SCOFF-c: psychometric properties of the Catalan version in a Spanish adolescent sample. *J Psychosom Res.* 2008 Jan;64(1):81-6. doi: 10.1016/j.jpsychores.2007.06.011. PMID: 18158003.
64. Mond JM, Myers TC, Crosby RD, et al. Screening for eating disorders in primary care: EDE-Q versus SCOFF. *Behav Res Ther.* 2008 May;46(5):612-22. doi: 10.1016/j.brat.2008.02.003. PMID: 18359005.
65. Lähteenmäki S, Aalto-Setälä T, Suokas JT, et al. Validation of the Finnish version of the SCOFF questionnaire among young adults aged 20 to 35 years. *BMC Psychiatry.* 2009 Feb 8;9:5. doi: 10.1186/1471-244x-9-5. PMID: 19200401.
66. Guerdjikova AI, Mori N, Blom TJ, et al. Lisdexamfetamine dimesylate in binge eating disorder: a placebo controlled trial. *Hum Psychopharmacol.* 2016 Sep;31(5):382-91. doi: 10.1002/hup.2547. PMID: 27650406.
67. McElroy SL, Mitchell JE, Wilfley D, et al. Lisdexamfetamine dimesylate effects on binge eating behaviour and obsessive-compulsive and impulsive features in adults with binge eating disorder. *Eur Eat Disord Rev.* 2016 May;24(3):223-31. doi: 10.1002/erv.2418. PMID: 26621156.
68. McElroy SL, Hudson J, Ferreira-Cornwell MC, et al. Lisdexamfetamine dimesylate for adults with moderate to severe binge eating disorder: results of two pivotal phase 3 randomized controlled trials. *Neuropsychopharmacology.* 2016 Apr;41(5):1251-60. doi: 10.1038/npp.2015.275. PMID: 26346638.
69. White MA, Grilo CM. Bupropion for overweight women with binge-eating disorder: a randomized, double-blind, placebo-controlled trial. *J Clin Psychiatry.* 2013 Apr;74(4):400-6. doi: 10.4088/JCP.12m08071. PMID: 23656848.
70. McElroy SL, Hudson JI, Mitchell JE, et al. Efficacy and safety of lisdexamfetamine for treatment of adults with moderate to severe binge-eating disorder: a randomized clinical trial. *JAMA Psychiatry.* 2015 Mar;72(3):235-46. doi: 10.1001/jamapsychiatry.2014.2162. PMID: 25587645.
71. Arnold LM, McElroy SL, Hudson JI, et al. A placebo-controlled, randomized trial of fluoxetine in the treatment of binge-eating disorder. *J Clin Psychiatry.* 2002 Nov;63(11):1028-33. doi: 10.4088/jcp.v63n1113. PMID: 12444817.
72. Guerdjikova AI, McElroy SL, Winstanley EL, et al. Duloxetine in the treatment of binge eating disorder with depressive disorders: a placebo-controlled trial. *Int J Eat Disord.* 2012 Mar;45(2):281-9. doi: 10.1002/eat.20946. PMID: 21744377.
73. McElroy SL, Casuto LS, Nelson EB, et al. Placebo-controlled trial of sertraline in the treatment of binge eating disorder. *Am J Psychiatry.* 2000 Jun;157(6):1004-6. doi: 10.1176/appi.ajp.157.6.1004. PMID: 10831483.
74. Walsh BT, Hadigan CM, Devlin MJ, et al. Long-term outcome of antidepressant treatment for bulimia nervosa. *Am J Psychiatry.* 1991 Sep;148(9):1206-12. doi: 10.1176/ajp.148.9.1206. PMID: 1882999.
75. Pearlstein T, Spurrell E, Hohlstein LA, et al. A double-blind, placebo-controlled trial of fluvoxamine in binge eating disorder: a high placebo response. *Arch Womens Ment Health.* 2003 Apr;6(2):147-51. doi: 10.1007/s00737-003-0172-8. PMID: 12720065.
76. Fluoxetine Bulimia Nervosa Collaborative Study Group. Fluoxetine in the treatment of bulimia nervosa. A multicenter, placebo-controlled, double-blind trial. *Arch Gen Psychiatry.* 1992 Feb;49(2):139-47. PMID: 1550466.

77. McElroy SL, Hudson JI, Capece JA, et al. Topiramate for the treatment of binge eating disorder associated with obesity: a placebo-controlled study. *Biol Psychiatry*. 2007 May 1;61(9):1039-48. doi: 10.1016/j.biopsych.2006.08.008. PMID: 17258690.
78. Laederach-Hofmann K, Graf C, Horber F, et al. Imipramine and diet counseling with psychological support in the treatment of obese binge eaters: a randomized, placebo-controlled double-blind study. *Int J Eat Disord*. 1999 Nov;26(3):231-44. doi: 10.1002/(sici)1098-108x(199911)26:3<231::aid-eat1>3.0.co;2-6. PMID: 10441239.
79. Guerdjikova AI, McElroy SL, Kotwal R, et al. High-dose escitalopram in the treatment of binge-eating disorder with obesity: a placebo-controlled monotherapy trial. *Hum Psychopharmacol*. 2008 Jan;23(1):1-11. doi: 10.1002/hup.899. PMID: 18058852.
80. Sheehan DV, Gasior M, McElroy SL, et al. Effects of lisdexamfetamine dimesylate on functional impairment measured on the sheehan disability scale in adults with moderate-to-severe binge eating disorder: results from two randomized, placebo-controlled trials. *Innov Clin Neurosci*. 2018;15(5-6):22-9. PMID: CN-01617953.
81. McElroy SL, Arnold LM, Shapira NA, et al. Topiramate in the treatment of binge eating disorder associated with obesity: a randomized, placebo-controlled trial. *Am J Psychiatry*. 2003;160(2):255-61. doi: 10.1176/appi.ajp.160.2.255. PMID: CN-00413019.
82. Kaneva R, Rissanen A, Sarna S. Fluoxetine in the treatment of anxiety, depressive symptoms, and eating-related symptoms in bulimia nervosa. *Nordic Journal of Psychiatry*. 1995;49(4):237-42. doi: 10.3109/08039489509011912. PMID: 1996-20791-001.
83. Grilo CM, Masheb RM, Wilson GT. Efficacy of cognitive behavioral therapy and fluoxetine for the treatment of binge eating disorder: a randomized double-blind placebo-controlled comparison. *Biol Psychiatry*. 2005 Feb 1;57(3):301-9. doi: 10.1016/j.biopsych.2004.11.002. PMID: 15691532.
84. Mitchell JE, Fletcher L, Hanson K, et al. The relative efficacy of fluoxetine and manual-based self-help in the treatment of outpatients with bulimia nervosa. *J Clin Psychopharmacol*. 2001 Jun;21(3):298-304. doi: 10.1097/00004714-200106000-00008. PMID: 11386493.
85. Deal LS, Wirth RJ, Gasior M, et al. Validation of the Yale-Brown Obsessive Compulsive Scale modified for binge eating. *Int J Eat Disord*. 2015 Nov;48(7):994-1004. doi: 10.1002/eat.22407. PMID: 26032442.
86. Wade S, Byrne S, Allen K. Enhanced cognitive behavioral therapy for eating disorders adapted for a group setting. *Int J Eat Disord*. 2017 Aug;50(8):863-72. doi: 10.1002/eat.22723. PMID: 28489288.
87. Wagner B, Nagl M, Dölemeyer R, et al. Randomized controlled trial of an internet-based cognitive-behavioral treatment program for binge-eating disorder. *Behav Ther*. 2016 Jul;47(4):500-14. doi: 10.1016/j.beth.2016.01.006. PMID: 27423166.
88. Sánchez-Ortiz VC, Munro C, Stahl D, et al. A randomized controlled trial of internet-based cognitive-behavioural therapy for bulimia nervosa or related disorders in a student population. *Psychol Med*. 2011 Feb;41(2):407-17. doi: 10.1017/s0033291710000711. PMID: 20406523.
89. Kelly AC, Carter JC. Self-compassion training for binge eating disorder: a pilot randomized controlled trial. *Psychol Psychother*. 2015 Sep;88(3):285-303. doi: 10.1111/papt.12044. PMID: 25330466.

90. Grilo CM, White MA, Gueorguieva R, et al. Self-help for binge eating disorder in primary care: a randomized controlled trial with ethnically and racially diverse obese patients. *Behav Res Ther.* 2013 Dec;51(12):855-61. doi: 10.1016/j.brat.2013.10.002. PMID: 24189569.
91. Ljotsson B, Lundin C, Mitsell K, et al. Remote treatment of bulimia nervosa and binge eating disorder: a randomized trial of Internet-assisted cognitive behavioural therapy. *Behav Res Ther.* 2007 Apr;45(4):649-61. doi: 10.1016/j.brat.2006.06.010. PMID: 16899213.
92. Fairburn CG, Cooper Z, Doll HA, et al. Transdiagnostic cognitive-behavioral therapy for patients with eating disorders: a two-site trial with 60-week follow-up. *Am J Psychiatry.* 2009 Mar;166(3):311-9. doi: 10.1176/appi.ajp.2008.08040608. PMID: 19074978.
93. Carter JC, Kenny TE, Singleton C, et al. Dialectical behavior therapy self-help for binge-eating disorder: a randomized controlled study. *Int J Eat Disord.* 2020 Mar;53(3):451-60. doi: 10.1002/eat.23208. PMID: 31821592.
94. Hill DM, Craighead LW, Safer DL. Appetite-focused dialectical behavior therapy for the treatment of binge eating with purging: a preliminary trial. *Int J Eat Disord.* 2011 Apr;44(3):249-61. doi: 10.1002/eat.20812. PMID: 20196109.
95. Grilo CM, Masheb RM, White MA, et al. Treatment of binge eating disorder in racially and ethnically diverse obese patients in primary care: randomized placebo-controlled clinical trial of self-help and medication. *Behav Res Ther.* 2014;58:1-9. doi: 10.1016/j.brat.2014.04.002. PMID: 2014-27567-002.
96. Alfonsso S, Parling T, Ghaderi A. Group behavioral activation for patients with severe obesity and binge eating disorder: a randomized controlled trial. *Behav Modif.* 2015;39(2):270-94. doi: 10.1177/0145445514553093. PMID: 2015-07848-002.
97. Carter JC, Olmsted MP, Kaplan AS, et al. Self-help for bulimia nervosa: a randomized controlled trial. *Am J Psychiatry.* 2003;160(5):973-8. doi: 10.1176/appi.ajp.160.5.973. PMID: 2003-03852-025.
98. Green MA, Kroska A, Herrick A, et al. A preliminary trial of an online dissonance-based eating disorder intervention. *Eat Behav.* 2018;31:88-98. doi: 10.1016/j.eatbeh.2018.08.007. PMID: 2018-56763-016.
99. Schag K, Rennhak SK, Leehr EJ, et al. IMPULS: impulsivity-focused group intervention to reduce binge eating episodes in patients with binge eating disorder - a randomised controlled trial. *Psychother Psychosom.* 2019;88(3):141-53. doi: 10.1159/000499696. PMID: 31108488.
100. Schmidt U, Andiappan M, Grover M, et al. Randomised controlled trial of CD-ROM-based cognitive-behavioural self-care for bulimia nervosa. *Br J Psychiatry.* 2008 Dec;193(6):493-500. doi: 10.1192/bjp.bp.107.046607. PMID: 19043154.
101. Wilfley DE, Agras WS, Telch CF, et al. Group cognitive-behavioral therapy and group interpersonal psychotherapy for the nonpurging bulimic individual: a controlled comparison. *J Consult Clin Psychol.* 1993 Apr;61(2):296-305. doi: 10.1037//0022-006x.61.2.296. PMID: 8473584.
102. Schlup B, Munsch S, Meyer AH, et al. The efficacy of a short version of a cognitive-behavioral treatment followed by booster sessions for binge eating disorder. *Behav Res Ther.* 2009 Jul;47(7):628-35. doi: 10.1016/j.brat.2009.04.003. PMID: 19446793.

103. Telch CF, Agras WS, Rossiter EM, et al. Group cognitive-behavioral treatment for the nonpurging bulimic: an initial evaluation. *J Consult Clin Psychol*. 1990 Oct;58(5):629-35. doi: 10.1037//0022-006x.58.5.629. PMID: 2254511.
104. Masson PC, von Ranson KM, Wallace LM, et al. A randomized wait-list controlled pilot study of dialectical behaviour therapy guided self-help for binge eating disorder. *Behav Res Ther*. 2013 Nov;51(11):723-8. doi: 10.1016/j.brat.2013.08.001. PMID: 24029304.
105. Cachelin FM, Gil-Rivas V, Palmer B, et al. Randomized controlled trial of a culturally-adapted program for Latinas with binge eating. *Psychol Serv*. 2019;16(3):504-12. doi: 10.1037/ser0000182. PMID: 2018-14470-001.
106. Laessle RG, Waadt S, Pirke KM. A structured behaviorally oriented group treatment for bulimia nervosa. *Psychother Psychosom*. 1987;48(1-4):141-5. doi: 10.1159/000288044. PMID: 3505706.
107. DeBar LL, Wilson GT, Yarborough BJ, et al. Cognitive behavioral treatment for recurrent binge eating in adolescent girls: A pilot trial. *Cogn Behav Pract*. 2013;20(2):147-61. doi: 10.1016/j.cbpra.2012.04.001. PMID: 2012-15354-001.
108. Palmer RL, Birchall H, McGrain L, et al. Self-help for bulimic disorders: a randomised controlled trial comparing minimal guidance with face-to-face or telephone guidance. *Br J Psychiatry*. 2002 Sep;181:230-5. doi: 10.1192/bjp.181.3.230. PMID: 12204928.
109. Kessler RC, Berglund P, Demler O, et al. Lifetime prevalence and age-of-onset distributions of DSM-IV disorders in the National Comorbidity Survey Replication. *Arch Gen Psychiatry*. 2005 Jun;62(6):593-602. doi: 10.1001/archpsyc.62.6.593. PMID: 15939837.

Figure 1. Analytic Framework

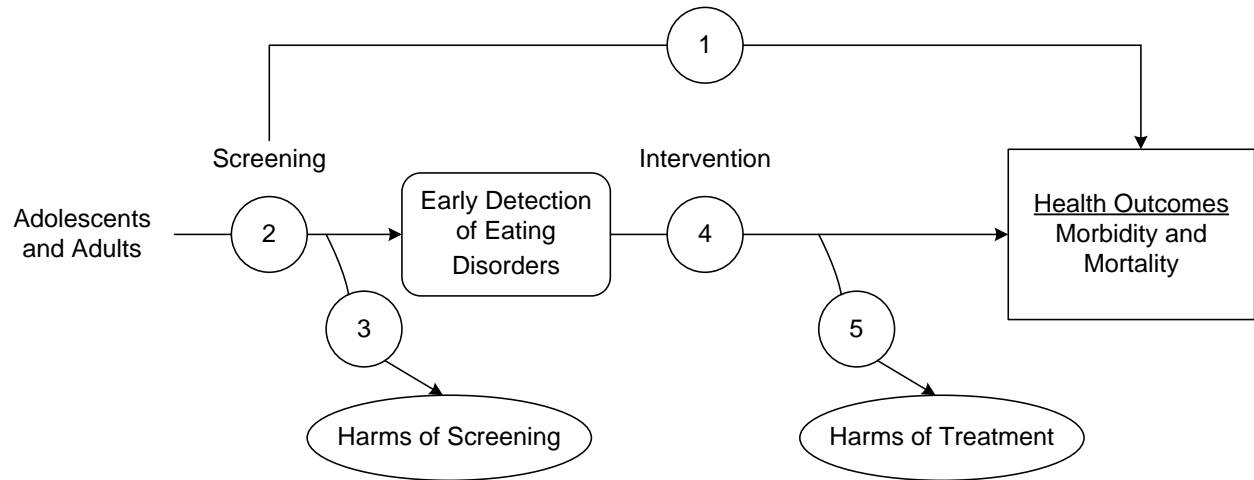


Figure 2. Summary of Evidence Search and Selection

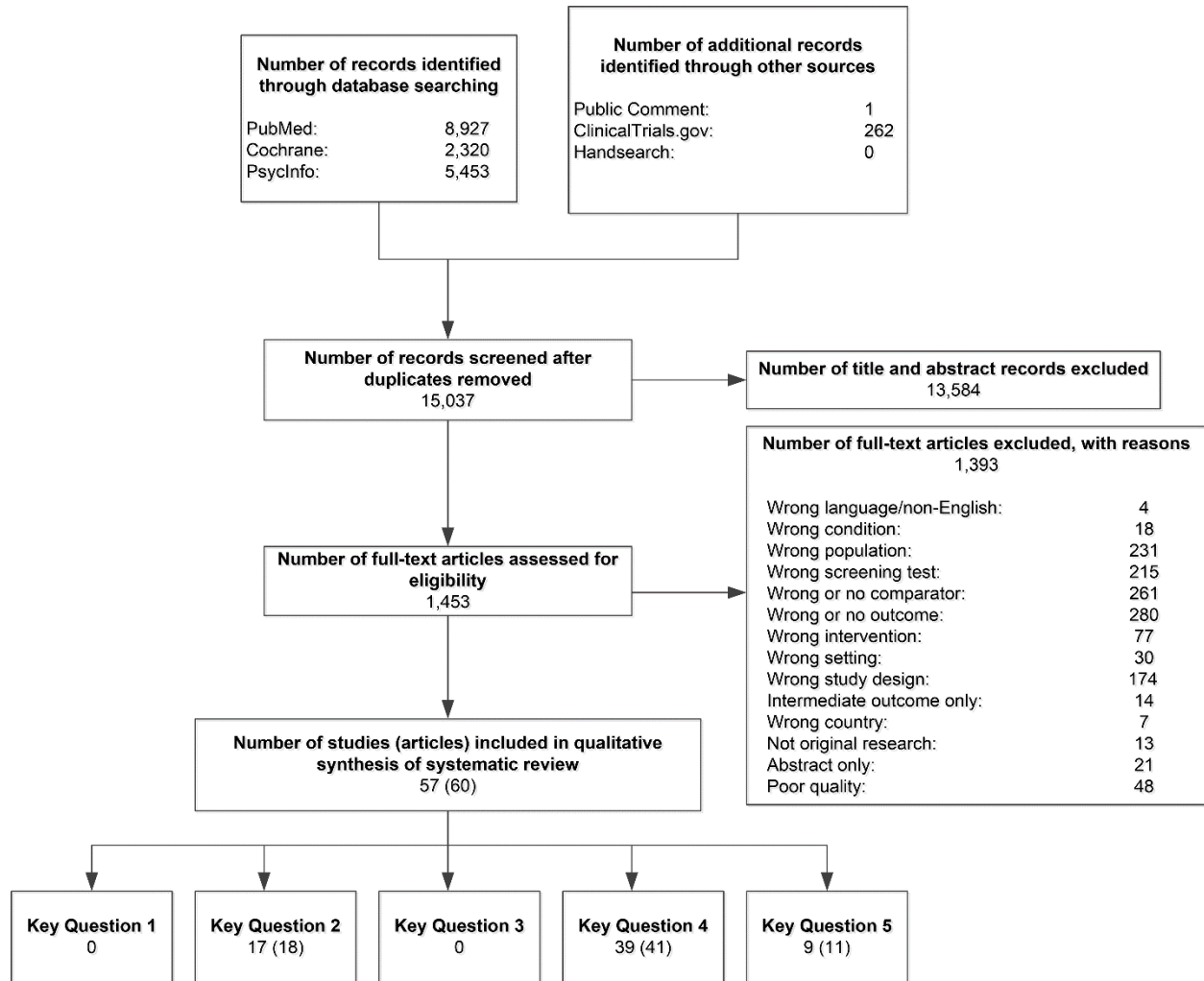
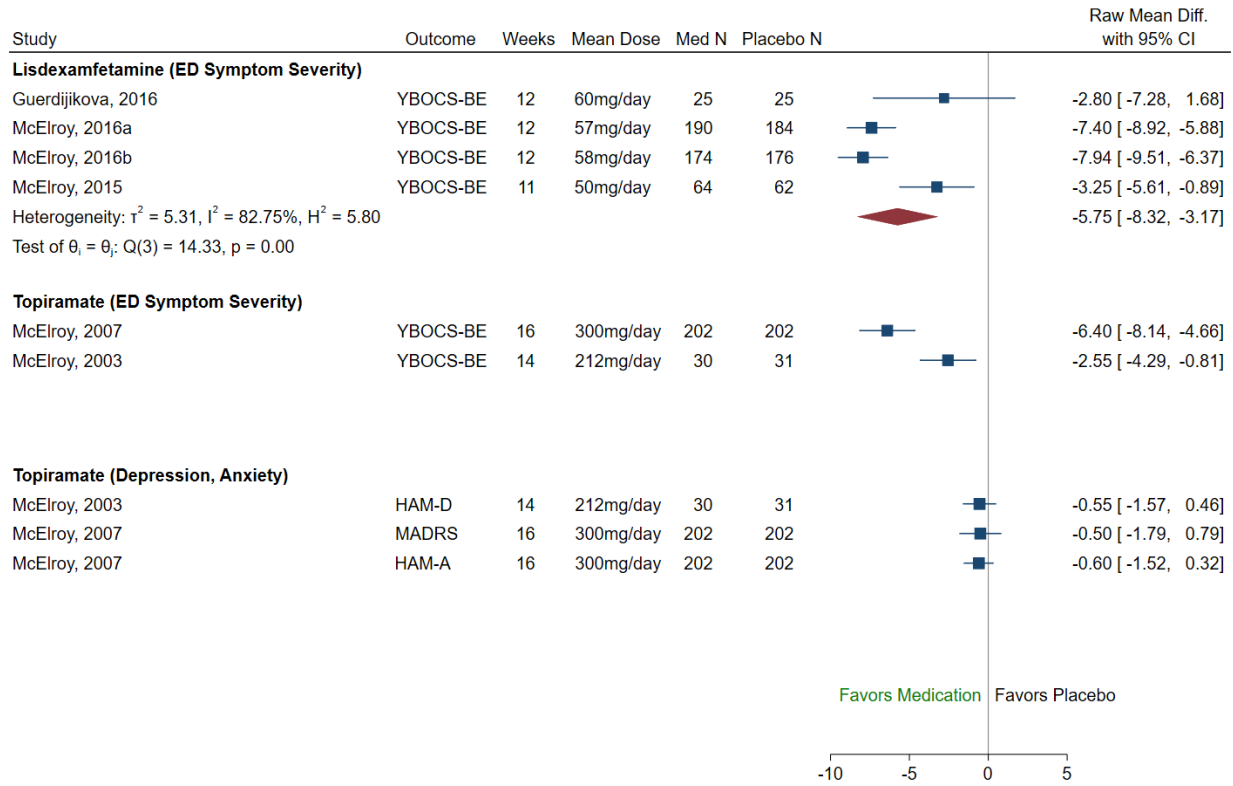


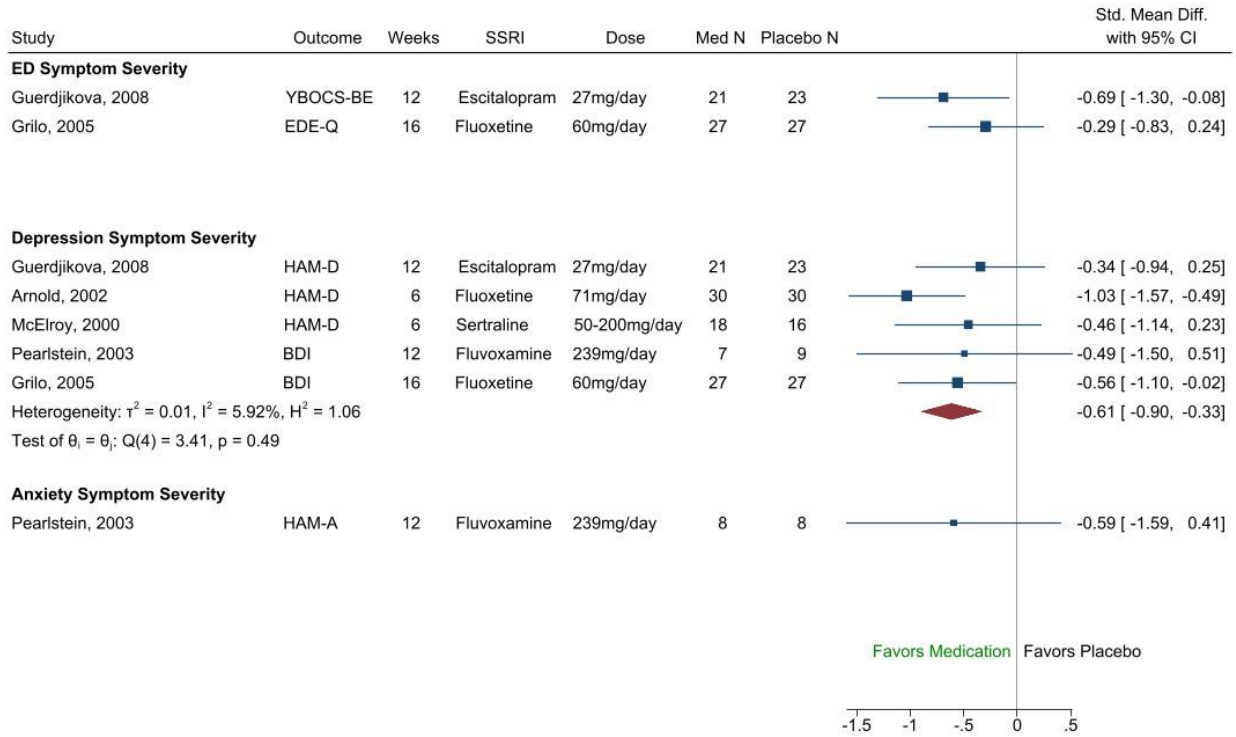
Figure 3. LDX and Topiramate



Note:

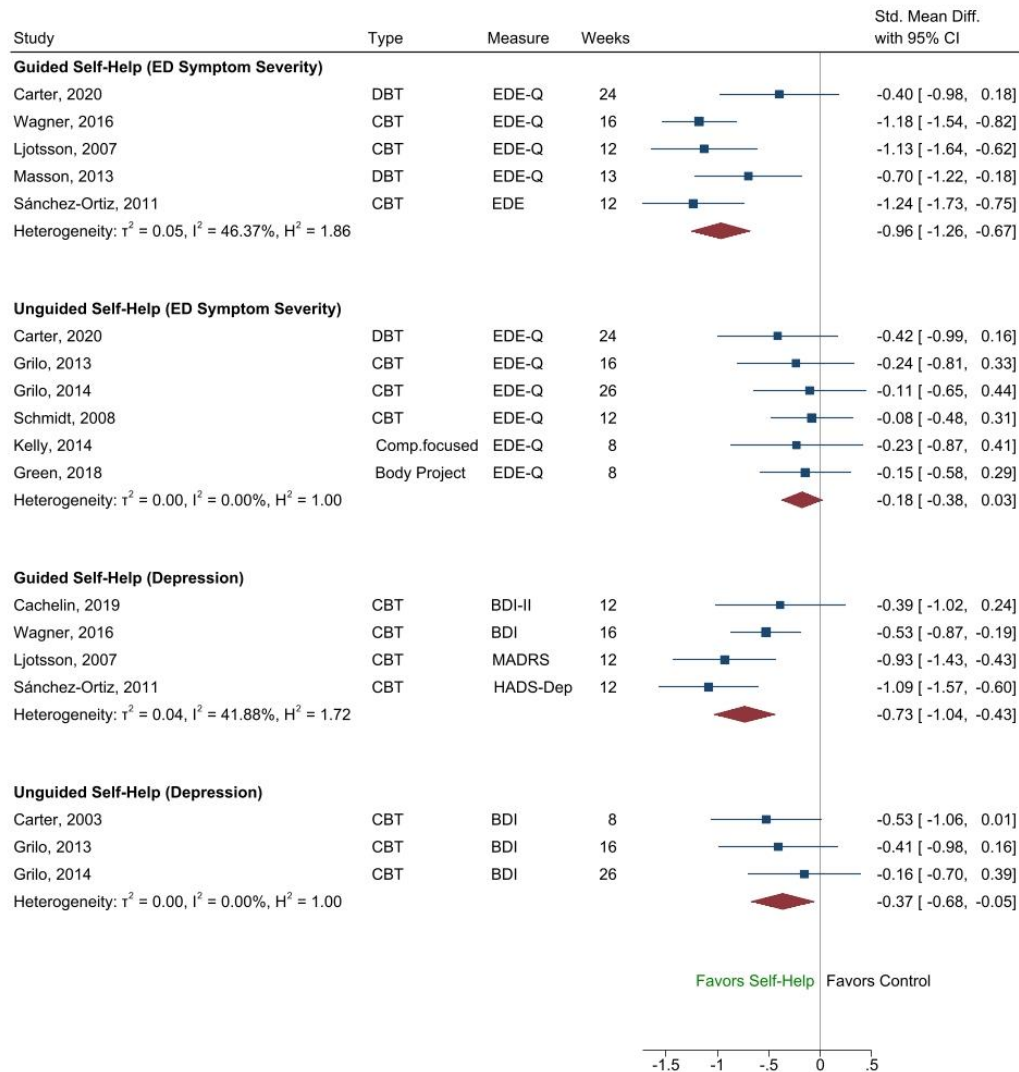
Abbreviations: CI=confidence interval; ED=eating disorder; HAM-A= Hamilton Anxiety Rating Scale; HAM-D= Hamilton Depression Rating Scale--Depression; MADRS=Montgomery-Åsberg Depression Rating Scale; N=Number; YBOCS-BE=Yale–Brown Obsessive Compulsive Scale modified for binge eating.

Figure 4. SSRI vs. Placebo



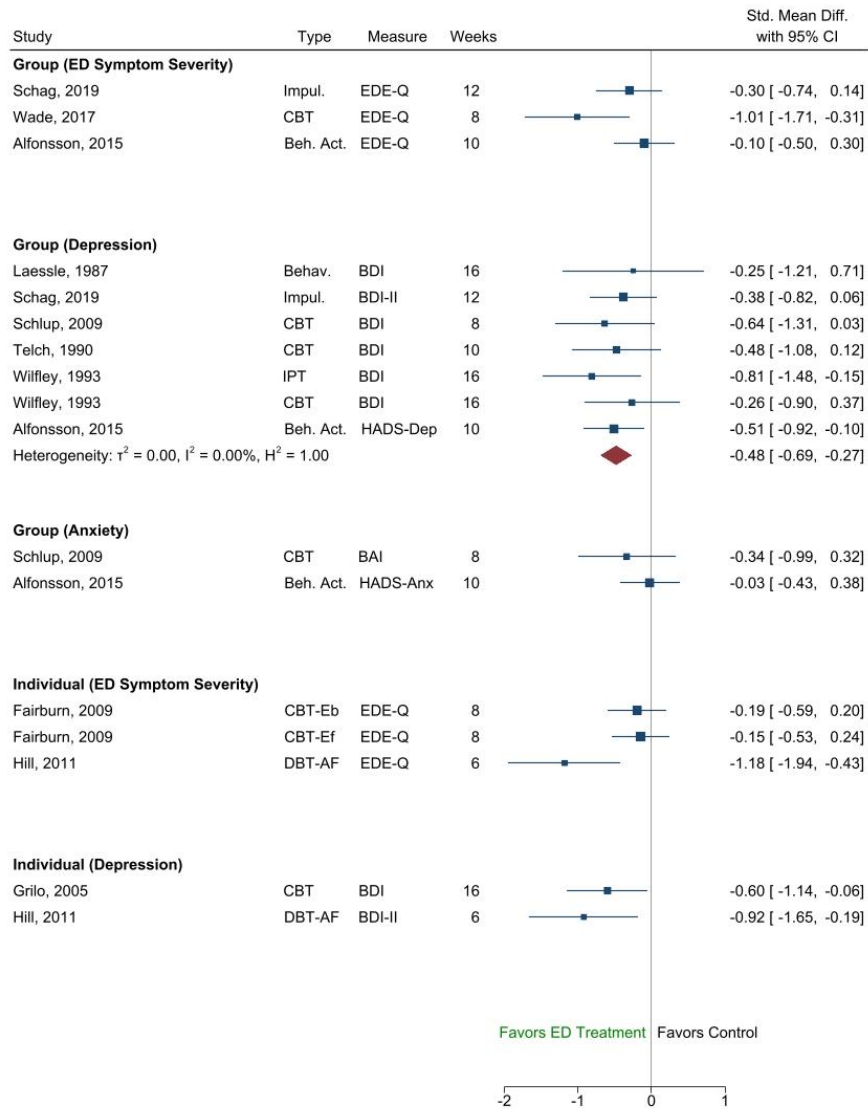
Abbreviations: BDI=Beck Depression Inventory; CI=confidence interval; ED=eating disorder; EDE-Q=Eating Disorder Examination Questionnaire; HAM-A= Hamilton Anxiety Rating Scale; HAM-D= Hamilton Depression Rating Scale-- Depression; N=number; SSRI=selective serotonin reuptake inhibitor; YBOCS-BE=Yale-Brown Obsessive Compulsive Scale modified for binge eating.

Figure 5. Results of Randomized, Controlled Trials of Self-Help Interventions for Eating Disorders (KQ 4)



Abbreviations: CI=confidence interval; BDI=Beck Depression Inventory; BDI-II=Beck Depression Inventory-II; CBT=cognitive behavioral therapy; DBT=dialectical behavioral therapy; ED=eating disorder; EDE=Eating Disorder Examination; EDE-Q=Eating Disorder Examination Questionnaire; HADS-Dep= Hospital Anxiety and Depression Score—Depression score; KQ=key question; MADRS=Montgomery-Åsberg Depression Rating Scale.

Figure 6. Results of Randomized, Controlled Trials of Group and Individual Therapy for Eating Disorders (KQ 4)



Abbreviations: CI=confidence interval; BAI=Beck Anxiety Inventory; BDI=Beck Depression Inventory; BDI-II=Beck Depression Inventory-II; CBT=cognitive behavioral therapy; CBT-Ef=focused form of enhanced cognitive behavioral therapy; CBT-Eb=broad form of enhanced cognitive behavioral therapy; DBT=dialectical behavioral therapy; DBT-AF=appetite focused dialectical behavioral therapy; ED=eating disorder; EDE=Eating Disorder Examination; EDE-Q=Eating Disorder Examination Questionnaire; HADS-Anx=Hospital Anxiety and Depression Score—Anxiety score; HADS-Dep= Hospital Anxiety and Depression Score—Depression score; IPT=interpersonal therapy; KQ=key question; MADRS=Montgomery-Åsberg Depression Rating Scale.

Table 1. Characteristics of Included Studies for KQ 2

Author, Year Quality	Screener	Reference Standard: ED Diagnoses Assessed	Type of Study	Recruitment Setting and Country	N	Population	Prevalence of ED (%)*	Age, Mean (SD)	Sex (% F)	% Nonwhite	Mean BMI (SD)
Lui, 2015 ⁵⁷ Good	SCOFF	SCID (DSM-IV): AN, BN, BED, EDNOS	Cohort	Outpatient psychiatric clinics Taiwan	1,541	Adults (18-45 y) recruited at their first outpatient psychiatric visit	Any ED: 16	31 (7.9)	61	NR [†]	22.2 (5.4)
Graham, 2019 ⁵² Good	SWED	EDE (DSM-5): AN, BN, BED	Cohort	University campuses United States	549	College-age women (18-25 y) responding to recruitment ads and flyers for an ED prevention trial	Any ED: 19 ^{‡,¶}	21 (1.97)	100	44 [¶]	24.5 (5.02)
Maugen, 2018 ³⁰ Good	EDS-PC, SCOFF, SDE	EDE-Q (DSM-5 §): AN, BN, BED	Cross-sectional	VHA medical center United States	402	Female veterans (18-70 y) responding to mailed questionnaires	Any ED: 16 [¶]	49 (NR) [¶]	100	52 [¶]	NR
Chamay-Weber, 2017 ⁵⁹ Good	ADO-BED	SCID (DSM-IV): BED	Cross-sectional	Outpatient pediatric obesity center Switzerland	94	Adolescents (12-18 y) recruited at their outpatient pediatric visit	BED, sub: 28 BED, full: 22 BED, overall: 50	Median 14 (Range 11-18)	60	NR	NR
Dorflinger, 2017 ⁶² Good	VA-BES	QEWP-R: BED	Cohort	VHA medical center United States	116	Veterans recruited at primary care-based weight management group	BED: 8	62 (8.73)	11	26	37.9 (7.35)
Luck, 2002; ⁵⁵ Hill, 2010 ⁵⁰ Good	SCOFF	Clinical interview (DSM-IV): AN, BN, EDNOS	Cross-sectional	Primary care practices United Kingdom	341	Women (18-50 y) attending primary care practices	Any ED: 4 [¶]	NR	100	NR	NR
Siervo, 2005 ⁵³ Fair	SCOFF	"Clinical diagnosis" (DSM-IV): BN, BED	Cross-sectional	Outpatient diet clinics Italy	162	Women (16-35 y) recruited at an outpatient dietetic clinic	Any ED: 46 [¶]	24 [¶]	100	NR	29.6 [¶]
Parker, 2005 ⁵⁸ Good	SCOFF	EDE-Q (DSM-IV): AN, BN, EDNOS	Cross-sectional	University Health Center United States	297	Adults (20-51 y) recruited at their campus health visit	Any ED: 20	<23 y: 10 23-26 y: 66 >26 y: 23	72	33	(Range: 16-44)

Table 1. Characteristics of Included Studies for KQ 2

Author, Year Quality	Screener	Reference Standard: ED Diagnoses Assessed	Type of Study	Recruitment Setting and Country	N	Population	Prevalence of ED (%) [*]	Age, Mean (SD)	Sex (% F)	% Nonwhite	Mean BMI (SD)
Ricca, 2000 ⁶¹ Fair	BES	SCID (DSM-IV): BN, BED	Cross-sectional	Outpatient clinic for metabolic diseases Italy	344	Patients recruited at an outpatient clinic for metabolic diseases including obesity	BED: 8	43.5 (13.6)	83	NR	35.8 (6.1)
Rosenvinge, 2001 ⁵⁶ Fair	EDS-5	SCID (DSM-III-R): Any ED	Cohort	University campuses Norway	51	College-age women (20-42 y) recruited at their teaching and nursing colleges	CED: 20 [†]	25.2 (5.33)	100	NR	NR
Wan Wahida, 2017 ⁵¹ Good	SCOFF	EAT-26	Cross-sectional	University Malaysia	292	Undergraduate students (18-22 y) who understood English	Any ED: 11	20 (0.5)	65	Malay: 44 Chinese: 42 Indian: 14	NR
Mond, 2008 ⁶⁴ Fair	SCOFF	EDE	Cohort	Primary care practices United States	147	Adult women (18-40 y) recruited at their primary care visit	Any ED: 17	28 (6.50)	100	12	28.10 (7.20)
Cotton, 2003 ²⁹ Good	SCOFF, ESP	QEDD	Cohort	University campuses and primary care United Kingdom	225	Students (18-65 y) recruited from posters and lecture announcements and adults (18-65 y) recruited at a primary care visit	Any ED: 12	29	77	NR	22
Garcia, 2010 ⁵⁴ Good	SCOFF	MINI (DSM-IV-TR): Any ED, AN, BN	Cross-sectional	University clinic France	400	Female undergraduate students (18-35 y)	Any ED: 9	21 (2.5)	100	14 [‡]	21.98 (3.5)
Muro-Sans, 2008 ⁶³ Good	SCOFF	EDI-2	Cross-sectional	Primary and secondary schools Spain	954	Adolescents (10-17 y) recruited from schools	Any ED: 8 [†]	14 (1.31)	49	NR	NR
Lähteenmäki, 2009 ⁶⁵ Fair	SCOFF	SCID (DSM-IV): AN, BN, EDNOS	Cohort	Households Finland	541	Young adults recruited via mail	Current AN, BN, EDNOS: 1 [†]	NR	NR	NR	NR

Table 1. Characteristics of Included Studies for KQ 2

Author, Year, Quality	Screener	Reference Standard: ED Diagnoses Assessed	Type of Study	Recruitment Setting and Country	N	Population	Prevalence of ED (%) [*]	Age, Mean (SD)	Sex (% F)	% Nonwhite	Mean BMI (SD)
							Lifetime AN, BN, EDNOS: 4 [†]				
Striegel-Moore, 2010 ⁶⁰ Fair	PHQ-ED	EDE (DSM-IV): BN, BED	Cross-sectional	Health maintenance organization United States	348	Adults (18-35 y) selected from the EHR of a HMO via letter	BN or BED: 8 ^{‡,¶}	28 (5.38)	82	13	NR

^{*} "Full" refers to meeting the full diagnostic criteria for a given eating disorder; "sub" refers to a subthreshold condition definition.

[†] Conducted in Taiwan and required to understand Mandarin.

[‡] Also conducted analysis including subthreshold BN, BED, and purging disorder (in addition to threshold AN, BN, and BED).

[§] BED defined as an average of one or more objective binge episodes per week without compensatory or purging behaviors.

^{||} Enrolled all screen-positive participants and a random sample of those who screened negative.

[¶] Computed by data abstractors.

Abbreviations: ADO-BED=Adolescent Binge-Eating Disorder Questionnaire; AN=anorexia nervosa; BED=binge eating disorder; BES=Binge Eating Scale; BMI=body mass index; BN=bulimia nervosa; CED=clinical eating disorder; DSM=Statistical Manual of Mental Disorders; EAT-26=Eating Attitudes Test; ED=eating disorder; EDE=Eating Disorder Examination; EDE-Q=Eating Disorder Examination Questionnaire; EDI-e=Eating Disorder Inventory; EDNOS=Eating disorder not otherwise specified; EDS-5=Eating Disturbance Scale-5; EDS-PC=Eating Disorder Screen for Primary Care; EHR=electronic health record; ESP=Eating Disorder Screen for Primary Care; HMO=health maintenance organization; KQ=key question; MINI=Mini International Neuropsychiatric Interview; NR=not reported; PHQ-ED=Eating disorder module of the Patient Health Questionnaire; QEDD=Questionnaire for Eating Disorder Diagnoses; QEWP-R=Questionnaire of Eating and Weight Patterns-Revised; SCID=Structured Clinical Interview for DSM Disorders; SCOFF=not an acronym; SD=standard deviation; SDE=Screen for Disordered Eating; SWED=Stanford-Washington University Eating Disorder screen; VA-BES=Veterans Affairs Binge Eating Screener; VHA=Veterans Health Administration.

Table 2. Summary of Accuracy for Included Screening Tests (KQ 2)

Screening (Cut Point)	ED Diagnosis	N Studies (Participants)	Sensitivity (%) (95% CI)	Specificity (%) (95% CI)	PLR (95% CI)	NLR (95% CI)
SCOFF (≥3)	Any	7 (2,749)	Pooled: 69 (56 to 80)	Pooled: 90 (69 to 98)	Pooled: 7.3 (2.2 to 24.0)	Pooled: 0.34 (0.25 to 0.46)
SCOFF (≥2)	Any	10 (3,684)	Pooled: 84 (74 to 90)	Pooled: 80 (65 to 89)	Pooled: 4.1 (2.3 to 7.3)	Pooled: 0.2 (0.12 to 0.33)
SWED (>59) ⁵²	Any	1 (549)	80 (NR)	82 (NR)	NR	NR
EDS-PC (≥2) ^{29, 30}	Any	2 (627)	97 (88 to 100) 100 (90 to 100)	40 (35–46) 71 (64 to 77)	NR	NR
SDE (≥2) ³⁰	Any	1 (402)	91 (80 to 96)	58 (80 to 96)	NR	NR
EDS-5 (≥16) ⁵⁶	Any	1 (51)	90 (NR)	88 (NR)	NR	NR
PHQ-ED (NA) ⁶⁰	BN, BED	1 (348)	100 (NR)	30 (NR)*		
ADO-BED (NA) ⁵⁹	BED	1 (94 adolescents)	100 (NR)	27 (NR)	NR	NR
VA-BES (≥ 1) ⁶²	BED	1 (162)	89 (NR)	65 (NR)	NR	NR
BES (≥ 17) ⁶¹	BED	1 (344)	85 (NR)	75 (NR)	NR	NR

* Value calculated based on individual cell frequencies differs from reported specificity value reported in study (91.7% vs. 27.7%, respectively).

Abbreviations: ADO-BED=Adolescent Binge-Eating Disorder Questionnaire; BED= binge-eating disorder; BES=Binge Eating Scale; BN=Bulimia Nervosa; CI=confidence interval; ED=eating disorder; EDS-PC=Eating Disorder Screen for Primary Care KQ=key question; NLR=negative likelihood ratio; PLR=positive likelihood ratio; PHQ-ED=Eating disorder module of the Patient Health Questionnaire; SCOFF=not an acronym; SDE=Screen for Disordered Eating; SWED=Stanford-Washington University Eating Disorder screen; VA-BES=Veterans Affairs Binge Eating Screener.

Table 3. Characteristics of Randomized, Placebo Controlled Trials of Pharmacotherapy for Eating Disorders (KQ 4)

Author, Year Quality Rating	Medication Dose	Duration (Weeks)	Recruitment	Population	Country Setting	N	Mean Age, y (SD)	% Female	% Non- white	Mean BMI (SD)	% With Comorbid Psych. Disorder
Arnold, 2002 ⁷¹ Fair	Fluoxetine 20-80 mg/day	6	Advertisements for a binge-eating trial	Adults (18-60 y) with BED (DSM-IV), ≥3 binge-eating episodes/week for ≥6 m, >85% ideal body weight	United States	60	41	93	12	38.2	Current MDD: 25 Lifetime MDD: 65
Fluoxetine Bulimia Nervosa Collaborative Study Group, 1992 ⁷⁶ Fair	Fluoxetine 20-60 mg/day	8	Advertisements and referrals	Adult women (≥18 y) with BN (DSM-III-R), ≥3 binge-eating episodes/week for ≥6 m, no other BN treatment initiated in previous month	United States, Canada	387	27	100	3	22.6	NR
Grilo, 2005 ⁸³ Fair	Fluoxetine 60 mg/day, and fluoxetine 60 mg/day + CBT	16	Referrals to a university outpatient treatment center	Adults (18-60 y) with BED (DSM-IV) classified as overweight/obese (100- 200% ideal weight for height)*	United States	108	44 (8.6)	78	11	36.3 (7.9)	Lifetime MDD: 50%. Lifetime anxiety d/o: 37%
Guerdjikova, 2012 ⁷² Fair	Duloxetine 60-90 mg/day† (mean: 77 mg/day)	12	Newspaper advertisements for a study on medications for binge eating and depression	Adults (18-65 y) with BED and current depressive disorder (DSM-IV-TR) for ≥4 weeks	United States	40	40 (12.0)	88	17	40.6 (7.4)	MDD, recurrent: 63 MDD, single episode: 23 Dysthymic disorder: 13 Lifetime anxiety disorder: 30 Lifetime substance use disorder: 13
Guerdjikova, 2008 ⁷⁹ Fair	Escitalopram 10-30 mg/day (mean: 27 mg/day)	12	Advertisements for trial of binge eating and obesity	Adults (18-60 y) with BED (DSM-IV) and BMI ≥30	United States	44	39	96	25	40.2	Current MDD: 23 Lifetime disorder: MDD: 77 Alcohol use: 11 Anxiety: 23
Guerdjikova, 2016 ⁶⁶ Fair	Lisdexam- fetamine 20-70 mg/day (mean: 60 mg/day)	12	Newspaper advertisements for a study on binge eating	Adults (18-55 y) with BED (DSM-IV) and ≥3 binge-eating episodes/week for ≥2 weeks before enrollment	United States	50	38 (8.9)	92	22	39.8 (9.3)	Lifetime disorder: Depressive: 32 Anxiety: 4 Substance: 2 Probable childhood ADHD: 6

Table 3. Characteristics of Randomized, Placebo Controlled Trials of Pharmacotherapy for Eating Disorders (KQ 4)

Author, Year Quality Rating	Medication Dose	Duration (Weeks)	Recruitment	Population	Country Setting	N	Mean Age, y (SD)	% Female	% Non- white	Mean BMI (SD)	% With Comorbid Psych. Disorder
Kaneva, 1995 ⁸² Fair	Fluoxetine 60 mg/day	8	Referrals to an outpatient university psychiatry clinic	Adults and adolescent females (>15 y) with BN (DSM-III-R) and BMI ≥ 16	Finland	50	25 (range: 16-55)	100	NR	NR	NR
Laederach- Hofmann, 1998 ⁷⁸ Fair	Imipramine 75 mg/day (+ co- intervention)‡	8	Chart reviews of patients seen at a university outpatient clinic for “weight problems”	Adults (20-60 y) with BED (DSM-IV) and BMI >27.5, seen for weight problems within the previous 2 y	Switzerland	31	38	87	NR	39.5	NR
McElroy, 2000 ⁷³ Fair	Sertraline 50-200 mg/day	6	NR	Adults (18-60 y) with BED (DSM-IV), ≤3 binge-eating episodes/week for ≥6 m, and 85% of ideal body weight	United States	34	42 (NR)	94	NR	36.1	Lifetime MDD: 53 Current MDD: 18
McElroy, 2003 ⁸¹ Fair	Topiramate 25-600 mg/day; median: 212 mg/day (range: 50- 600)	14	Radio advertisement for a study of binge eating associated with obesity	Adults (18-60 y) with BED (DSM-IV-TR), BMI ≥30, and marked distress related to binge-eating (YBOCS- BE score ≥15)	United States	61	41	87	NR	43	Lifetime disorder: Depressive: 54 Bipolar: 10
McElroy, 2007 ⁷⁷ Fair	Topiramate 25-400 mg/day (mean: 300 mg/day)	16	Radio and newspaper advertisements for study of medication for binge eating and obesity, and clinical referrals	Adults (18-65 y) with BED (DSM-IV), ≥3 binge days/week 2- weeks before randomization, and BMI ≥30 and ≤ 50	United States	404	44	84	22	38.5	NR
McElroy, 2015; ⁷⁰ McElroy, 2016 ⁶⁷ Fair	Lisdexam- fetamine 30, 50, or 70 mg/day	11	Clinical research centers, university- affiliated clinics, and psychiatric practices (methods of recruitment NR)	Adults (18-55 y) with BED (DSM-IV-TR), BMI ≥25 and ≤45, and ≥3 binge-eating days/week during a 2-4 week screening period	United States	260	39 (10.2)	82	22	34.9 (5.3)	NA [§]
McElroy, 2016a; ⁶⁸ Sheehan, 2018 ⁸⁰ Fair	Lisdexam- fetamine 30-70 mg/day (mean: 57 mg/day)	12	Investigators' databases, local/central advertisements	Adults (18-55 y) with BED (DSM-IV-TR) and ≥3 binge-eating days/week over prior 2 weeks, CGI-S score ≥4, and BMI ≥18 and ≤45	United States, Sweden, Spain, Germany	379	38	87	22	33.4	NA

Table 3. Characteristics of Randomized, Placebo Controlled Trials of Pharmacotherapy for Eating Disorders (KQ 4)

Author, Year Quality Rating	Medication Dose	Duration (Weeks)	Recruitment	Population	Country Setting	N	Mean Age, y (SD)	% Female	% Non- white	Mean BMI (SD)	% With Comorbid Psych. Disorder
McElroy, 2016b; ⁶⁸ Sheehan, 2018 ⁸⁰ Fair	Lisdexamfetamine 30-70 mg/day (mean: 58 mg/day)	12	Investigators' databases, local/central advertisements	Adults (18-55 y) with BED (DSM-IV-TR) and ≥3 binge-eating days/week for 2 consecutive weeks before baseline, CGI-S score ≥4, and BMI ≥18 and ≤45	United States, Germany	366	38	85	27	33.5	NA [†]
Mitchell, 2001 ⁸⁴ Fair	Fluoxetine [†] 60 mg/day	16	Referrals to an outpatient university ED program, local newspaper advertisements	Adult women (≥18 y) with BN (DSM-III-R) and binge eating coupled with self-induced vomiting ≥3 times weekly over previous 6m, within 85% of ideal body weight, not currently receiving other ED treatment	United States	91	27 (7.1)	100	3	NR	NR
Pearlstein, 2003 ⁷⁵ Fair	Fluvoxamine up to 300 mg/day (mean 239 mg/day)	12	Media advertisement and referral from health professionals	Adults (age range NR) with BED (DSM-IV)	United States	20	41	85	10	41.2	NR
Walsh, 1991 ⁷⁴ Fair	Desipramine 200-300 mg/day	8	Advertisements in local media and referrals	Adult women (18-45 y) with BN (DSM-III-R) between 85-120% of ideal weight *	United States	78	25 (NR)	100	NR	22.2	Currently depressed: 52
White, 2013 ⁶⁹ Good	Bupropion 300 mg/day	8	NR	Adult women (18-65 y) with BED (DSM-IV-TR) and BMI 25-50	United States	61	44 (12.5)	100	16	35.8 (6.8)	Lifetime disorder: Mood: 53 Anxiety: 38 Substance: 25

* Based on the 1959 Metropolitan Life Insurance Company Tables.

† Medication started at 30 mg/day for the first 7 days. At the beginning of the second week, medication was increased, as tolerated, to 60 mg/day and this dose was kept constant for 2 weeks. In the absence of remission of binge eating or depressive symptoms and intolerable side effects, the dose could be further increased as follows: 90 mg/day at the beginning of the fourth treatment week and 120 mg/day at the beginning of the sixth treatment week.

‡ Both treatment and placebo groups received 30 min of individual diet counseling by a dietician on a biweekly basis in addition to behavioral-oriented psychological support. Individual evaluation of problems (weight, relations in the family, professional concern, personal difficulties) took place after each diet counseling session (for approximately 15–35 min). Participants were also invited to a behavioral-oriented group therapy that took place monthly guided by an assistant dietitian and supervised by a physician.

§ Participants with the following conditions were excluded: current BN, AN, ADHD, or another psychiatric disorder; a lifetime history of bipolar disorder or psychosis or other conditions that may confound efficacy and safety assessments; a total Montgomery-Åsberg Depression Rating Scale score of at least 18 at screening or baseline visits.

Table 3. Characteristics of Randomized, Placebo Controlled Trials of Pharmacotherapy for Eating Disorders (KQ 4)

[†]Exclusion criteria included current AN or BN, comorbid current psychiatric disorders either controlled with prohibited medications or uncontrolled and associated with significant symptoms or any condition/symptom that may confound clinical assessment; psychotherapy or weight loss support (including peer support) for BED ≤ 3 months before screening; use of psychostimulants for fasting or dieting for BED ≤ 6 months before screening; Montgomery-Åsberg Depression Rating Scale total score ≥ 18 at screening; being considered a suicide risk by the investigator, having previously made a suicide attempt, or currently demonstrating active suicidal ideation; lifetime histories of psychosis, mania, hypomania, dementia, or ADHD.

[¶]Fluoxetine + self-help, self-help manual + placebo.

Abbreviations: ADHD=attention-deficit hyperactivity disorder; AN=anorexia nervosa; BED=binge-eating disorder; BN=bulimia nervosa; BMI=body mass index; CBT=cognitive behavioral therapy; CGI-S= ; DSM=Diagnostic and Statistical Manual of Mental Disorders; ED=eating disorder; MDD=major depressive disorder; mg=milligrams; NA=not applicable; NR=not reported; Psych.=psychiatric; n=sample size randomized; SD=standard deviation; YBOCS-BE=Yale-Brown Obsessive Compulsive Scale modified for binge eating.

Table 4. Characteristics of Randomized, Placebo Controlled Trials of Psychological Interventions for Eating Disorders (KQ 4)

Author, Year Quality	Intervention Type No. of Sessions	Duration (Weeks)	Control	Country	Population	N	Mean Age, Years (SD)	Sex (% Female)	Race/Ethnicity (% Non-white)	Mean BMI (kg/m ²)(SD)
Alfonsson, 2015 ⁹⁶ Fair	Group psychotherapy (Behavioral Activation) 10 weekly 90-minute group sessions	10	Wait-list	Sweden	Adults with BED (DSM-5) and obesity (BMI >30) presenting to an initial assessment at an outpatient obesity clinic	96	44 (10.74)	94	NR	41.17 (5.32)
Cachelin, 2019 ¹⁰⁵ Fair	Culturally adapted CBT-based guided self-help 8 25-min guided sessions	12	Wait-list	United States	Adult Latinas (18-55 y) who met criteria for BED and had a BMI ≥18 mg/kg, responding to trial advertisement	40	27	100	100 (Latinas)	29.4
Carter, 2003 ⁹⁷ Fair	Unguided CBT-based self-help (<i>Overcoming Binge Eating</i> manual)	8	Wait-list and unguided* non-specific self-help control	Canada	Women (≥17 y) with BN (DSM-IV, but inclusive of those with one binge-eating episode and compensatory behaviors per week vs. 2) and BMI ≥18, recruited from a wait-list of patients referred for outpatient ED treatment	85	27 (8)	100	17	23 (5)
Carter, 2020 ⁹³ Fair	DBT self-help, guided and unguided (<i>The DBT Solution for Emotional Eating</i> manual) 6 30-min sessions in guided group	12	Self-esteem† unguided self-help	Canada	Adults (19-65 y) with BED (DSM-5) and BMI of ≥18.5, recruited from the community or health centers via advertisements	71	41 (11.46)	93	8	37.3 (9.4)
DeBar, 2013 ¹⁰⁷ Fair	Individual CBT (adolescent specific) 8 in-person sessions, option of supplemental sessions to	24	Wait-list	United States	Female adolescents (12-18 y) enrolled in an HMO with BN or BED (DSM-IV) and at least one binge-eating episode over the previous 3 months	25	15 (1.9)	100	29	26.6 (5.7)

Table 4. Characteristics of Randomized, Placebo Controlled Trials of Psychological Interventions for Eating Disorders (KQ 4)

Author, Year Quality	Intervention Type No. of Sessions	Duration (Weeks)	Control	Country	Population	N	Mean Age, Years (SD)	Sex (% Female)	Race/Ethnicity (% Non-white)	Mean BMI (kg/m ²)(SD)
	address mood and interpersonal relationships									
Fairburn, 2009 ⁹² Fair	Two forms of individual CBT: focused form targeting ED pathology only or broad form also addressing other problems common with ED Both groups:1 90-min session, then 20 50-min sessions	20	Wait-list	United Kingdom	Adults (18-65 y) with any ED (DSM-IV) requiring treatment (judged by referring provider and ED specialist) and BMI >17.5	154	26 (7.0)	96	10	Lowest adult BMI: 18.7 (2.9) Highest adult BMI: 26.4 (4.8)
Green, 2018 ⁹⁸ Fair	Unguided online dissonance-based intervention (online version of <i>the Body Project</i>) 8 online modules and activities	NR	Wait-list	United States	Adults and adolescents (14-52 y) any ED (DSM-5) or subclinical disorder, [‡] recruited via online advertisements and local flyers	82	26 (6.09)	100	10	NR
Grilo, 2005 ⁸³ Fair	Individual CBT (+ placebo), or CBT + fluoxetine 60 mg/day 16 1-hr individual weekly sessions	16	Placebo	United States	Adults (18-60 y) with BED (DSM-IV) and overweight/obese (between 100-200% ideal weight for height based on the 1959 Metropolitan Life Insurance Company Tables)	108	44 (8.6)	78	11	36.3 (7.9)
Grilo, 2013 ⁹⁰ Good	Self-help CBT via a structured manual, initiated by PCP One introductory session with PCP based on trial script [¶]	16	Usual primary care	United States	Adults with BED (DSM-IV-TR) [§] and obesity (BMI ≥30) recruited from primary care settings (via advertisements or referral)	48	46 (11.0)	79	54	37.62 (4.79)

Table 4. Characteristics of Randomized, Placebo Controlled Trials of Psychological Interventions for Eating Disorders (KQ 4)

Author, Year Quality	Intervention Type No. of Sessions	Duration (Weeks)	Control	Country	Population	N	Mean Age, Years (SD)	Sex (% Female)	Race/ Ethnicity (% Non- white)	Mean BMI (kg/m ²)(SD)
Grilo, 2014 ⁹⁵ Fair	Self-help CBT (+ placebo) † (<i>Overcoming Binge Eating</i> manual) PCP training and to assist with assigning the program	12	Placebo#	United States	Adults (18-65 y) with BED (DSM-5 except for duration of 6 vs.3 months) and obesity (BMI ≥30), recruited from advertisements and referrals in primary care	53	44	72	55	37.9
Hill, 2011 ⁹⁴ Fair	Individual DBT-appetite focused (DBT-AF) 12 weekly individual sessions	12	Wait-list	United States	Adult women (≥ 18 y) with BN (DSM-IV) or subthreshold** BN (at least 1 binge eating and 1 vomit episode per week over the previous 12 weeks); excluded those with BED or AN and those in concurrent therapy for BN	32	22	100	6	22.6 (NR)
Kelly, 2014 ⁸⁹ Fair	Two forms of self-help: compassion-focused therapy, and behaviorally based self-help Both groups; 1 in-lab self-help session	3	Wait-list	Canada	Adults (>18 y) with BED (DSM-5) not currently receiving therapy, recruited via advertisements	41	45 (15)	83	24	33 (1.05)
Laessle, 1987 ¹⁰⁶ Fair	Behaviorally oriented group treatment Twice weekly for 8 weeks, then once weekly 8 weeks	16	Wait-list	Germany	Adult women with bulimia (DSM-III) seeking treatment at an outpatient psychiatry clinic	17	23	100	NR	21.3
Ljotsson, 2007 ⁹¹ Fair	Internet-assisted CBT-self-help (<i>Overcoming Binge Eating</i>)	12	Wait-list	Sweden	Adults (≥ 18 y) with full or subthreshold BN or BED (criteria NR), ††BMI ≥18 not receiving current treatment, responding to study	73	34	94	NR	28.7

Table 4. Characteristics of Randomized, Placebo Controlled Trials of Psychological Interventions for Eating Disorders (KQ 4)

Author, Year Quality	Intervention Type No. of Sessions	Duration (Weeks)	Control	Country	Population	N	Mean Age, Years (SD)	Sex (% Female)	Race/ Ethnicity (% Non- white)	Mean BMI (kg/m ²)(SD)
	E-mail contact from coach (1-2 per week), online private discussion forum				advertisements and online trial application form					
Masson, 2013 ¹⁰⁴ Fair	DBT guided self-help 1 in-person session, 6 biweekly support phone calls	13	Wait-list	Canada	Adults (≥ 18 y) with BED (DSM-IV, also including those with binge-eating frequency once weekly for 6 months vs. twice weekly), responding to trial advertisements	60	43 (10.5)	88	8	37.97 (NR)
Mitchell, 2001 ⁸⁴ Fair	Unguided self-help; provision of manual (manual with elements of CBT, behavioral strategies, and meal planning)	16	Placebo	United States	Adult women (≥18 y) with BN (DSM-III-R) and binge eating coupled with self-induced vomiting 3 times weekly over previous 6 months, within 85% of ideal body weight, not currently receiving treatment	91	27(7.1)	100	3	NR
Sánchez-Ortiz, 2011 ⁸⁸ Good	Internet-based CBT (<i>Overcoming Bulimia Online</i>) 8 self-guided sessions, 1-2 support emails per week	12	Wait-list	United Kingdom	Students (college age) with BN or EDNOS** (DSM-IV, but no min number of binge or purge episodes) and BMI >18.5 kg/m ² , recruited from higher education institutions	76	24 (5.9)	99	NR	22.0 (2.8)
Schag, 2019 ⁹⁹ Fair	Impulsivity-focused group intervention 8 weekly 90-min group sessions	8	Wait-list	Germany	Adults with BED (DSM-5) recruited by email, flyers, press releases, and from an outpatient psychiatry department of a university hospital	80	40	84	NR	36.9
Schlup, 2009 ¹⁰² Fair	Group CBT 8 weekly 90-min sessions	8	Wait-list	Switzerland	Adults (ages 18-70 y) with BED (DSM-IV-TR), responding to study advertisements	36	44 (10.3)	100	NR	33.4 (7.6)
Schmidt, 2008 ¹⁰⁰	CD-ROM-based unguided CBT	12	Wait-list	United Kingdom	Adults ^{SS} with BN and EDNOS (DSM-IV), referred	97	27 (7.6)	97	27	23.6 (5.2)

Table 4. Characteristics of Randomized, Placebo Controlled Trials of Psychological Interventions for Eating Disorders (KQ 4)

Author, Year Quality	Intervention Type No. of Sessions	Duration (Weeks)	Control	Country	Population	N	Mean Age, Years (SD)	Sex (% Female)	Race/ Ethnicity (% Non- white)	Mean BMI (kg/m ²)(SD)
Fair	8 modules				by general practitioners to an ED outpatient center					
Telch, 1990 ¹⁰³ Fair	Group CBT 10 weekly 90 min sessions	10	Wait-list	United States	Adult women (18-65 y) with compulsive binge eating but no purging (DSM-II-R BN criteria except for purging criterion), responding to trial advertisements	44	43 (8.4)	100	9	32.6 (5.1)
Wade, 2017 ⁸⁶ Fair	Group CBT 18 2h group sessions, one 1-hr individual session	8	Wait-list	Australia	Adult [¶] women (18-36 y) with any ED (DSM-5), referred by a clinician or responding to trial advertisements	40	24 (5)	100	5	22.12 (0.54)
Wagner, 2016 ⁸⁷ Good	Web-based CBT 11 assignments, individual feedback from therapists	16	Wait-list	Germany	Adults (18-65 y) with BED (DSM-IV) and no current AN or BN, responding to trial advertisements	139	35 (9.9)	96	NR	32.4 (7.4)
Wilfley, 1993 ¹⁰¹ Fair	Two forms of group therapy: Group-CBT and group interpersonal therapy 15 90-min sessions	16	Wait-list	United States	Adult women (18-65 y) with BN and binge eating (DSM-III BN criteria, and those meeting all BN criteria except for purging), responding to trial advertisements	56	44 (8.3)	100	14	32.8 (5.2)

* Provision of *Self-Assertion for Women* manual of similar length/difficulty as intervention but does not address BN.

† Control group received a self-help book on cognitive behavioral techniques for improving self-esteem that does not address binge eating.

‡ Definition used for subclinical eating disorder included endorsement of high levels of body dissatisfaction and one or more of the following behaviors at subclinical levels for weight-control purposes on the Questionnaire for Eating Disorder Diagnoses: bingeing, laxative use, diuretic use, 24-h fasting, appetite control pill use, strict dieting, or maladaptive exercise (exercising despite injury or exercise which interfered with other important activities).

§ Full or subthreshold criteria; subthreshold criteria defined as binge eating greater than once weekly in frequency and with a duration of at least 6 months (42% randomized).

‡ PCP introduced study and did informed consent; gave patients manual and indicated treatment would be 4 months and they would receive monthly assessments during treatment period.

¶ In addition to groups randomized to self-help + placebo and placebo only, this study included two additional arms involving a medication that is no longer FDA approved (Sibutramine) and therefore not eligible. The sample size and characteristics here refer to only those randomized to self-help + placebo and placebo.

In addition to groups randomized to self-help + placebo and placebo only, this study included two additional arms involving a medication that is no longer FDA approved (Sibutramine) and therefore not eligible. The sample size and characteristics here refer to only those randomized to self-help + placebo and placebo. Overall, 35% had a subclinical diagnosis; of those with a full clinical diagnosis (65%), specific diagnoses included AN (n=1), BN (n=29), BED (n=13), and OSFED (n=10).

Table 4. Characteristics of Randomized, Placebo Controlled Trials of Psychological Interventions for Eating Disorders (KQ 4)

** All but six met full DSM-IV criteria for BN.

†† DSM (or other condition definition) used were not reported. Subthreshold BN was defined as at least twice-monthly episodes of binge eating and compensatory behaviors during the last 3 months. Subthreshold BED required at least 2 days with objective bulimic episodes per month during the past 6 months, with binge-eating episodes rated as “markedly stressful.” Overall, 48% had BN and 52% had BED.

Of those randomized, 51% met criteria for BN and 49% met criteria for EDNOS.

§§ Of those randomized, 62% had BN and 38% had EDNOS.

|| Eight (20%) had AN, 23 (58%) had BN, two (5%) had BED, and seven (18%) had OSFED.

Abbreviations: AN=anorexia nervosa; BED=binge eating disorder; BMI=body mass index; BN=bulimia nervosa; CBT=cognitive behavioral therapy; DBT=dialectical behavioral therapy; DBT-AF=dialectical behavioral therapy-appetite focused; DSM=Statistical Manual of Mental Disorders; ED=eating disorder; EDNOS=Eating disorder not otherwise specified; FDA=Food and Drug Administration; HMO=health maintenance organization; KQ=key question; NR=not reported; OSFED=Other Specified Feeding and Eating Disorder; PCP=primary care physician; SD=standard deviation.

Table 5. Summary of Evidence for Screening in Eating Disorders in Adolescents and Adults

Key Question and Topic	No. of Studies; No. of Participants (n)	Summary of Findings	Consistency and Precision	Study Quality	Limitations (Including Reporting Bias)	Overall Strength of Evidence	Applicability
KQ 1. Benefits of screening	0 (0)	No eligible studies	NA	NA	NA	Insufficient	NA
KQ 2. Accuracy of screening tests for detecting eating disorders	SCOFF (≥ 2) 10 (3,684)	Pooled: Sn: 84 (74 to 90) Sp: 80 (65 to 89)	Consistent and precise for Sn; Inconsistent and imprecise for Sp*	7 Good; 3 Fair	Potential bias related to participant selection. Reference standards varied across studies	Moderate for adequate accuracy	Studies enrolled adults and either limited to women or enrolled a majority of women. Several studies enrolled from specialty clinics or college campuses
	SCOFF (≥ 3) 7 (2,749)	Pooled: Sn: 69 (56 to 80) Sp: 80 (65 to 89)	Inconsistent and imprecise for both Sn and Sp†	4 Good; 3 Fair	Potential bias related to participant selection. Reference standards varied across studies	Low for adequate accuracy	All studies enrolled adults and either limited to women or enrolled a majority of women. Several studies enrolled from specialty clinics or college campuses
	EDS-PC (≥ 2) 2 (627)	Sn: 97 (88-100) 100 (90-100) Sp: 40 (35 to 46) 71 (64-77)	Consistent and precise for Sn; inconsistent and imprecise for Sp	2 Good	Studies used different reference standards and enrolled diverse populations	Insufficient	One study recruited females and males from primary care and college campuses in the UK (77% females), and the other recruited female US veterans.
KQ 3: Harms of screening	0 (0)	No eligible studies	NA	NA	NA	Insufficient	NA
KQ 4. Benefits pharmacotherapy for screen-detected or previously untreated ED	LDX (BED) 4 (900)	Pooled mean difference for reduction in YBOCS-BE scores larger in LDX group vs. placebo: -5.75 (-9.32 to -3.17) Other outcomes assessed by one trial each (depression, anxiety, QOL, and function)	YBOCS-BE: consistent, precise Other health outcomes: unknown consistency and imprecise	4 Fair	Outcomes assessed over relatively short duration (11-12 weeks)	Moderate for benefit in ED symptom severity; insufficient for other health outcomes	Studies enrolled adults with BED and obesity recruited via study advertisements.

Table 5. Summary of Evidence for Screening in Eating Disorders in Adolescents and Adults

Key Question and Topic	No. of Studies; No. of Participants (n)	Summary of Findings	Consistency and Precision	Study Quality	Limitations (Including Reporting Bias)	Overall Strength of Evidence	Applicability
	Topiramate (BED) 2 (465)	Larger reduction in YBOCS-BE in topiramate groups vs. placebo; difference between groups in score change -6.40 (p,0.001) and -2.55 (p=004). Other outcomes assessed by one trial each (depression, anxiety).	YBOCS-BE; consistent, imprecise [‡] Other outcomes: unknown consistency, imprecise	2 Fair	Outcomes assessed over a relatively short duration (14-16 weeks)	Low for benefit in ED symptom severity; insufficient for other outcomes	Studies enrolled adults with BED and obesity recruited via study advertisements.
	SSRIs (BED) 5 (208)	Two reported on ED symptom severity (SMD): fluoxetine (EDE-Q): -0.69 (-1.30 to -0.08), and escitalopram (YBOCS-BE): -0.29 (-0.83 to -0.24). Larger reduction in depression symptoms among SSRI groups vs. placebo (5 trials): pooled SMD -0.61 (-0.90 to -0.33)	ED symptom severity: unknown consistency, [§] imprecise Depression: consistent, imprecise	5 Fair	Studies assessed different SSRIs and reported outcomes over 6-16 weeks. Study eligibility criteria varied in terms of body weight and duration/frequency of binge-eating episodes.	Insufficient for ED symptom severity Low for benefit in depression symptom severity	Studies enrolled adults with BED, most recruited via advertisements. Two limited to obese populations and one limited to those with concurrent depression.

Table 5. Summary of Evidence for Screening in Eating Disorders in Adolescents and Adults

Key Question and Topic	No. of Studies; No. of Participants (n)	Summary of Findings	Consistency and Precision	Study Quality	Limitations (Including Reporting Bias)	Overall Strength of Evidence	Applicability
	Fluoxetine (BN) 3 (528)	Two ^l found larger reduction in EAT scores among fluoxetine group vs. placebo, difference was statistically significant in one trial. Two found larger reductions in HAM-D scores among fluoxetine vs. placebo, difference was statistically significant in one trial.	ED symptom severity: consistent; imprecise Depression symptom severity: consistent; imprecise	3 Fair	Studies reported outcomes at different durations (8 and 16 weeks).	Low for benefit (ED and depression symptom severity)	All enrolled populations with BN recruited via advertisements; one limited to those with BN and recurrent binge-eating.
KQ 4. Benefits therapy interventions for screen-detected or previously untreated ED	Guided self-help 7 (431)	Guided self-help reduced ED symptom severity more than control (k=5; 391): pooled SMD -0.96 (-1.26 to -0.67) Guided self-help reduced depression symptoms more than control (k=4, 324): pooled SMD, -0.73 (-1.04 to -0.43)	ED symptom severity: consistent, precise Depression symptom severity: consistent, precise	7 Fair	Frequency and mode of delivering guidance varied (e.g., emails, individual sessions); studies assessed ED and depression symptoms using different measures over a relatively short duration (8-16 weeks).	Moderate for benefit (ED and depression symptom severity)	All enrolled adults with BED recruited primarily via advertisements; several limited to populations that were obese

Table 5. Summary of Evidence for Screening in Eating Disorders in Adolescents and Adults

Key Question and Topic	No. of Studies; No. of Participants (n)	Summary of Findings	Consistency and Precision	Study Quality	Limitations (Including Reporting Bias)	Overall Strength of Evidence	Applicability
	Unguided self-help 7 (421)	Pooled results (k=6; 368) favored self-help for reduction in ED symptom severity but difference was not statistically significant: SMD, -0.18 (-0.38 to 0.03) Unguided self-help reduced depression symptoms more than control (k=3, 156 participants): SMD 0.37 (-0.68 to -0.05)	ED symptom severity: consistent, imprecise Depression symptom severity: consistent, imprecise	7 Fair	Studies assessed ED and depression symptoms using various measures over a relatively short duration (8-16 weeks). Content and underlying theory of some interventions varied.	Low for benefit (ED and depression symptom severity)	All enrolled adults with BED recruited primarily via advertisements; several limited to populations that were obese
	Group interventions 7 (253)	Group therapy reduced depression symptoms more than control (k=7; 253): pooled SMD, -0.48 (-0.69 to -0.27). Three measured ED symptom severity using the EDE-Q; one found a statistically significant benefit vs. control (SMD -1.01) and two found no significant differences between groups (SMD -0.10 and -0.30)	ED symptom severity: inconsistent, imprecise Depression symptom severity: consistent, precise	7 Fair	Type of group therapy differed across studies (e.g., CBT-based, interpersonal therapy). Outcomes were measured over a relatively short duration (8-16 weeks). Number, length, and frequency of sessions varied.	Moderate for benefit in depression symptom severity; insufficient for ED symptom severity	All enrolled adults with BED recruited primarily via advertisements; several limited to populations that were obese

Table 5. Summary of Evidence for Screening in Eating Disorders in Adolescents and Adults

Key Question and Topic	No. of Studies; No. of Participants (n)	Summary of Findings	Consistency and Precision	Study Quality	Limitations (Including Reporting Bias)	Overall Strength of Evidence	Applicability
	Individual interventions 4 (319)	<p>One trial assessing two forms of individual CBT found no significant differences between groups on EDE-Q scores); one trial of AF-DBT found significant improvement in EDE-Q scores (SMD, -1.18; -1.94 to -0.43).</p> <p>One trial of CBT found improvement on BDI scores (SMD -0.60, -1.14 to -0.06) and a trial of DBT-AF found significant improvement on BDI-II scores (SMD, -0.92, -1.65 to -0.19). One trial limited to adolescents found no significant improvement in depression (BDI scores) or psychosocial function (SCARED scores).</p>	Unknown consistency; imprecise	Fair	Trials addressed different types of individual therapy (e.g., CBT, DBT) and reported on different outcomes over a relatively short duration (6 to 16 weeks)	Insufficient	All enrolled adults with BED (or BED and BN) referred or recruited via trial advertisements.

Table 5. Summary of Evidence for Screening in Eating Disorders in Adolescents and Adults

Key Question and Topic	No. of Studies; No. of Participants (n)	Summary of Findings	Consistency and Precision	Study Quality	Limitations (Including Reporting Bias)	Overall Strength of Evidence	Applicability
KQ 4. Harms of pharmacotherapy for screen-detected or previously untreated ED	9 (2,006)	LDX (k=4) is associated with higher rates of dry mouth, headache, and insomnia vs. placebo. Topiramate (k=2) is associated with significant higher rates of paresthesias, taste, and difficulty with concentration/confusion vs. placebo. Trials of other medications were assessed by only one study each and results were imprecise.	LDX: consistent; imprecise Topiramate; consistent, imprecise Other medications: unknown consistency; imprecise	Fair	Some trials did not prespecify adverse events or describe how they were ascertained; trials assessed adverse events over a relatively short duration.	Topiramate and LDX: Moderate for increased rates of various adverse effects Other medications: insufficient	All studies enrolled adults with BED and obesity, recruited via referrals or study advertisements. Most studies of LDX limited to populations without ADHD, substance abuse or other psychiatric comorbidity
KQ 4. Harms of therapy interventions for screen-detected or previously untreated ED	0 (0)	No eligible studies	NA	NA	NA	Insufficient	NA

* Based on Appendix F Figure 1, the 95 percent prediction region indicates the results are mostly consistent for sensitivity and somewhat inconsistent for specificity; based on the 95 percent confidence region, estimates are precise for sensitivity and somewhat imprecise for specificity.

† Based on Appendix F Figure 2, the 95 percent prediction region indicates results are inconsistent; based on the 95 percent confidence region, estimates are imprecise.

‡ Difference between groups in mean YBOCS-BE met threshold considered to be a MCID in only one of two studies.

§ Although results were in same direction of effect (favoring SSRI), only two studies assessed change in ED symptom reduction. Each assessed a different medication using different measures of ED symptom burden (YBOCS-BE vs. EDE-Q) and reported outcomes at slightly different durations (12 vs. 16 weeks), limiting ability to assess consistency for this outcome.

¶ One additional trial (n=42) assessed Fluoxetine 60mg/day for BN and reported no significant difference between groups for ED symptom severity (EDI) and depression (HAM-D), p>0.05

Abbreviations: ADHD: attention deficit hyperactivity disorder; AF-DBT=appetite focused-dialectical behavior therapy; BED: binge eating disorder; BDI=Beck Depression Inventory; BN= bulimia nervosa; CBT=cognitive behavioral therapy; DBT=dialectical behavior therapy; DBT-AF=dialectical behavior therapy, appetite focused; EAT=Eating Attitudes Test; ED= eating disorders; EDE-Q=Eating Disorder Examination Questionnaire; EDI=Eating Disorder Inventory; EDS-PC=Eating Disorder Screen for Primary Care; k=number of studies; HAM-D=Hamilton Depression Rating Scale--Depression; KQ=key question; LDX=lisdexamfetamine; n=number of participants; NA=not applicable; No.=Number; QOL=quality of life; SCARED: Screen for Child Anxiety Related-Emotional Disorders; SMD=standardized mean difference; Sn=sensitivity; Sp=specificity; SSRI=selective serotonin reuptake inhibitor; UK=United Kingdom; YBOCS-BE=Yale–Brown Obsessive Compulsive Scale modified for binge eating.

Detailed Summary of Diagnostic Criteria

Appendix A Table 1 summarizes key diagnostic criteria of eating disorders likely to be undetected and thus relevant to screening in primary care based on the 5th edition of the *Diagnostic and Statistical Manual of Mental Disorders* (DSM-5).¹ Two diagnoses in this diagnostic category of feeding and eating disorders (pica and rumination disorder) are not included because their symptomatology is often readily identifiable and unlikely to benefit from early detection through routine screening.

Detailed Summary of Eating Disorders' Prevalence

Details of study cohorts and results of nationally representative surveys of eating disorders' prevalence in the United States are summarized in **Appendix A Table 2**.

Detailed Summary of Recommendations From Organizations

Appendix A Table 3 summarizes recommendations from other organizations relevant to screening for eating disorders in clinical settings.

Appendix A Table 1. Summary of DSM-5¹ Diagnostic Criteria for Eating Disorders

Diagnosis	Key Diagnostic Criteria
AN subtypes: Restricting type Binge-eating/purging type	<ul style="list-style-type: none"> • Restriction of energy intake relative to requirements, leading to a significantly low body weight in the context of age, sex, developmental trajectory, and physical health. • Intense fear of gaining weight or of becoming fat, or persistent behavior that interferes with weight gain, even though at a significantly low weight. • Disturbance in the way in which one's body weight or shape is experienced, undue influence of body weight or shape on self-evaluation, or persistent lack of recognition of the seriousness of the current low body weight.
BN	<ul style="list-style-type: none"> • Recurrent episodes of binge eating that are characterized by both of the following: <ul style="list-style-type: none"> ○ Eating, in a discrete period of time (e.g., within any 2-hour period), an amount of food that is definitely larger than what most individuals would eat in a similar period of time under similar circumstances ○ A sense of lack of control overeating during the episode (e.g., a feeling that one cannot stop eating or control what or how much one is eating) • Recurrent inappropriate compensatory behaviors to prevent weight gain (e.g., self-induced vomiting; misuse of laxative, diuretics, or other medications; fasting; or excessive exercise) • Self-evaluation is unduly influenced by body shape and weight
BED	<ul style="list-style-type: none"> • Recurrent episodes of binge eating (as defined above) • Binge eating is associated with: <ul style="list-style-type: none"> ○ Eating more rapidly than usual ○ Eating until feeling uncomfortably full ○ Eating large amounts of food when not feeling physically hungry ○ Eating alone because of feeling embarrassed by how much one is eating ○ Feeling disgusted with oneself, depressed, or very guilty afterward • Marked distress about the binge-eating episodes
Other specified feeding and eating disorder	<ul style="list-style-type: none"> • An eating or feeding disturbance that causes clinically significant distress or impairment but does not meet the full criteria for any of the disorders in this diagnostic class. This might include (but is not limited to): <ul style="list-style-type: none"> ○ Atypical AN ○ BN or BED of low frequency or limited duration ○ Purging disorder ○ Night eating syndrome
Avoidant/restrictive food intake disorder	<ul style="list-style-type: none"> • An eating or feeding disturbance (e.g., apparent lack of interest in eating or food, avoidance based on sensory characteristics of food, concern about aversive consequences of eating) associated with one or more of the following: <ul style="list-style-type: none"> ○ Significant weight loss or failure to achieve expected weight gain or faltering growth in children ○ Significant nutritional deficiency ○ Dependent on enteral feeding or oral nutritional supplements ○ Marked interference with psychosocial functioning

Abbreviations: AN=anorexia nervosa; BED=binge-eating disorder; BN=bulimia nervosa; DSM-5=*Diagnostic and Statistical Manual of Mental Disorders* (5th edition).

Appendix A Table 2. Lifetime Prevalence Estimates of Eating Disorders in the United States

Study Cohort	Cohort Description	DSM	Study Population	Lifetime Prevalence % (SE)	Information on Survey Questions
National Comorbidity Replication Survey (NCS-R) ² (n=2,980)	Survey of the U.S. household population (2001 and 2003) based on a multistage clustered-area probability design. English-speaking adults ages 18 years or older. Subsample assessed for eating disorders.	DSM-IV	In the weighted sample ³ Ages 18-34 years: 31.5% Ages 35-49 years: 30.9% Female: 5.30% White: 72.3% Black: 12.4% Hispanic: 11.1%	Women AN: 0.9% (0.3) BN: 1.5% (0.3) BED: 3.5% (0.5) Men AN: 0.3% (0.1) BN: 0.5% (0.3) BED: 2.0% (0.5)	NCS-R diagnoses were based on Version 3.0 of the WHO Composite International Diagnostic Interview (CIDI), a structured lay-administered diagnostic interview that generates diagnoses according to both ICD-10 and DSM-IV criteria. ^{4,*}
National Comorbidity Survey Replication Adolescent Supplement (NCS-A) ⁵ (n=10,123)	Nationally representative survey (2001 and 2004) of U.S. adolescents ages 13 to 17 years, extension of NCS-R. ⁶	DSM-IV	In the weighted sample ³ Age 13: 20.7% Age 17: 18.8% Female: 48.8% White: 65.5% Black: 15.1% Hispanic: 14.4%	Women AN: 0.3% (0.1) BN: 1.3% (0.3) BED: 2.3% (0.4) Men AN: 0.3% (0.1) BN: 0.5% (0.2) BED: 1.3% (0.4)	Although the version of the CIDI used in the NCS-A is very similar to the NCS-R version, a number of important modifications were made for the NCS-A to make sure the instrument was relevant to the special experiences and language of youth. [†]
Collaborative Psychiatric Epidemiology Surveys ⁷ (n=12,337)	Comprising three nationally representative U.S. surveys: NCS-R, National Survey of American Life (NSAL), and National Latino and Asian American Study (NLAAS); NCS-R described above; NSAL is a survey of U.S. adults (2001 and 2003) self-identifying as African American or of Caribbean descent; NLAAS is a nationally representative survey (2001 and 2003) of Latinos and Asian Americans.	DSM-IV	In the weighted sample Ages 18-24: 14-16% Ages 25-34: 19% Ages 35-44: 20-22% Ages 45-54: 19-20% Female: 58.7% White: 58-59% Black: 16-18% Hispanic: 16-20%	Women AN: 0.69% BN: 1.68% BED: 2.97% Men AN: 0.19% BN: 0.55% BED: 1.59%	All three of these surveys used similar versions of the WHO CIDI.

Appendix A Table 2. Lifetime Prevalence Estimates of Eating Disorders in the United States

Study Cohort	Cohort Description	DSM	Study Population	Lifetime Prevalence % (SE)	Information on Survey Questions
National Epidemiologic Survey on Alcohol and Related Conditions (NESARC-III) ⁸ (n=36,309)	Nationally representative survey of non-institutionalized U.S. civilians, age 18 years or older, based on multistage, probabilistic sampling (2012 and 2013).	DSM-V	In the weighted sample ⁹ Ages 18-24: 13.0% Ages 25-34: 17.4% Ages 35-44: 17.1% Ages 45-54: 18.5% Female: 51.9% White: 66.2% Black: 11.6% Hispanic: 14.7%	Women AN: 1.42% (0.12) BN: 0.46% (0.06) BED: 1.25% (0.10) Men AN: 0.12% (0.04) BN: 0.08% (0.03) BED: 0.42% (0.06)	NESARC-III used the National Institute on Alcohol Abuse and Alcoholism Alcohol Use Disorder and Associated Disabilities Interview Schedule-5 (AUDADIS-5) (14) to assess DSM-5–defined psychiatric disorders and their criteria, including AN, BN, and BED. [†]

* Most of the CIDI questions closely paralleled DSM-IV criteria; the exception was BED, where DSM-IV required at least 6 months of regular eating binges compared with CIDI (3 months of symptoms).

[†] For an **AN diagnosis**, respondents were required to meet the following criteria: 1) had a self-reported lowest BMI of 18.5; 2) tried not to gain weight or restricted food intake despite low weight; 3) were afraid of gaining weight or “getting fat” despite low weight; and 4) reported at least one of the following while their BMI was lowest: a) thought they “looked fat,” b) thought their weight or shape was one of the most important things about them, c) did not think they might have been unhealthy, d) did not believe others who thought their weight was unhealthy, or e) were constantly weighing themselves or measuring body parts. For **BN and BED diagnoses**, respondents were required to report recurrent binge eating, which was defined by three criteria: 1) had ever eaten an unusually large amount of food within a 2-hour period, not including during the holidays; 2) had ever eaten unusually large amounts of food, on average, at least once weekly for at least 3 months; and 3) while eating an unusually large amount of food, had felt unable to stop eating or control how much or what they were eating. For a **BN diagnosis**, in addition to meeting criteria for recurrent binge eating, respondents were required to report whether during any of those times that they were binge eating they 1) tried to keep from gaining weight by vomiting; using enemas, laxatives, diuretics, or other medicines; fasting; or exercising excessively; 2) engaged in the weight compensatory behaviors at least once weekly for at least 3 months; or 3) thought their weight or shape was one of the most important things about them. For a **BED diagnosis**, in addition to meeting criteria for recurrent binge eating, respondents were required to report 1) eating an unusually large amount of food that made them very upset and 2) at least three of the following five features during the times they ate unusually large amounts of food: a) eating much more quickly than usual; b) eating until uncomfortably full; c) eating despite not being hungry; d) eating alone because they were embarrassed by how much they were eating; or e) feeling disgusted, depressed, or very guilty about the overeating.

Abbreviations: AN=anorexia nervosa; AUDADIS-5=Associated Disabilities Interview Schedule-5; BED=binge-eating disorder; BMI=body mass index; BN=bulimia nervosa; CIDI=Composite International Diagnostic Interview; DSM-IV=*Statistical Manual of Mental Disorders, Version 4*; ICD-10=International Classification of Diseases, 10th Revision; NCS-A=National Comorbidity Survey Replication Adolescent Supplement; NCS-R=National Comorbidity Replication Survey; NESARC-III=National Epidemiologic Survey on Alcohol and Related Conditions; NLAAS=National Latino and Asian American Study; NSAL=National Survey of American Life; SE=standard error; U.S.=United States; WHO=World Health Organization.

Appendix A Table 3. Current Recommendations From Other Organizations

Organization, Year	Screening Recommendation
AAP, 2020 ¹⁰	Pediatricians should screen for eating disorders by monitoring and assessing risk factors and symptoms at annual and sports physicals. Pediatricians should monitor and identify changes in height, weight, BMI, and vital signs longitudinally. If findings indicate that an eating disorder may be present, the pediatrician should conduct thorough medical and psychological assessments to identify if an eating disorder diagnosis is appropriate. After diagnosis, the pediatrician may continue to monitor the patient, help set weight goals, refer the patient to eating disorder specialists ideally with expertise among this age group, and continue to care for the patient as part of a multidisciplinary team.
ACOG, 2018 ¹¹	ACOG recommends that practitioners be able to identify signs of disordered eating and screen at risk patients, especially considering the presence of many gynecological symptoms, including irregular menstrual cycles, amenorrhea, pelvic pain, atrophic vaginitis, and breast atrophy.
APA, 2012 ¹²	The APA recommends that practitioners working with young athletes pay special attention to disordered eating. Assessment of weight, body image, amenorrhea, and nutrition can help screen and identify athletes suffering from or at risk for eating disorders.
NICE, 2017 ¹³	Patients who present symptoms of eating disorders should be assessed and treated as soon as possible. Guidelines highlight that reliance on screening tools alone, such as SCOFF, is not sufficient for diagnosis.
AED, 2016 ¹⁴	All high-risk patients should be monitored for symptoms of eating disorders, which may present in patients of any age, race, gender, or size. Screening with validated tools, such as SCOFF, can help identify patients who may need treatment or referral to specialty care.
SAHM, 2015 ¹⁵	Guidelines state that medical providers should be able to recognize and diagnose eating disorders in adolescents and young adults and highlight the importance of medical providers in monitoring for medical complications in the context of multidisciplinary care for those with eating disorders.
AACAP, 2015 ¹⁶	AACAP recommends mental health practitioners screen all preteen and adolescent patients for eating disorders through height and weight assessments and screener questions about eating patterns and body image. Concern about these results should lead to referral for further evaluation. For older patients, the following screening instruments are recommended: The Eating Disorder Examination Questionnaire, Eating Disorder Inventory, and Eating Attitudes Test. For younger children, the following screening instruments are recommended: The Kids' Eating Disorder Survey, the Children's Eating Disorder Questionnaire, the Child-Eating Attitudes Test, and the Eating Disorder Inventory for Children.

Abbreviations: AACAP=American Academy of Child and Adolescent Psychiatry; AAP=American Academy of Pediatrics; ACOG=American Congress of Obstetricians and Gynecologists; AED=Academy for Eating Disorders; APA=American Psychological Association; EDI=Eating Disorder Inventory; EDI-C=Eating Disorder Inventory-Children; NICE=National Institute for Health and Care Excellence; SAHM=Society for Adolescent Health and Medicine.

Appendix B1. Original Search Strategies

PubMed, 6/18/2020

Total Unduplicated Yield = 8,570

Screening Benefits (KQ 1) and Harms (KQ 3) Searches

Search	Query	Items Found
#1	"Anorexia"[Mesh] OR "Anorexia Nervosa"[Mesh] OR "Avoidant Restrictive Food Intake Disorder"[Mesh] OR "Binge-Eating Disorder"[Mesh] OR Bulimia[Mesh] OR "Feeding and Eating Disorders"[Mesh:NoExp] OR anorexi*[tiab] OR "avoidant restrictive food intake disorder"[All Fields] OR ARFID[tiab] OR "binge-eating"[tiab] OR bulimia[tiab] OR bulimic[tiab] OR (eating[tiab] AND disorder*[tiab]) OR (feed*[tiab] AND disorder*[tiab]) OR (food*[tiab] AND neophobia*[tiab]) OR "night eating"[tiab] OR "purging disorder"[tiab] OR EDNOS[tiab] OR OSFED[tiab]	75,958
#2	"Surveys and Questionnaires"[Mesh] OR "Psychiatric Status Rating Scales"[Mesh] OR identifying[tiab] OR identification[tiab] OR instrument[tiab] OR instruments[tiab] OR measure[tiab] OR measures[tiab] OR questionnaire[tiab] OR questionnaires[tiab] OR inventory[tiab] OR inventories[tiab] OR scale[tiab] OR scales[tiab] OR screen[tiab] OR screening[tiab]	4,075,629
#3	#1 AND #2	22,089
#4	"Adolescent Binge Eating Scale"[tiab] OR "Eating Attitudes Test"[tiab] OR "EAT-26"[tiab] OR "Eating Disorder Inventory"[tiab] OR "Eating Disorder Screen for Primary Care"[tiab] OR "EDS-PC"[tiab] OR "Primary Care Evaluation of Mental Disorders Patient Health Questionnaire"[tiab] OR SCOFF[tiab] OR "Sick, Control, One, Fat and Food"[tiab] OR "Dutch Eating Behavior Questionnaire"[tiab] OR DEBQ[tiab] OR "Eating Disorder Examination"[tiab] OR "Minnesota Eating Behavior Survey"[tiab] OR "Patient Health Questionnaire"[tiab] OR PHQ[tiab] OR PRIMEMD[tiab] OR "Screening for Disordered Eating"[tiab]	9,472
#5	#1 AND #4	2,683
#6	#3 OR #5	22,285
#7	#3 OR #5 Filters: English	20,911
#8	#3 OR #5 Filters: English, Child: 6-12 years	2,783
#9	#3 OR #5 Filters: English, Adolescent: 13-18 years, Child: 6-12 years	8,454
#10	#3 OR #5 Filters: English, Adult: 19+ years, Child: 6-12 years, Adolescent: 13-18 years	14,932
#11	#7 AND (publisher[sb] OR inprocess[sb] OR pubstatusaheadofprint)	1,239
#12	(#11 AND (adolescent[tiab] OR adolescents[tiab] OR adult[tiab] OR adults[tiab] OR elderly[tiab] OR teen[tiab] OR teens[tiab] OR teenage[tiab] OR teenaged[tiab])) OR (#11 NOT (newborn[tiab] OR newborns[tiab] OR infant[tiab] OR infants[tiab]))	1,178
#13	#10 OR #12	16,103
#14	address[pt] OR "autobiography"[pt] OR "bibliography"[pt] OR "biography"[pt] OR "case control"[tw] OR "case report"[tw] OR "case reports"[tw] OR "case series"[tw] OR "comment"[pt] OR "comment on"[All Fields] OR congress[pt] OR "dictionary"[pt] OR "directory"[pt] OR "editorial"[pt] OR "festschrift"[pt] OR "historical article"[pt] OR "interview"[pt] OR lecture[pt] OR "legal case"[pt] OR "legislation"[pt] OR letter[pt] OR "news"[pt] OR "newspaper article"[pt] OR "patient education handout"[pt] OR "periodical index"[pt] OR ("Animals"[Mesh] NOT "Humans"[Mesh]) OR rats[tw] OR cow[tw] OR cows[tw] OR chicken[tw] OR chickens[tw] OR horse[tw] OR horses[tw] OR mice[tw] OR mouse[tw] OR bovine[tw] OR sheep OR ovine OR murine OR murinae	10,584,173
#15	#13 NOT #14	14,483
#16	"Randomized Controlled Trial"[Publication Type] OR "Single-Blind Method"[MeSH] OR "Double-Blind Method"[MeSH] OR "Random Allocation"[MeSH] OR ((randomized[title/abstract] OR randomised[title/abstract]) AND controlled[title/abstract] AND trial[title/abstract])	696,278
#17	#15 AND #16	1,415
#18	"Observational Study"[Publication Type] OR "Prospective Studies"[Mesh] OR "Cohort Studies"[Mesh] OR "observational study"[tiab] OR "observational studies"[tiab] OR prospective*[tiab] OR cohort*[tiab]	2,545,433
#19	#15 AND #18	3,083
#20	#19 NOT #17	2,743

Appendix B1. Original Search Strategies

Screening Test Accuracy (KQ 2)

Search	Query	Items Found
#1	"Anorexia"[Mesh] OR "Anorexia Nervosa"[Mesh] OR "Avoidant Restrictive Food Intake Disorder"[Mesh] OR "Binge-Eating Disorder"[Mesh] OR Bulimia[Mesh] OR "Feeding and Eating Disorders"[Mesh:NoExp] OR anorexi*[tiab] OR "avoidant restrictive food intake disorder"[All Fields] OR ARFID[tiab] OR "binge-eating"[tiab] OR bulimia[tiab] OR bulimic[tiab] OR (eating[tiab] AND disorder*[tiab]) OR (feed*[tiab] AND disorder*[tiab]) OR (food*[tiab] AND neophobia*[tiab]) OR "night eating"[tiab] OR "purging disorder"[tiab] OR EDNOS[tiab] OR OSFED[tiab]	75,958
#2	"Surveys and Questionnaires"[Mesh] OR "Psychiatric Status Rating Scales"[Mesh] OR identifying[tiab] OR identification[tiab] OR instrument[tiab] OR instruments[tiab] OR measure[tiab] OR measures[tiab] OR questionnaire[tiab] OR questionnaires[tiab] OR inventory[tiab] OR inventories[tiab] OR scale[tiab] OR scales[tiab] OR screen[tiab] OR screening[tiab]	4,075,629
#3	#1 AND #2	22,089
#4	"Adolescent Binge Eating Scale"[tiab] OR "Eating Attitudes Test"[tiab] OR "EAT-26"[tiab] OR "Eating Disorder Inventory"[tiab] OR "Eating Disorder Screen for Primary Care"[tiab] OR "EDS-PC"[tiab] OR "Primary Care Evaluation of Mental Disorders Patient Health Questionnaire"[tiab] OR SCOFF[tiab] OR "Sick, Control, One, Fat and Food"[tiab] OR "Dutch Eating Behavior Questionnaire"[tiab] OR DEBQ[tiab] OR "Eating Disorder Examination"[tiab] OR "Minnesota Eating Behavior Survey"[tiab] OR "Patient Health Questionnaire"[tiab] OR PHQ[tiab] OR PRIMEMD[tiab] OR "Screening for Disordered Eating"[tiab]	9,472
#5	#1 AND #4	2,683
#6	#3 OR #5	22,285
#7	#3 OR #5 Filters: English	20,911
#8	#3 OR #5 Filters: English, Child: 6-12 years	2,783
#9	#3 OR #5 Filters: English, Adolescent: 13-18 years, Child: 6-12 years	8,454
#10	#3 OR #5 Filters: English, Adult: 19+ years, Child: 6-12 years, Adolescent: 13-18 years	14,932
#11	#7 AND (publisher[sb] OR inprocess[sb] OR pubstatusaheadofprint)	1,239
#12	(#11 AND (adolescent[tiab] OR adolescents[tiab] OR adult[tiab] OR adults[tiab] OR elderly[tiab] OR teen[tiab] OR teens[tiab] OR teenage[tiab] OR teenage[tiab]) OR (#11 NOT (newborn[tiab] OR newborns[tiab] OR infant[tiab] OR infants[tiab])))	1,178
#13	#10 OR #12	16,103
#14	address[pt] OR "autobiography"[pt] OR "bibliography"[pt] OR "biography"[pt] OR "comment"[pt] OR "comment on"[All Fields] OR congress[pt] OR "dictionary"[pt] OR "directory"[pt] OR "editorial"[pt] OR "festschrift"[pt] OR "historical article"[pt] OR "interview"[pt] OR lecture[pt] OR "legal case"[pt] OR "legislation"[pt] OR letter[pt] OR "news"[pt] OR "newspaper article"[pt] OR "patient education handout"[pt] OR "periodical index"[pt] OR ("Animals"[Mesh] NOT "Humans"[Mesh]) OR rats[tw] OR cow[tw] OR cows[tw] OR chicken[tw] OR chickens[tw] OR horse[tw] OR horses[tw] OR mice[tw] OR mouse[tw] OR bovine[tw] OR sheep OR ovine OR murine OR murinae	8,308,838
#15	#13 NOT #14	15,938
#16	"Sensitivity and Specificity"[Mesh] OR "Predictive Value of Tests"[Mesh] OR "ROC Curve"[Mesh] OR "Reproducibility of Results"[Mesh] OR "False Negative Reactions"[Mesh] OR "False Positive Reactions"[Mesh] OR "predictive value"[tw] OR sensitivity[tw] OR specificity[tw] OR accuracy[tw] OR ROC[tw] OR reproducib*[tw] OR "false positive"[tw] OR "false negative"[tw] OR "likelihood ratio"[tw]	2,529,966
#17	#15 AND #16	2,085

Appendix B1. Original Search Strategies

Intervention Benefits (KQ 4) and Harms (KQ 5)

Search	Query	Items Found
#1	"Anorexia"[Mesh] OR "Anorexia Nervosa"[Mesh] OR "Avoidant Restrictive Food Intake Disorder"[Mesh] OR "Binge-Eating Disorder"[Mesh] OR "Bulimia"[Mesh] OR "Feeding and Eating Disorders"[Mesh:NoExp] OR anorexi*[tiab] OR "avoidant restrictive food intake disorder"[All Fields] OR ARFID[tiab] OR "binge-eating"[tiab] OR bulimia[tiab] OR bulimic[tiab] OR (eating[tiab] AND disorder*[tiab]) OR (feed*[tiab] AND disorder*[tiab]) OR (food*[tiab] AND neophobia*[tiab]) OR "night eating"[tiab] OR "purging disorder"[tiab] OR EDNOS[tiab] OR OSFED[tiab]	75,992
#2	"Cognitive Behavioral Therapy"[Mesh] OR "Dialectical Behavior Therapy"[Mesh] OR "Distance Counseling"[Mesh] OR "Emotion-Focused Therapy"[Mesh] OR "Family Therapy"[Mesh] OR "Internet-Based Intervention"[Mesh] OR Meditation[Mesh] OR Mindfulness[Mesh] OR "Physical Therapy Modalities"[Mesh] OR CBT[tiab] OR "cognitive behavior therapy"[tiab] OR "cognitive behavioral therapy"[tiab] OR "cognitive analytic therapy"[tiab] OR "cognitive orientation therapy"[tiab] OR "Dialectical Behavior Therapy"[tiab] OR "e-therapy"[tiab] OR (emotion*[tiab] AND therap*[tiab]) OR "exposure and response prevention therapy"[All Fields] OR "Family Therapy"[tiab] OR "group therapy"[tiab] OR "internet-based intervention*[tiab] OR meditation[tiab] OR "Maudsley Method"[tiab] OR mindfulness[tiab] OR (nutrition*[tiab] AND counsel*[tiab]) OR "physical therapy"[tiab] OR psychotherap*[tiab]	276,952
#3	#1 AND #2	4,869
#4	"drug therapy"[Subheading] OR "Early Medical Intervention"[Mesh] OR "Therapeutics"[Mesh] OR "therapy"[Subheading] OR treatment* OR intervention*[tiab] OR pharmacotherap*[tiab]	11,098,758
#5	#1 AND #4	42,286
#6	"Antidepressive Agents, Second-Generation"[Mesh] OR ("Antipsychotic Agents"[Mesh] AND atypical) OR (antidepressant*[tiab] AND "second-generation"[tiab] OR (antidepressive* AND "second-generation"[tiab]) OR "atypical antipsychotic*[tiab] OR lisdexamfetamine OR topiramate	24,534
#7	#1 AND #6	514
#8	#3 OR #5 OR #7	42,658
#9	#3 OR #5 Filters: English	37,423
#10	#3 OR #5 Filters: English, Child: 6-12 years	4,000
#11	#3 OR #5 Filters: English, Adolescent: 13-18 years, Child: 6-12 years	9,856
#12	#3 OR #5 Filters: English, Adult: 19+ years, Child: 6-12 years, Adolescent: 13-18 years	20,296
#13	#9 AND (publisher[sb] OR inprocess[sb] OR pubstatusaheadofprint)	1,713
#14	(#13 AND (adolescent[tiab] OR adolescents[tiab] OR adult[tiab] OR adults[tiab] OR elderly[tiab] OR teen[tiab] OR teens[tiab] OR teenage[tiab] OR teenaged[tiab])) OR (#13 NOT (newborn[tiab] OR newborns[tiab] OR infant[tiab] OR infants[tiab]))	1,639
#15	#12 OR #14	21,935
#16	address[pt] OR "autobiography"[pt] OR "bibliography"[pt] OR "biography"[pt] OR "case control"[tw] OR "case report"[tw] OR "case reports"[tw] OR "case series"[tw] OR "comment"[pt] OR "comment on"[All Fields] OR congress[pt] OR "cross-sectional"[tw] OR "dictionary"[pt] OR "directory"[pt] OR "editorial"[pt] OR "festschrift"[pt] OR "historical article"[pt] OR "interview"[pt] OR lecture[pt] OR "legal case"[pt] OR "legislation"[pt] OR letter[pt] OR "news"[pt] OR "newspaper article"[pt] OR "patient education handout"[pt] OR "periodical index"[pt] OR ("Animals"[Mesh] NOT "Humans"[Mesh]) OR rats[tw] OR cow[tw] OR cows[tw] OR chicken[tw] OR chickens[tw] OR horse[tw] OR horses[tw] OR mice[tw] OR mouse[tw] OR bovine[tw] OR sheep OR ovine OR murine OR murinae	11,016,403
#17	#15 NOT #16	16,165
#18	"Randomized Controlled Trial"[Publication Type] OR "Single-Blind Method"[MeSH] OR "Double-Blind Method"[MeSH] OR "Random Allocation"[MeSH] OR ((randomized[title/abstract] OR randomised[title/abstract]) AND controlled[title/abstract] AND trial[title/abstract])	696,607
#19	#17 AND #18	2,327
#20	"Observational Study"[Publication Type] OR "Prospective Studies"[Mesh] OR "Cohort Studies"[Mesh] OR "observational study"[tiab] OR "observational studies"[tiab] OR prospective*[tiab] OR cohort*[tiab]	2,547,404
#21	#17 AND #20	3,959
#22	#21 NOT #19	3,395

Cochrane Review, 6/20/2020

KQ 2 Search for Diagnostic Accuracy, 6/20/2020

All results are trials = 269; 179 imported

Search Number	String	Yield
#1	[mh "Anorexia"] OR [mh "Anorexia Nervosa"] OR [mh "Avoidant Restrictive Food Intake Disorder"] OR [mh "Binge-Eating Disorder"] OR [mh Bulimia] OR [mh ^"Feeding and Eating Disorders"] OR anorexi*:ti,ab OR "avoidant restrictive food intake disorder":ti,ab,kw OR ARFID:ti,ab OR "binge-eating":ti,ab OR bulimia:ti,ab OR bulimic:ti,ab OR (eating:ti,ab AND disorder*:ti,ab) OR (feed*:ti,ab AND disorder*:ti,ab) OR (food*:ti,ab AND neophobia*:ti,ab) OR "night eating":ti,ab OR "purging disorder":ti,ab OR EDNOS:ti,ab OR OSFED:ti,ab	8581
#2	[mh "Surveys and Questionnaires"] OR [mh "Psychiatric Status Rating Scales"] OR identifying:ti,ab OR identification:ti,ab OR instrument:ti,ab OR instruments:ti,ab OR measure:ti,ab OR measures:ti,ab OR questionnaire:ti,ab OR questionnaires:ti,ab OR inventory:ti,ab OR inventories:ti,ab OR scale:ti,ab OR scales:ti,ab OR screen:ti,ab OR screening:ti,ab	433635
#3	#1 AND #2	3978
#4	"Adolescent Binge Eating Scale":ti,ab OR "Eating Attitudes Test":ti,ab OR "EAT-26":ti,ab OR "Eating Disorder Inventory":ti,ab OR "Eating Disorder Screen for Primary Care":ti,ab OR "EDS-PC":ti,ab OR "Primary Care Evaluation of Mental Disorders Patient Health Questionnaire":ti,ab OR SCOFF:ti,ab OR "Sick, Control, One, Fat and Food":ti,ab OR "Dutch Eating Behavior Questionnaire":ti,ab OR DEBQ:ti,ab OR "Eating Disorder Examination":ti,ab OR "Minnesota Eating Behavior Survey":ti,ab OR "Patient Health Questionnaire":ti,ab OR PHQ:ti,ab OR PRIMEMD:ti,ab OR "Screening for Disordered Eating":ti,ab	2944
#5	#1 AND #4	523
#6	#3 OR #5	4015
#7	[mh child] OR [mh adolescent] OR [mh adult]	120404
#8	#6 AND #7	633
#9	(#6 AND (adolescent:ti,ab OR adolescents:ti,ab OR adult:ti,ab OR adults:ti,ab OR elderly:ti,ab OR teen:ti,ab OR teens:ti,ab OR teenage:ti,ab OR teenaged:ti,ab)) OR (#6 NOT (newborn:ti,ab OR newborns:ti,ab OR infant:ti,ab OR infants:ti,ab))	3869
#10	#8 OR #9	3870
#11	address:pt OR "autobiography":pt OR "bibliography":pt OR "biography":pt OR "case control" OR "case report" OR "case reports" OR "case series" OR "comment":pt OR "comment on" OR congress:pt OR "cross-sectional" OR "dictionary":pt OR "directory":pt OR "editorial":pt OR "festschrift":pt OR "historical article":pt OR "interview":pt OR lecture:pt OR "legal case":pt OR "legislation":pt OR letter:pt OR "news":pt OR "newspaper article":pt OR "patient education handout":pt OR "periodical index":pt OR "retrospective cohort" OR ([mh "Animals"] NOT [mh "Humans"]) OR rats OR cow OR cows OR chicken OR chickens OR horse OR horses OR mice OR mouse OR bovine OR sheep OR ovine OR murine OR murinae	65740
#12	#10 NOT #11	3714
#13	[mh "Sensitivity and Specificity"] OR [mh "Predictive Value of Tests"] OR [mh "ROC Curve"] OR [mh "Reproducibility of Results"] OR [mh "False Negative Reactions"] OR [mh "False Positive Reactions"] OR "predictive value":ti,ab,kw OR sensitivity:ti,ab,kw OR specificity:ti,ab,kw OR accuracy:ti,ab,kw OR ROC:ti,ab,kw OR reproducib*:ti,ab,kw OR "false positive":ti,ab,kw OR "false negative":ti,ab,kw OR "likelihood ratio":ti,ab,kw	92405
#14	#12 AND #13	269
#15	[mh "Anorexia"] OR [mh "Anorexia Nervosa"] OR [mh "Avoidant Restrictive Food Intake Disorder"] OR [mh "Binge-Eating Disorder"] OR [mh Bulimia] OR [mh ^"Feeding and Eating Disorders"] OR anorexi*:ti,ab OR "avoidant restrictive food intake disorder":ti,ab,kw OR ARFID:ti,ab OR "binge-eating":ti,ab OR bulimia:ti,ab OR bulimic:ti,ab OR (eating:ti,ab AND disorder*:ti,ab) OR (feed*:ti,ab AND disorder*:ti,ab) OR (food*:ti,ab AND neophobia*:ti,ab) OR "night eating":ti,ab OR "purging disorder":ti,ab OR EDNOS:ti,ab OR OSFED:ti,ab	8581

Appendix B1. Original Search Strategies

Cochrane Library, Screening, 6/20/2020

RCTs = 2,993; 1,735 imported

Observational (all are controlled trials): 34; 13 imported

Search Number	String	Yield
#1	[mh "Anorexia"] OR [mh "Anorexia Nervosa"] OR [mh "Avoidant Restrictive Food Intake Disorder"] OR [mh "Binge-Eating Disorder"] OR [mh Bulimia] OR [mh ^"Feeding and Eating Disorders"] OR anorexi*:ti,ab OR "avoidant restrictive food intake disorder":ti,ab,kw OR ARFID:ti,ab OR "binge-eating":ti,ab OR bulimia:ti,ab OR bulimic:ti,ab OR (eating:ti,ab AND disorder*:ti,ab) OR (feed*:ti,ab AND disorder*:ti,ab) OR (food*:ti,ab AND neophobia*:ti,ab) OR "night eating":ti,ab OR "purging disorder":ti,ab OR EDNOS:ti,ab OR OSFED:ti,ab	8581
#2	[mh "Surveys and Questionnaires"] OR [mh "Psychiatric Status Rating Scales"] OR identifying:ti,ab OR identification:ti,ab OR instrument:ti,ab OR instruments:ti,ab OR measure:ti,ab OR measures:ti,ab OR questionnaire:ti,ab OR questionnaires:ti,ab OR inventory:ti,ab OR inventories:ti,ab OR scale:ti,ab OR scales:ti,ab OR screen:ti,ab OR screening:ti,ab	433635
#3	#1 AND #2	3978
#4	"Adolescent Binge Eating Scale":ti,ab OR "Eating Attitudes Test":ti,ab OR "EAT-26":ti,ab OR "Eating Disorder Inventory":ti,ab OR "Eating Disorder Screen for Primary Care":ti,ab OR "EDS-PC":ti,ab OR "Primary Care Evaluation of Mental Disorders Patient Health Questionnaire":ti,ab OR SCOFF:ti,ab OR "Sick, Control, One, Fat and Food":ti,ab OR "Dutch Eating Behavior Questionnaire":ti,ab OR DEBQ:ti,ab OR "Eating Disorder Examination":ti,ab OR "Minnesota Eating Behavior Survey":ti,ab OR "Patient Health Questionnaire":ti,ab OR PHQ:ti,ab OR PRIMEMD:ti,ab OR "Screening for Disordered Eating":ti,ab	2944
#5	#1 AND #4	523
#6	#3 OR #5	4015
#7	[mh child] OR [mh adolescent] OR [mh adult]	120404
#8	#6 AND #7	633
#9	(#6 AND (adolescent:ti,ab OR adolescents:ti,ab OR adult:ti,ab OR adults:ti,ab OR elderly:ti,ab OR teen:ti,ab OR teens:ti,ab OR teenage:ti,ab OR teenaged:ti,ab)) OR (#6 NOT (newborn:ti,ab OR newborns:ti,ab OR infant:ti,ab OR infants:ti,ab))	3869
#10	#8 OR #9	3870
#11	address:pt OR "autobiography":pt OR "bibliography":pt OR "biography":pt OR "case control" OR "case report" OR "case reports" OR "case series" OR "comment":pt OR "comment on" OR congress:pt OR "cross-sectional" OR "dictionary":pt OR "directory":pt OR "editorial":pt OR "festschrift":pt OR "historical article":pt OR "interview":pt OR lecture:pt OR "legal case":pt OR "legislation":pt OR letter:pt OR "news":pt OR "newspaper article":pt OR "patient education handout":pt OR "periodical index":pt OR "retrospective cohort" OR ([mh "Animals"]) NOT [mh "Humans"]) OR rats OR cow OR cows OR chicken OR chickens OR horse OR horses OR mice OR mouse OR bovine OR sheep OR ovine OR murine OR murinae	65740
#12	#10 NOT #11	3714
#13	#12 AND ("randomized controlled trial":pt OR "randomized controlled trial as topic":pt OR "single-blind method":pt OR "double-blind method":pt OR "random allocation":pt OR (random* AND control* AND trial*) OR "single-blind" OR "double-blind" OR (random* AND allocat*))	2993
#14	#12 AND ([mh "Cohort Studies"] OR [mh "Follow-Up Studies"] OR "prospective cohort" OR [mh "prospective studies"] OR (prospective* AND cohort AND (study OR studies)) OR (cohort AND (study OR studies)) OR ("follow-up" AND (study OR studies)))	372
#15	#14 NOT #13	34

Appendix B1. Original Search Strategies

Cochrane Library, Interventions, 6/23/2020

RCTs = 2,134; **316** imported

Observational Studies (all are also trials): 564; **11** imported

Search Number	String	Yield
#1	[mh "Anorexia"] OR [mh "Anorexia Nervosa"] OR [mh "Avoidant Restrictive Food Intake Disorder"] OR [mh "Binge-Eating Disorder"] OR [mh Bulimia] OR [mh ^"Feeding and Eating Disorders"] OR anorexi*:ti,ab OR "avoidant restrictive food intake disorder":ti,ab,kw OR ARFID:ti,ab OR "binge-eating":ti,ab OR bulimia:ti,ab OR bulimic:ti,ab OR (eating:ti,ab AND disorder*:ti,ab) OR (feed*:ti,ab AND disorder*:ti,ab) OR (food*:ti,ab AND neophobia*:ti,ab) OR "night eating":ti,ab OR "purging disorder":ti,ab OR EDNOS:ti,ab OR OSFED:ti,ab	8581
#2	[mh "Cognitive Behavioral Therapy"] OR [mh "Dialectical Behavior Therapy"] OR [mh "Distance Counseling"] OR [mh "Emotion-Focused Therapy"] OR [mh "Family Therapy"] OR [mh "Internet-Based Intervention"] OR [mh Meditation] OR [mh Mindfulness] OR [mh "Physical Therapy Modalities"] OR CBT:ti,ab OR "cognitive behavior therapy":ti,ab OR "cognitive behavioral therapy":ti,ab OR "cognitive analytic therapy":ti,ab OR "cognitive orientation therapy":ti,ab OR "Dialectical Behavior Therapy":ti,ab OR e-therapy:ti,ab OR (emotion*:ti,ab AND therap*:ti,ab) OR "exposure and response prevention therapy":ti,ab OR "Family Therapy":ti,ab OR "group therapy":ti,ab OR "internet-based intervention":ti,ab OR meditation:ti,ab OR "Maudsley Method":ti,ab OR mindfulness:ti,ab OR (nutrition*:ti,ab AND counsel*:ti,ab) OR "physical therapy":ti,ab OR psychotherap*:ti,ab	63662
#3	#1 AND #2	1666
#4	[mh /DT] OR [mh "Early Medical Intervention"] OR [mh Therapeutics] OR [mh /TH] OR treatment* OR intervention*:ti,ab OR pharmacotherap*:ti,ab	1070790
#5	#1 AND #4	7147
#6	[mh "Antidepressive Agents, Second-Generation"] OR ([mh "Antipsychotic Agents"] AND atypical) OR (antidepressant*:ti,ab AND "second-generation":ti,ab) OR (antidepressive* AND "second-generation":ti,ab) OR "atypical antipsychotic":ti,ab OR lisdexamfetamine OR topiramate	4560
#7	#1 AND #6	175
#8	#3 OR #5 OR #7	7248
#9	(#8 AND (adolescent:ti,ab OR adolescents:ti,ab OR adult:ti,ab OR adults:ti,ab OR elderly:ti,ab OR teen:ti,ab OR teens:ti,ab OR teenage:ti,ab OR teenaged:ti,ab)) OR (#8 NOT (newborn:ti,ab OR newborns:ti,ab OR infant:ti,ab OR infants:ti,ab))	7013
#10	#8 AND ([mh child] OR [mh adolescent] OR [mh adult])	983
#11	#9 OR #10	7017
#12	Address:pt OR "autobiography":pt OR "bibliography":pt OR "biography":pt OR "case control" OR "case report" OR "case reports" OR "case series" OR "comment":pt OR "comment on" OR congress:pt OR "cross-sectional" OR "dictionary":pt OR "directory":pt OR "editorial":pt OR "festschrift":pt OR "historical article":pt OR "interview":pt OR lecture:pt OR "legal case":pt OR "legislation":pt OR letter:pt OR "news":pt OR "newspaper article":pt OR "patient education handout":pt OR "periodical index":pt OR "retrospective cohort" OR ([mh "Animals"] NOT [mh "Humans"]) OR rats OR cow OR cows OR chicken OR chickens OR horse OR horses OR mice OR mouse OR bovine OR sheep OR ovine OR murine OR murinae	65742
#13	#11 NOT #12	6698
#14	"randomized controlled trial":pt OR "randomized controlled trial as topic":pt OR "single-blind method":pt OR "double-blind method":pt OR "random allocation":pt	486307
#15	#13 AND #14	2134
#16	[mh "Cohort Studies"] OR [mh "Follow-Up Studies"] OR "prospective cohort" OR [mh "prospective studies"] OR (prospective* AND cohort AND (study OR studies))	156405
#17	#13 AND #16	564

Appendix B1. Original Search Strategies

PsycInfo, all searches done 6/22/2020

KQ 2 Search for Diagnostic Accuracy, 6/22/2020

Results: 3,168; 2,109 imported

#	Query	Limiters/Expanders	Results
S1	DE "Anorexia Nervosa" OR "Avoidant Restrictive Food Intake Disorder" OR DE "Binge Eating" OR DE "Binge Eating Disorder" OR DE "Bulimia" OR DE "Feeding Disorders" OR anorexi* OR "avoidant restrictive food intake disorder" OR ARFID OR "binge-eating" OR "binge eating" OR bulimia OR bulimic OR (eating AND disorder*) OR (feed* AND disorder*) OR (food* AND neophobia*) OR "night eating" OR "purging disorder" OR EDNOS OR OSFED	Search modes - Boolean/Phrase	73,015
S2	DE "Surveys" OR DE "Consumer Surveys" OR DE "Mail Surveys" OR DE "Online Surveys" OR DE "Questionnaires" OR DE "Telephone Surveys" OR DE "Psychiatric Evaluation" OR DE "Screening Tests" OR DE "Psychological Screening Inventory" OR questionnaire OR questionnaires OR identifying OR identification OR instrument OR instruments OR inventory OR inventories OR measure OR measures OR scale OR scales OR screen OR screening	Search modes - Boolean/Phrase	1,526,313
S3	S1 AND S2	Search modes - Boolean/Phrase	33,494
S4	"Adolescent Binge Eating Scale" OR "Eating Attitudes Test" OR "EAT-26" OR "Eating Disorder Inventory" OR "Eating Disorder Screen for Primary Care" OR "EDS-PC" OR "Primary Care Evaluation of Mental Disorders Patient Health Questionnaire" OR SCOFF OR "Sick, Control, One, Fat and Food" OR "Dutch Eating Behavior Questionnaire" OR DEBQ OR "Eating Disorder Examination" OR "Minnesota Eating Behavior Survey" OR "Patient Health Questionnaire" OR PHQ OR PRIMEMD OR "Screening for Disordered Eating"	Search modes - Boolean/Phrase	11,646
S5	S1 AND S4	Search modes - Boolean/Phrase	6,909
S6	S3 OR S5	Search modes - Boolean/Phrase	33,783
S7	S6	Limiters - English; Boolean/Phrase	32,049
S8	S7	Limiters - Age Groups: School Age (6-12 yrs), Adolescence (13-17 yrs), Adulthood (18 yrs & older) Search modes - Boolean/Phrase	26,131
S9	(S7 AND (adolescent OR adolescents OR adult OR adults OR elderly OR teen OR teens OR teenage OR teenaged)) OR (S7 NOT (newborn OR newborns OR infant OR infants))	Search modes - Boolean/Phrase	30,274
S10	S8 OR S9	Expanders - Apply equivalent subjects Search modes - Boolean/Phrase	31,728
S11	PZ Abstract Collection OR PZ Bibliography OR PZ Column/Opinion OR PZ Comment/Reply OR PZ Editorial OR PZ Encyclopedia Entry OR PZ Letter OR PZ Obituary OR PZ Poetry OR rats OR cow OR cows OR chicken OR chickens OR horse OR horses OR mice OR mouse OR bovine OR sheep OR ovine OR murine OR murinae	Expanders - Apply equivalent subjects Search modes - Boolean/Phrase	465,772
S12	S10 NOT S11	Expanders - Apply equivalent subjects Search modes - Boolean/Phrase	30,783

Appendix B1. Original Search Strategies

#	Query	Limiters/Expanders	Results
S13	S12 NOT (PO Animal NOT PO Human)	Expanders - Apply equivalent subjects Search modes - Boolean/Phrase	30,705
S14	"predictive value" OR sensitivity OR specificity OR accuracy OR ROC OR reproducib* OR "false positive" OR "false negative" OR "likelihood ratio"	Expanders - Apply equivalent subjects Search modes - Boolean/Phrase	271,247
S15	S13 AND S14	Expanders - Apply equivalent subjects Search modes - Boolean/Phrase	3,168

PsycInfo, Screening, 6/22/2020

RCTs = 1,519; **1,122** imported

Observational Studies = 2,304; **1,551** imported

#	Query	Limiters/Expanders	Results
S1	DE "Anorexia Nervosa" OR "Avoidant Restrictive Food Intake Disorder" OR DE "Binge Eating" OR DE "Binge Eating Disorder" OR DE "Bulimia" OR DE "Feeding Disorders" OR anorexi* OR "avoidant restrictive food intake disorder" OR ARFID OR "binge-eating" OR "binge eating" OR bulimia OR bulimic OR (eating AND disorder*) OR (feed* AND disorder*) OR (food* AND neophobia*) OR "night eating" OR "purging disorder" OR EDNOS OR OSFED	Search modes - Boolean/Phrase	73,015
S2	DE "Surveys" OR DE "Consumer Surveys" OR DE "Mail Surveys" OR DE "Online Surveys" OR DE "Questionnaires" OR DE "Telephone Surveys" OR DE "Psychiatric Evaluation" OR DE "Screening Tests" OR DE "Psychological Screening Inventory" OR questionnaire OR questionnaires OR identifying OR identification OR instrument OR instruments OR inventory OR inventories OR measure OR measures OR scale OR scales OR screen OR screening	Search modes - Boolean/Phrase	1,526,313
S3	S1 AND S2	Search modes - Boolean/Phrase	33,494
S4	"Adolescent Binge Eating Scale" OR "Eating Attitudes Test" OR "EAT-26" OR "Eating Disorder Inventory" OR "Eating Disorder Screen for Primary Care" OR "EDS-PC" OR "Primary Care Evaluation of Mental Disorders Patient Health Questionnaire" OR SCOFF OR "Sick, Control, One, Fat and Food" OR "Dutch Eating Behavior Questionnaire" OR DEBQ OR "Eating Disorder Examination" OR "Minnesota Eating Behavior Survey" OR "Patient Health Questionnaire" OR PHQ OR PRIMEMD OR "Screening for Disordered Eating"	Search modes - Boolean/Phrase	11,646
S5	S1 AND S4	Search modes - Boolean/Phrase	6,909
S6	S3 OR S5	Search modes - Boolean/Phrase	33,783
S7	S6	Limiters - English; Boolean/Phrase	32,049
S8	S7	Limiters - Age Groups: School Age (6-12 yrs), Adolescence (13-17 yrs), Adulthood (18 yrs & older) Search modes - Boolean/Phrase	26,131

Appendix B1. Original Search Strategies

#	Query	Limiters/Expanders	Results
S9	(S7 AND (adolescent OR adolescents OR adult OR adults OR elderly OR teen OR teens OR teenage OR teenaged)) OR (S7 NOT (newborn OR newborns OR infant OR infants))	Search modes - Boolean/Phrase	31,460
S10	S8 OR S9	Search modes - Boolean/Phrase	31,728
S11	PZ Abstract Collection OR PZ Bibliography OR PZ Column/Opinion OR PZ Comment/Reply OR PZ Editorial OR PZ Encyclopedia Entry OR PZ Letter OR PZ Obituary OR PZ Poetry OR rats OR cow OR cows OR chicken OR chickens OR horse OR horses OR mice OR mouse OR bovine OR sheep OR ovine OR murine OR murinae	Search modes - Boolean/Phrase	465,772
S12	S10 NOT S11	Search modes - Boolean/Phrase	31,310
S13	S12 NOT (PO Animal NOT PO Human)	Expanders - Apply equivalent subjects Search modes - Boolean/Phrase	30,705
S14	DE "Randomized Controlled Trials" OR "Single-Blind" OR "Double-Blind" OR "Random Allocation" OR ((randomized OR randomised) AND controlled AND trial)	Search modes - Boolean/Phrase	78,358
S15	S13 AND S14	Search modes - Boolean/Phrase	1,519
S16	DE "Observation Methods" OR DE "Direct Observation" OR DE "Prospective Studies" OR DE "Cohort Analysis" OR "observational study" OR "observational studies" OR prospective* OR cohort*	Search modes - Boolean/Phrase	162,174
S17	S13 AND S16	Search modes - Boolean/Phrase	2,402
S18	S17 NOT S15	Search modes - Boolean/Phrase	2,304

Appendix B1. Original Search Strategies

PsycInfo, Interventions, 6/22/2020

Line S17 - RCTs = 1,834; **470** imported

Line S20 - Observational Studies = 1,508; **398** imported

#	Query	Limiters/Expanders	Results
S1	DE "Anorexia Nervosa" OR "Avoidant Restrictive Food Intake Disorder" OR DE "Binge Eating" OR DE "Binge Eating Disorder" OR DE "Bulimia" OR DE "Feeding Disorders" OR anorexi* OR "avoidant restrictive food intake disorder" OR ARFID OR "binge-eating" OR "binge eating" OR bulimia OR bulimic OR (eating AND disorder*) OR (feed* AND disorder*) OR (food* AND neophobia*) OR "night eating" OR "purging disorder" OR EDNOS OR OSFED	Search modes - Boolean/Phrase	73,015
S2	DE "Cognitive Behavior Therapy" OR DE "Cognitive Restructuring" OR DE "Dialectical Behavior Therapy" OR DE "Emotion Focused Therapy" OR DE "Family Therapy" OR DE "Group Psychotherapy" OR DE "Encounter Group Therapy" OR DE "Therapeutic Community" OR DE "Meditation" OR DE "Mindfulness" OR DE "Mindfulness-Based Interventions" OR DE "Online Therapy" OR DE "Physical Therapy" OR DE "Psychotherapeutic Counseling" OR DE "Psychotherapy" OR CBT OR "cognitive behavior therapy" OR "cognitive behavioral therapy" OR "cognitive analytic therapy" OR "cognitive orientation therapy" OR "Dialectical Behavior Therapy" OR "distance counseling" OR "e-therapy" OR (emotion* AND therap*) OR "exposure and response prevention therapy" OR "Family Therapy" OR "group therapy" OR "internet-based intervention*" OR meditation OR "Maudsley Method" OR mindfulness OR (nutrition* AND counsel*) OR "physical therapy" OR psychotherap*	Search modes - Boolean/Phrase	392,450
S3	S1 AND S2	Search modes - Boolean/Phrase	12,948
S4	DE "Drug Therapy" OR DE "Early Intervention" OR DE "Intervention" OR DE "Prescribing (Drugs)" OR "drug therapy" OR therapeutics OR therapy OR treatment* OR intervention* OR pharmacotherap*	Search modes - Boolean/Phrase	1,383,885
S5	S1 AND S4	Search modes - Boolean/Phrase	38,158
S6	DE "Antidepressant Drugs" OR ((DE "Neuroleptic Drugs" OR DE "Aripiprazole" OR DE "Clozapine" OR DE "Molindone" OR DE "Nialamide" OR DE "Olanzapine" OR DE "Quetiapine" OR DE "Reserpine" OR DE "Risperidone" OR DE "Spiroperidol" OR DE "Sulpiride" OR DE "Tetrabenazine") AND atypical) OR "atypical antipsychotic*" OR lisdexamfetamine OR topiramate	Search modes - Boolean/Phrase	29,682
S7	S1 AND S6	Search modes - Boolean/Phrase	693
S8	S1S3 OR S5 OR S7	Search modes - Boolean/Phrase	38,215
S9	S8	Limiters - English Search modes - Boolean/Phrase	35,903
S10	S9	Limiters - Age Groups: School Age (6-12 yrs), Adolescence (13-17 yrs), Adulthood (18 yrs & older) Search modes - Boolean/Phrase	20,945

Appendix B1. Original Search Strategies

#	Query	Limiters/Expanders	Results
S11	(S9 AND (adolescent OR adolescents OR adult OR adults OR elderly OR teen OR teens OR teenage OR teenaged)) OR (S9 NOT (newborn OR newborns OR infant OR infants))	Search modes - Boolean/Phrase	35,161
S12	S10 OR S11	Search modes - Boolean/Phrase	35,403
S13	PZ Abstract Collection OR PZ Bibliography OR PZ Column/Opinion OR AB "case control" OR TI "case control" OR DE "Case Report" OR AB "case series" OR TI "case series" OR PZ Comment/Reply OR PZ Editorial OR PZ Encyclopedia Entry OR PZ Letter OR MR NONCLINICAL CASE STUDY OR PZ Obituary OR PZ Poetry OR rats OR cow OR cows OR chicken OR chickens OR horse OR horses OR mice OR mouse OR bovine OR sheep OR ovine OR murine OR murinae	Search modes - Boolean/Phrase	535,313
S14	S12 NOT S13	Search modes - Boolean/Phrase	31,624
S15	S14 NOT (PO Animal NOT PO Human)	Search modes - Boolean/Phrase	31,467
S16	DE "Randomized Controlled Trials" OR "Single-Blind Method" OR "Double-Blind Method" OR "Random Allocation" OR ((randomized OR randomised) AND controlled AND trial)	Search modes - Boolean/Phrase	70,104
S17	S15 AND S16	Search modes - Boolean/Phrase	1,834
S18	DE "Observation Methods" OR DE "Direct Observation" OR DE "Prospective Studies" OR DE "Cohort Analysis" OR "observational study" OR "observational studies" OR prospective* OR cohort*	Search modes - Boolean/Phrase	162,174
S19	S15 AND S18	Search modes - Boolean/Phrase	1,621
S20	S19 NOT S17	Search modes - Boolean/Phrase	1,508

Gray Literature Searches, 6/23/2020

ClinicalTrials.gov Searches, 6/23/2020

Screening and KQ 2 Diagnostic Accuracy Search, 6/23/2020

214 results; **214** imported to EndNote

Condition box:

"Avoidant Restrictive Food Intake Disorder" OR Bulimia OR anorexi* OR ARFID OR "binge eating" OR "binge-eating" OR bulimia OR bulimic OR (eating AND disorder*) OR (feed* AND disorder*) OR (food* AND neophobia*) OR "night eating" OR "purging disorder" OR EDNOS OR OSFED

Other box:

(identifying OR identification OR instrument OR instruments OR measure OR measures OR questionnaire OR questionnaires OR inventory OR inventories OR scale OR scales OR screen OR screening OR survey OR surveys OR "Eating Attitudes Test" OR "EAT-26" OR "EDS-PC" OR "Primary Care Evaluation of Mental Disorders Patient Health Questionnaire" OR SCOFF

Appendix B1. Original Search Strategies

OR “Sick, Control, One, Fat and Food” OR “Dutch Eating Behavior Questionnaire” OR DEBQ
OR “Minnesota Eating Behavior Survey” OR PHQ OR PRIMEMD)

214 Studies found for: (identifying OR identification OR instrument OR instruments OR
measure OR measures OR questionnaire OR questionnaires OR inventory OR inventories OR
scale OR scales OR screen OR screening OR survey OR surveys OR EXPAND[Concept]
“Eating Attitudes Test” OR EXPAND[Concept] “EAT-26” OR EXPAND[Concept] “EDS-PC”
OR EXPAND[Concept] “Primary Care Evaluation of Mental Disorders Patient Health
Questionnaire” OR SCOFF OR EXPAND[Concept] “Sick, Control, One, Fat and Food” OR
EXPAND[Concept] “Dutch Eating Behavior Questionnaire” OR DEBQ OR EXPAND[Concept]
“Minnesota Eating Behavior Survey” OR PHQ OR PRIMEMD) | EXPAND[Concept]
“Avoidant Restrictive Food Intake Disorder” OR Bulimia OR anorexi* OR ARFID OR “binge
eating” OR EXPAND[Concept] “binge-eating” OR bulimia OR bulimic OR eating AND
disorder* OR feed* AND disorder* OR food* AND neophobia* OR EXPAND[Concept] “night
eating” OR EXPAND[Concept] “purging disorder” OR EDNOS OR OSFED

Treatment (Interventions) Search, 6/23/2020

110 results; **30** imported to EndNote

Conditions box:

(“Avoidant Restrictive Food Intake Disorder” OR Bulimia OR anorexi* OR ARFID OR “binge
eating” OR “binge-eating” OR bulimia OR bulimic OR (eating AND disorder*) OR (feed* AND
disorder*) OR (food* AND neophobia*) OR “night eating” OR “purging disorder” OR EDNOS
OR OSFED)

Interventions box:

(“Distance Counseling” OR CBT OR “cognitive behavior therapy” OR “cognitive behavioral
therapy” OR “cognitive analytic therapy” OR “cognitive orientation therapy” OR “Dialectical
Behavior Therapy” OR “e-therapy” OR (emotion* AND therap*) OR “exposure and response
prevention therapy” OR “Family Therapy” OR “group therapy” OR “internet-based
intervention*” OR meditation OR “Maudsley Method” OR mindfulness OR (nutrition* AND
counsel*) OR “physical therapy” OR psychotherap* OR “Therapeutics” OR “therapy” OR
treatment* OR intervention* OR pharmacotherap*)

110 Studies found for: EXPAND[Concept] “Avoidant Restrictive Food Intake Disorder” OR
Bulimia OR anorexi* OR ARFID OR “binge eating” OR EXPAND[Concept] “binge-eating” OR
bulimia OR bulimic OR eating AND disorder* OR feed* AND disorder* OR food* AND
neophobia* OR EXPAND[Concept] “night eating” OR EXPAND[Concept] “purging disorder”
OR EDNOS OR OSFED | “Distance Counseling” OR CBT OR “cognitive behavior therapy” OR
“cognitive behavioral therapy” OR “cognitive analytic therapy” OR “cognitive orientation
therapy” OR “Dialectical Behavior Therapy” OR “e-therapy” OR emotion* AND therap* OR
“exposure and response prevention therapy” OR “Family Therapy” OR “group therapy” OR
“internet-based intervention*” OR meditation OR “Maudsley Method” OR mindfulness OR

Appendix B1. Original Search Strategies

nutrition* AND counsel* OR “physical therapy” OR psychotherap* OR “Therapeutics” OR “therapy” OR treatment* OR intervention* OR pharmacotherap*

Treatment (Interventions)

Condition box:

(“Avoidant Restrictive Food Intake Disorder” OR Bulimia OR anorexi* OR ARFID OR “binge eating” OR “binge-eating” OR bulimia OR bulimic OR (eating AND disorder*) OR (feed* AND disorder*) OR (food* AND neophobia*) OR “night eating” OR “purging disorder” OR EDNOS OR OSFED)

Intervention box:

(“Distance Counseling” OR CBT OR “cognitive behavior therapy” OR “cognitive behavioral therapy” OR “cognitive analytic therapy” OR “cognitive orientation therapy” OR “Dialectical Behavior Therapy” OR “e-therapy” OR (emotion* AND therap*) OR “exposure and response prevention therapy” OR “Family Therapy” OR “group therapy” OR “internet-based intervention*” OR meditation OR “Maudsley Method” OR mindfulness OR (nutrition* AND counsel*) OR “physical therapy” OR psychotherap* OR “Therapeutics” OR “therapy” OR treatment* OR intervention* OR pharmacotherap*)

Appendix B2. Eligibility Criteria

	Include	Exclude
Condition definition	<p>All KQs: Anorexia nervosa, bulimia nervosa, binge eating disorder, other specified feeding and eating disorder, and avoidant restrictive food intake disorder, based on DSM-5 criteria or other valid diagnostic criteria (e.g., DSM-IV)</p> <p>KQs 4, 5: Studies enrolling populations with subthreshold conditions (e.g., meeting most but not all diagnostic criteria for the disorders above, as defined by study authors) are also eligible</p>	Other DSM-5 categories of eating disorders (e.g., pica, rumination disorder) or potentially unhealthy eating behaviors or syndromes not recognized by DSM-5 (e.g., orthorexia)
Populations	<p>KQs 1–3: Unselected or explicitly asymptomatic adolescents and adults (age ≥10 years) without signs or symptoms of an eating disorder, including populations selected for increased risk of an eating disorder (e.g., based on age, sex, race/ethnicity, gender identity, or mental health comorbidity) and populations selected based on high BMI</p> <p>KQs 2, 4, 5: Studies enrolling adolescents and adults (age ≥10 years) who screen positive for eating disorders in a primary care setting or are identified through other population-based screening; studies enrolling populations from specialty settings who have not been previously treated for eating disorders are also eligible</p>	Studies limited to participants undergoing evaluation for bariatric surgery; studies limited to individuals who are underweight (BMI <18.5 kg/m ² for adults or BMI <5th percentile on growth charts for age and sex for adolescents) or with other physical signs or symptoms of an eating disorder
Screening	KQs 1–3: Screening questionnaires designed to detect eating disorders or risk of eating disorders that are feasible for use for screening in primary care (i.e., brief, easy to interpret)	KQs 1–3: Serologic screening (e.g., using leptin or other biomarkers)
Interventions	KQs 4, 5: Individual, group, or family therapy (cognitive behavioral therapy or other forms of psychotherapy); pharmacotherapy with FDA-approved medications	KQs 4, 5: Public awareness campaigns without specific interventions linked to screening, complementary and alternative therapies, or those considered to be adjunctive therapy (e.g., acupuncture, herbal supplements, massage, light therapy)
Comparisons	<p>KQs 1, 3: Screened vs. nonscreened groups</p> <p>KQ 2: Comparison with acceptable reference standard (structured or semistructured diagnostic interview or a nonbrief [>5 minutes] unstructured interview with mental health clinician)</p> <p>KQs 4, 5: No treatment, attention control, wait-list control, or minimal intervention (e.g., brief education about eating disorders); placebo-controlled studies of pharmacotherapy</p>	KQs 4, 5: Head-to-head comparisons of two active interventions
Outcomes	<p>KQs 1, 4: Eating disorder remission or symptom reduction, general health-related quality of life or function, eating disorder–related quality of life or function, depression, anxiety, suicide, and mortality</p> <p>KQ 2: Sensitivity, specificity, positive and negative predictive values, positive and negative likelihood ratios, and diagnostic odds ratios</p> <p>KQ 3: Anxiety, labeling, stigma, psychosocial harms, and false-positive results</p> <p>KQ 5: Any harms that result as an effect of interventions such as increased depression, increased anxiety, worsening of the eating disorder, or adverse effects from medications</p>	<p>KQs 1, 4: Screening or referral rates, attitudes about screening; intermediate outcomes (e.g., weight change, frequency of menses, frequency of specific behaviors [e.g., change in frequency of binge eating episodes])</p> <p>KQ 2: Theory or survey development and validation without correlation to eating disorder outcomes, studies that focus only on particular risk factors, or assessment of provider or participant attitudes toward the instrument</p>
Study designs	<p>All KQs: RCTs</p> <p>KQ 2: Cross-sectional and cohort studies of screening test accuracy are also eligible</p> <p>KQs 3, 5: Cohort studies with a concurrent control group are also eligible</p>	All other study designs, including case-series and case-control studies, systematic reviews, and others

Appendix B2. Eligibility Criteria

	Include	Exclude
Clinical setting	All KQs: Primary care clinics or other settings applicable to primary care, including school-based health centers and other community settings KQs 2, 4, 5: Settings referable from primary care are also eligible	Settings or institutions not applicable to primary care (e.g., school classrooms, bariatric surgery centers) or inpatient/residential settings
Country setting	Research conducted in the United States or in populations similar to U.S. populations with services and interventions applicable to U.S. practice (countries categorized as “very high” on the Human Development Index [as defined by the United Nations Development Programme])	Research not relevant to the United States in countries categorized as less than “very high” on the Human Development Index
Language	Full text published in English	Non-English
Quality	Studies rated good or fair quality	Studies rated poor quality

“Very high” on Human Development Index: Andorra, Argentina, Australia, Austria, Bahamas, Bahrain, Barbados, Belarus, Belgium, Brunei Darussalam, Bulgaria, Canada, Chile, Croatia, Cyprus, Czechia, Denmark, Estonia, Finland, France, Germany, Greece, Hong Kong China (SAR), Hungary, Iceland, Ireland, Israel, Italy, Japan, Kazakhstan, Korea (Republic of), Kuwait, Latvia, Liechtenstein, Lithuania, Luxembourg, Malaysia, Malta, Montenegro, Netherlands, New Zealand, Norway, Oman, Poland, Portugal, Qatar, Romania, Russian Federation, Saudi Arabia, Singapore, Slovakia, Slovenia, Spain, Sweden, Switzerland, United Arab Emirates, United Kingdom, United States, Uruguay.

Abbreviations: BMI=body mass index; DSM-5=*Diagnostic and Statistical Manual of Mental Disorders* (5th edition); DSM-IV=*Diagnostic and Statistical Manual of Mental Disorders* (4th edition); FDA=U.S. Food and Drug Administration; KQ=key question; RCT=randomized, controlled trial.

Randomized, Controlled Trials and Cohort Studies

Criteria

- Initial assembly of comparable groups
- Randomized, controlled trials (RCTs)—adequate randomization, including concealment and whether potential confounders were distributed equally among groups; cohort studies—consideration of potential confounders with either restriction or measurement for adjustment in the analysis; consideration of inception cohorts
- Maintenance of comparable groups (includes attrition, crossovers, adherence, and contamination)
- Important differential loss to followup or overall high loss to followup
- Measurements that are equal, reliable, and valid (includes masking of outcome assessment)
- Clear definition of interventions
- Important outcomes considered
- Analysis: Adjustment for potential confounders for cohort studies or intention-to-treat analysis for RCTs; for cluster RCTs, correction for correlation coefficient

Appendix B3. U.S. Preventive Services Task Force Quality Rating Criteria

Definition of Ratings Based on Above Criteria

- Good:** Meets all criteria: Comparable groups are assembled initially and maintained throughout the study (followup $\geq 80\%$); reliable and valid measurement instruments are used and applied equally to the groups; interventions are spelled out clearly; important outcomes are considered; and appropriate attention is given to confounders in analysis. In addition, intention-to-treat analysis is used for RCTs.
- Fair:** Studies will be graded “fair” if any or all of the following problems occur, without the important limitations noted in the “poor” category below: Generally comparable groups are assembled initially, but some question remains on whether some (although not major) differences occurred in followup; measurement instruments are acceptable (although not the best) and generally applied equally; some but not all important outcomes are considered; and some but not all potential confounders are accounted for. Intention-to-treat analysis is lacking for RCTs.
- Poor:** Studies will be graded “poor” if any of the following major limitations exist: Groups assembled initially are not close to being comparable or maintained throughout the study; unreliable or invalid measurement instruments are used or not applied equally among groups (including not masking outcome assessment); and key confounders are given little or no attention. Intention-to-treat analysis is lacking for RCTs.

Source: U.S. Preventive Services Task Force. U.S. Preventive Services Task Force, Procedure Manual, Appendix VI. Rockville, MD: U.S. Preventive Services Task Force; 2015¹⁷

Diagnostic Accuracy Studies

Criteria:

- Screening test relevant, available for primary care, and adequately described
- Credible reference standard, performed regardless of test results
- Reference standard interpreted independently of screening test
- Indeterminate results handled in a reasonable manner
- Spectrum of patients included in study
- Sample size
- Reliable screening test

Appendix B3. U.S. Preventive Services Task Force Quality Rating Criteria

Definition of Ratings Based on Above Criteria:

- Good:** Evaluates relevant available screening test; uses a credible reference standard; interprets reference standard independently of screening test; assesses reliability of test; has few or handles indeterminate results in a reasonable manner; includes large number (greater than 100) of broad-spectrum patients with and without disease.
- Fair:** Evaluates relevant available screening test; uses reasonable although not best standard; interprets reference standard independent of screening test; has moderate sample size (50 to 100 subjects) and a “medium” spectrum of patients.
- Poor:** Has a fatal flaw, such as: uses inappropriate reference standard; improperly administers screening test; biased ascertainment of reference standard; has very small sample size or very narrow selected spectrum of patients.

Source: U.S. Preventive Services Task Force. U.S. Preventive Services Task Force, Procedure Manual, Appendix VI. Rockville, MD: U.S. Preventive Services Task Force; 2015¹⁷

Appendix C. Excluded Studies

- X1: Non-English
- X2: Ineligible condition
- X3: Ineligible population
- X4: Ineligible screening
- X5: Ineligible intervention
- X6: Ineligible comparison
- X7: Ineligible outcome
- X8: Ineligible clinical setting
- X9: Ineligible study design
- X10: Intermediate outcome only
- X11: Ineligible country
- X12: Not original research
- X13: Abstract only
- X14: Poor quality rating

1. Eating disorders and diet management in contact sports; EAT-26 Questionnaire does not seem appropriate to evaluate eating disorders in sports. *Nutr Hosp.* 2015;32(4):1708-14. doi: 10.3305/nh.2015.32.4.9214. PMID: CN-01475544. Exclusion Code: X7.
2. 'Predicting meaningful outcomes to medication and self-help treatments for binge-eating disorder in primary care: The significance of early rapid response': Correction to Grilo et al (2015). *J Consult Clin Psychol.* 2015;83(4):747-. doi: 10.1037/ccp0000043. PMID: 2015-33108-001. Exclusion Code: X7.
3. Treating binge eating disorder and obesity with eye movement desensitisation reprocessing. *Obesity facts.* 2018;Conference: 25th European Congress on Obesity, ECO 2018. Austria. 11(Supplement 1):282. doi: 10.1159/000489691. PMID: CN-01628820. Exclusion Code: X13.
4. Placebo response and cessation in binge eating disorder: a pooled analysis of two randomized parallel-group clinical trials. *Eur Eat Disord Rev.* 2018doi: 10.1002/erv.2655. PMID: CN-01923110. Exclusion Code: X9.
5. Aardoom JJ, Dingemans AE, Fokkema M, et al. Moderators of change in an Internet-based intervention for eating disorders with different levels of therapist support: What works for whom? *Behav Res Ther.* 2017 Feb;89:66-74. doi: 10.1016/j.brat.2016.11.012. PMID: 27907817. Exclusion Code: X7.
6. Aardoom JJ, Dingemans AE, Spinhoven P, et al. An Internet-based intervention for eating disorders consisting of automated computer-tailored feedback with or without supplemented frequent or infrequent support from a coach: study protocol for a randomized controlled trial. *Trials.* 2013;14:340. doi: 10.1186/1745-6215-14-340. PMID: CN-01120877. Exclusion Code: X7.
7. Aardoom JJ, Dingemans AE, Spinhoven P, et al. Web-based fully automated self-help with different levels of therapist support for individuals with eating disorder symptoms: a randomized controlled trial. *J Med Internet Res.* 2016 Jun 17;18(6):e159. doi: 10.2196/jmir.5709. PMID: 27317358. Exclusion Code: X3.

Appendix C. Excluded Studies

8. Aardoom JJ, Dingemans AE, van Ginkel JR, et al. Cost-utility of an internet-based intervention with or without therapist support in comparison with a waiting list for individuals with eating disorder symptoms: a randomized controlled trial. *Int J Eat Disord*. 2016 Dec;49(12):1068-76. doi: 10.1002/eat.22587. PMID: 27441418. Exclusion Code: X7.
9. Abbott DW, Mitchell JE. Antidepressants vs psychotherapy in the treatment of bulimia nervosa. *Psychopharmacol Bull*. 1993;29(1):115-9. PMID: 1994-06460-001. Exclusion Code: X9.
10. Abraham SF, von Lojewski A, Anderson G, et al. Feelings: what questions best discriminate women with and without eating disorders? *Eat Weight Disord*. 2009 Mar;14(1):e6-10. doi: 10.1007/bf03354621. PMID: 19367134. Exclusion Code: X3.
11. Abrahamsson N, Ahlund L, Ahrin E, et al. Video-based CBT-E improves eating patterns in obese patients with eating disorder: A single case multiple baseline study. *J Behav Ther Exp Psychiatry*. 2018 Dec;61:104-12. doi: 10.1016/j.jbtep.2018.06.010. PMID: 29990679. Exclusion Code: X7.
12. Adair CE, Marcoux GC, Bischoff TF, et al. Responsiveness of the Eating Disorders Quality of Life Scale (EDQLS) in a longitudinal multi-site sample. *Health Qual Life Outcomes*. 2010 Aug 11;8:83. doi: 10.1186/1477-7525-8-83. PMID: 20701776. Exclusion Code: X9.
13. Affenito SG, Backstrand JR, Welch GW, et al. Subclinical and clinical eating disorders in IDDM negatively affect metabolic control. *Diabetes Care*. 1997 Feb;20(2):182-4. doi: 10.2337/diacare.20.2.182. PMID: 9118770. Exclusion Code: X3.
14. Agras WS, Rossiter EM, Arnow B, et al. Pharmacologic and cognitive-behavioral treatment for bulimia nervosa: a controlled comparison. *Am J Psychiatry*. 1992 Jan;149(1):82-7. doi: 10.1176/ajp.149.1.82. PMID: 1728190. Exclusion Code: X7.
15. Agras WS, Schneider JA, Arnow B, et al. Cognitive-behavioral and response-prevention treatments for bulimia nervosa. *J Consult Clin Psychol*. 1989 Apr;57(2):215-21. doi: 10.1037//0022-006x.57.2.215. PMID: 2708607. Exclusion Code: X14.
16. Agüera Z, Brewin N, Chen J, et al. Eating symptomatology and general psychopathology in patients with anorexia nervosa from China, UK and Spain: A cross-cultural study examining the role of social attitudes. *PLoS One*. 2017;12(3):e0173781. doi: 10.1371/journal.pone.0173781. PMID: 28301566. Exclusion Code: X7.
17. Ahmadi S, Moloodi R, ZARBAKSH MR, et al. Psychometric properties of the Eating Attitude Test-26 for female Iranian students. *Eat Weight Disord*. 2014 Jun;19(2):183-9. doi: 10.1007/s40519-014-0106-7. PMID: 24563207. Exclusion Code: X4.
18. Al-Adawi S, Dorvlo AS, Burke DT, et al. A survey of anorexia nervosa using the Arabic version of the EAT-26 and "gold standard" interviews among Omani adolescents. *Eat Weight Disord*. 2002 Dec;7(4):304-11. doi: 10.1007/bf03324977. PMID: 12588059. Exclusion Code: X4.
19. Alberts HJ, Thewissen R, Raes L. Dealing with problematic eating behaviour. The effects of a

Appendix C. Excluded Studies

- mindfulness-based intervention on eating behaviour, food cravings, dichotomous thinking and body image concern. *Appetite*. 2012 Jun;58(3):847-51. doi: 10.1016/j.appet.2012.01.009. PMID: 22265753. Exclusion Code: X10.
20. Alger SA, Schwalberg MD, Bigaouette JM, et al. Effect of a tricyclic antidepressant and opiate antagonist on binge-eating behavior in normoweight bulimic and obese, binge-eating subjects. *Am J Clin Nutr*. 1991 Apr;53(4):865-71. doi: 10.1093/ajcn/53.4.865. PMID: 2008865. Exclusion Code: X14.
21. Allen KL, Byrne SM, Forbes D, et al. Risk factors for full- and partial-syndrome early adolescent eating disorders: a population-based pregnancy cohort study. *J Am Acad Child Adolesc Psychiatry*. 2009 Aug;48(8):800-9. doi: 10.1097/CHI.0b013e3181a8136d. PMID: 19564799. Exclusion Code: X7.
22. Allen KL, Byrne SM, Lampard A, et al. Confirmatory factor analysis of the Eating Disorder Examination-Questionnaire (EDE-Q). *Eat Behav*. 2011;12(2):143-51. doi: 10.1016/j.eatbeh.2011.01.005. PMID: 2011-03143-001. Exclusion Code: X4.
23. Allen KL, Byrne SM, McLean NJ. The dual-pathway and cognitive-behavioural models of binge eating: prospective evaluation and comparison. *Eur Child Adolesc Psychiatry*. 2012 Jan;21(1):51-62. doi: 10.1007/s00787-011-0231-z. PMID: 22120762. Exclusion Code: X9.
24. Allen KL, Byrne SM, Oddy WH, et al. Early onset binge eating and purging eating disorders: course and outcome in a population-based study of adolescents. *J Abnorm Child Psychol*. 2013 Oct;41(7):1083-96. doi: 10.1007/s10802-013-9747-7. PMID: 23605960. Exclusion Code: X7.
25. Allen KL, Byrne SM, Oddy WH, et al. DSM-IV-TR and DSM-5 eating disorders in adolescents: prevalence, stability, and psychosocial correlates in a population-based sample of male and female adolescents. *J Abnorm Psychol*. 2013 Aug;122(3):720-32. doi: 10.1037/a0034004. PMID: 24016012. Exclusion Code: X4.
26. Allen KL, Fursland A, Watson H, et al. Eating disorder diagnoses in general practice settings: comparison with structured clinical interview and self-report questionnaires. *J Ment Health*. 2011 Jun;20(3):270-80. doi: 10.3109/09638237.2011.562259. PMID: 21574792. Exclusion Code: X4.
27. Allen KL, McLean NJ, Byrne SM. Evaluation of a new measure of mood intolerance, the Tolerance of Mood States Scale (TOMS): psychometric properties and associations with eating disorder symptoms. *Eat Behav*. 2012 Dec;13(4):326-34. doi: 10.1016/j.eatbeh.2012.05.005. PMID: 23121783. Exclusion Code: X4.
28. Allison KC, Crow SJ, Reeves RR, et al. Binge eating disorder and night eating syndrome in adults with type 2 diabetes. *Obesity (Silver Spring)*. 2007 May;15(5):1287-93. doi: 10.1038/oby.2007.150. PMID: 17495205. Exclusion Code: X7.
29. Allison KC, Lundgren JD, Stunkard AJ, et al. Validation of screening questions and symptom coherence of night eating in the Swedish Twin Registry. *Compr Psychiatry*. 2014 Apr;55(3):579-87. doi: 10.1016/j.comppsy.2013.01.006. PMID: 24457035. Exclusion Code: X4.
30. al-Subaie A, al-Shammari S, Bamgboye E, et al. Validity of the

Appendix C. Excluded Studies

- Arabic version of the Eating Attitude Test. *Int J Eat Disord.* 1996 Nov;20(3):321-4. doi: 10.1002/(sici)1098-108x(199611)20:3<321::aid-eat12>3.0.co;2-2. PMID: 8912045. Exclusion Code: X4.
31. al-Subaie AS, Bamgboye E, al-Shammari S, et al. Validity of the Arabic version of the eating disorders inventory (EDI). *Br J Psychiatry.* 1996 May;168(5):636-40. doi: 10.1192/bjp.168.5.636. PMID: 8733805. Exclusion Code: X4.
32. Altman DR, Tanofsky-Kraff M, Shank LM, et al. Assessment of loss-of-control eating in healthy youth by interview and questionnaire. *Int J Eat Disord.* 2020 May;53(5):510-9. doi: 10.1002/eat.23262. PMID: 32202658. Exclusion Code: X4.
33. Alvarenga Mdos S, Scagliusi FB, Philippi ST. Development and validity of the Disordered Eating Attitude Scale (DEAS). *Percept Mot Skills.* 2010 Apr;110(2):379-95. doi: 10.2466/pms.110.2.379-395. PMID: 20499550. Exclusion Code: X7.
34. Alvarenga MS, Pereira RF, Scagliusi FB, et al. Psychometric evaluation of the Disordered Eating Attitude Scale (DEAS). English version. *Appetite.* 2010 Oct;55(2):374-6. doi: 10.1016/j.appet.2010.07.003. PMID: 20624435. Exclusion Code: X7.
35. Alvarenga MS, Scagliusi FB, Philippi ST. Changing attitudes, beliefs and feelings towards food in bulimic patients. *Arch Latinoam Nutr.* 2008 Sep;58(3):274-9. PMID: 19137990. Exclusion Code: X9.
36. Alvarez-Rayón G, Mancilla-Díaz JM, Vázquez-Arévalo R, et al. Validity of the Eating Attitudes Test: a study of Mexican eating disorders patients. *Eat Weight Disord.* 2004 Dec;9(4):243-8. doi: 10.1007/bf03325077. PMID: 15844395. Exclusion Code: X8.
37. Ambrosi-Randić N, Pokrajac-Bulian A. Psychometric properties of the eating attitudes test and children's eating attitudes test in Croatia. *Eat Weight Disord.* 2005 Dec;10(4):e76-82. doi: 10.1007/bf03327495. PMID: 16682865. Exclusion Code: X7.
38. Ambwani S, Berenson KR, Simms L, et al. Seeing things differently: an experimental investigation of social cognition and interpersonal behavior in anorexia nervosa. *Int J Eat Disord.* 2016;49(5):499-506. doi: 10.1002/eat.22498. PMID: 2015-58809-001. Exclusion Code: X5.
39. Amdur MJ, Tucker GJ, Detre T, et al. Anorexia nervosa: an interactional study. *J Nerv Ment Dis.* 1969 May;148(5):559-66. doi: 10.1097/00005053-196905000-00009. PMID: 5768205. Exclusion Code: X8.
40. Amianto F, Spalatro A, Ottone L, et al. Naturalistic follow-up of subjects affected with anorexia nervosa 8 years after multimodal treatment: Personality and psychopathology changes and predictors of outcome. *Eur Psychiatry.* 2017 Sep;45:198-206. doi: 10.1016/j.eurpsy.2017.07.012. PMID: 28957787. Exclusion Code: X3.
41. Ammann J, Egolf A, Hartmann C, et al. Cross-national comparison of the Food Disgust Picture Scale between Switzerland and China using confirmatory factor analysis. *Food Qual Prefer.* 2020;79doi: 10.1016/j.foodqual.2019.103756. PMID: 2019-65843-001. Exclusion Code: X4.
42. Ammann J, Hartmann C, Siegrist M. Development and validation of the Food Disgust Picture Scale. *Appetite.* 2018 Jun 1;125:367-79. doi:

Appendix C. Excluded Studies

- 10.1016/j.appet.2018.02.020. PMID: 29496601. Exclusion Code: X2.
43. Anastasiadou D, Folkvord F, Brugnera A, et al. An mHealth intervention for the treatment of patients with an eating disorder: A multicenter randomized controlled trial. *Int J Eat Disord.* 2020 May 8;doi: 10.1002/eat.23286. PMID: 32383503. Exclusion Code: X7.
44. And A, Sylvester MD, Turan B, et al. The Turkish Palatable Eating Motives Scale (T-PEMS): utility in predicting binge-eating and obesity risk in university students. *Eat Weight Disord.* 2018 Aug;23(4):527-31. doi: 10.1007/s40519-017-0383-z. PMID: 28390007. Exclusion Code: X9.
45. Anderson CB, Joyce PR, Carter FA, et al. The effect of cognitive-behavioral therapy for bulimia nervosa on temperament and character as measured by the temperament and character inventory. *Compr Psychiatry.* 2002 May-Jun;43(3):182-8. doi: 10.1053/comp.2002.32359. PMID: 11994835. Exclusion Code: X7.
46. Andony LJ, Tay E, Allen KL, et al. Therapist adherence in the strong without anorexia nervosa (SWAN) study: A randomized controlled trial of three treatments for adults with anorexia nervosa. *Int J Eat Disord.* 2015 Dec;48(8):1170-5. doi: 10.1002/eat.22455. PMID: 26769445. Exclusion Code: X7.
47. Andreas S, Rabung S, Mestel R, et al. Does a more specified version of the HoNOS (Health of the Nation Outcome Scales) increase psychometric properties of the inventory? *Psychopathology.* 2011;44(4):261-71. doi: 10.1159/000322690. PMID: 2012-08252-007. Exclusion Code: X4.
48. Andreeva VA, Tavoracci MP, Galan P, et al. Sociodemographic correlates of eating disorder subtypes among men and women in France, with a focus on age. *J Epidemiol Community Health.* 2019 Jan;73(1):56-64. doi: 10.1136/jech-2018-210745. PMID: 30301763. Exclusion Code: X7.
49. Andrewes DG, O'Connor P, Mulder C, et al. Computerised psychoeducation for patients with eating disorders. *Aust N Z J Psychiatry.* 1996 Aug;30(4):492-7. doi: 10.3109/00048679609065022. PMID: 8887699. Exclusion Code: X5.
50. Andries A, Frystyk J, Flyvbjerg A, et al. Dronabinol in severe, enduring anorexia nervosa: a randomized controlled trial. *Int J Eat Disord.* 2014 Jan;47(1):18-23. doi: 10.1002/eat.22173. PMID: 24105610. Exclusion Code: X3.
51. Andries A, Frystyk J, Flyvbjerg A, et al. Changes in IGF-I, urinary free cortisol and adipokines during dronabinol therapy in anorexia nervosa: Results from a randomised, controlled trial. *Growth Horm IGF Res.* 2015 Oct;25(5):247-52. doi: 10.1016/j.ghir.2015.07.006. PMID: 26248813. Exclusion Code: X3.
52. Anstine D, Grinenko D. Rapid screening for disordered eating in college-aged females in the primary care setting. *J Adolesc Health.* 2000 May;26(5):338-42. doi: 10.1016/s1054-139x(99)00120-2. PMID: 10775826. Exclusion Code: X14.
53. Aoun A, Azzam J, Jabbour FE, et al. Validation of the Arabic version of the SCOFF questionnaire for the screening of eating disorders. *East Mediterr Health J.* 2015 Aug 27;21(5):326-31. doi:

Appendix C. Excluded Studies

- 10.26719/2015.21.5.326. PMID: 26343121. Exclusion Code: X11.
54. Appolinario JC, Bacaltchuk J, Sichieri R, et al. A randomized, double-blind, placebo-controlled study of sibutramine in the treatment of binge-eating disorder. *Arch Gen Psychiatry*. 2003 Nov;60(11):1109-16. doi: 10.1001/archpsyc.60.11.1109. PMID: 14609886. Exclusion Code: X11.
55. Archer LA, Rosenbaum PL, Streiner DL. The children's eating behavior inventory: reliability and validity results. *J Pediatr Psychol*. 1991 Oct;16(5):629-42. doi: 10.1093/jpepsy/16.5.629. PMID: 1744810. Exclusion Code: X3.
56. Aruguete MS, Yates A, Edman JL. Further validation of the self-loathing subscale as a screening tool for eating disorders. *Eat Disord*. 2007 Jan-Feb;15(1):55-62. doi: 10.1080/10640260601044493. PMID: 17162641. Exclusion Code: X4.
57. Askew AJ, Peterson CB, Crow SJ, et al. Not all body image constructs are created equal: Predicting eating disorder outcomes from preoccupation, dissatisfaction, and overvaluation. *Int J Eat Disord*. 2020 Jun;53(6):954-63. doi: 10.1002/eat.23277. PMID: 32304257. Exclusion Code: X9.
58. Atkinson MJ, Wade TD. Mindfulness-based prevention for eating disorders: a school-based cluster randomized controlled study. *Int J Eat Disord*. 2015 Nov;48(7):1024-37. doi: 10.1002/eat.22416. PMID: 26052831. Exclusion Code: X5.
59. Atkinson MJ, Wade TD. Does mindfulness have potential in eating disorders prevention? A preliminary controlled trial with young adult women. *Early Interv Psychiatry*. 2016 Jun;10(3):234-45. doi: 10.1111/eip.12160. PMID: 24894735. Exclusion Code: X3.
60. Attia E, Kaplan AS, Walsh BT, et al. Olanzapine versus placebo for outpatients with anorexia nervosa. *Psychol Med*. 2011 Oct;41(10):2177-82. doi: 10.1017/s0033291711000390. PMID: 21426603. Exclusion Code: X3.
61. Attia E, Steinglass JE, Walsh BT, et al. Olanzapine Versus Placebo in Adult Outpatients With Anorexia Nervosa: A Randomized Clinical Trial. *Am J Psychiatry*. 2019 Jun 1;176(6):449-56. doi: 10.1176/appi.ajp.2018.18101125. PMID: 30654643. Exclusion Code: X3.
62. Augestad LB, Flanders WD. Assessment of two self-reporting questionnaires for eating disorders in women. *Eat Weight Disord*. 2003 Mar;8(1):12-9. doi: 10.1007/bf03324984. PMID: 12762620. Exclusion Code: X4.
63. Babusa B, Urbán R, Czeglédi E, et al. Psychometric properties and construct validity of the Muscle Appearance Satisfaction Scale among Hungarian men. *Body Image*. 2012 Jan;9(1):155-62. doi: 10.1016/j.bodyim.2011.08.005. PMID: 21962394. Exclusion Code: X2.
64. Bachar E, Latzer Y, Kreitler S, et al. Empirical comparison of two psychological therapies. Self psychology and cognitive orientation in the treatment of anorexia and bulimia. *J Psychother Pract Res*. 1999 Spring;8(2):115-28. PMID: 10079459. Exclusion Code: X14.
65. Bailer U, de Zwaan M, Leisch F, et al. Guided self-help versus cognitive-behavioral group therapy in the treatment of bulimia nervosa.

Appendix C. Excluded Studies

- Int J Eat Disord.* 2004 May;35(4):522-37. doi: 10.1002/eat.20003. PMID: 15101068. Exclusion Code: X7.
66. Banasiak SJ, Paxton SJ, Hay P. Guided self-help for bulimia nervosa in primary care: A randomized controlled trial. *Psychol Med.* 2005;35(9):1283-94. doi: 10.1017/S0033291705004769. PMID: 2007-00390-005. Exclusion Code: X7.
67. Banasiak SJ, Wertheim EH, Koerner J, et al. Test–retest reliability and internal consistency of a variety of measures of dietary restraint and body concerns in a sample of adolescent girls. *Int J Eat Disord.* 2001;29(1):85-9. doi: 10.1002/1098-108X(200101)29:1<85::AID-EAT14>3.0.CO;2-G. PMID: 2001-16082-014. Exclusion Code: X7.
68. Baños RM, Cebolla A, Etchemendy E, et al. Validation of the Dutch Eating Behavior Questionnaire for Children (DEBQ-C) for use with Spanish children. *Nutr Hosp.* 2011 Jul-Aug;26(4):890-8. doi: 10.1590/s0212-16112011000400032. PMID: 22470039. Exclusion Code: X7.
69. Bardone-Cone AM, Boyd CA. Psychometric properties of eating disorder instruments in Black and White young women: internal consistency, temporal stability, and validity. *Psychol Assess.* 2007 Sep;19(3):356-62. doi: 10.1037/1040-3590.19.3.356. PMID: 17845127. Exclusion Code: X9.
70. Barlow J, Blouin J, Blouin A, et al. Treatment of bulimia with desipramine: a double-blind crossover study. *Can J Psychiatry.* 1988 Mar;33(2):129-33. doi: 10.1177/070674378803300211. PMID: 3284630. Exclusion Code: X14.
71. Barnes J, Prescott T, Muncer S. Confirmatory factor analysis for the Eating Disorder Examination Questionnaire: Evidence supporting a three-factor model. *Eat Behav.* 2012 Dec;13(4):379-81. doi: 10.1016/j.eatbeh.2012.05.001. PMID: 23121792. Exclusion Code: X7.
72. Barnes RD, Ivezaj V, Martino S, et al. Examining motivational interviewing plus nutrition psychoeducation for weight loss in primary care. *J Psychosom Res.* 2018;104:101-7. doi: 10.1016/j.jpsychores.2017.11.013. PMID: 2017-58619-016. Exclusion Code: X7.
73. Barnes RD, Sawaoka T, White MA, et al. Factor structure and clinical correlates of the Food Thought Suppression Inventory within treatment seeking obese women with binge eating disorder. *Eat Behav.* 2013 Jan;14(1):35-9. doi: 10.1016/j.eatbeh.2012.10.008. PMID: 23265399. Exclusion Code: X4.
74. Barrada JR, van Strien T, Cebolla A. Internal Structure and Measurement Invariance of the Dutch Eating Behavior Questionnaire (DEBQ) in a (Nearly) Representative Dutch Community Sample. *Eur Eat Disord Rev.* 2016 Nov;24(6):503-9. doi: 10.1002/erv.2448. PMID: 27075404. Exclusion Code: X7.
75. Bartholdy S, McClelland J, Kekic M, et al. Clinical outcomes and neural correlates of 20 sessions of repetitive transcranial magnetic stimulation in severe and enduring anorexia nervosa (the TIARA study): study protocol for a randomised controlled feasibility trial. *Trials.* 2015;16:548. doi: 10.1186/s13063-015-1069-3. PMID: CN-01179783. Exclusion Code: X7.

Appendix C. Excluded Studies

76. Bartlett BA, Iverson KM, Mitchell KS. Intimate partner violence and disordered eating among male and female veterans. *Psychiatry Res.* 2018 Feb;260:98-104. doi: 10.1016/j.psychres.2017.11.056. PMID: 29179017. Exclusion Code: X9.
77. Basarkod G, Sahdra B, Ciarrochi J. Body Image-Acceptance and Action Questionnaire-5: an abbreviation using genetic algorithms. *Behav Ther.* 2018 May;49(3):388-402. doi: 10.1016/j.beth.2017.09.006. PMID: 29704968. Exclusion Code: X4.
78. Baucom DH, Kirby JS, Fischer MS, et al. Findings from a couple-based open trial for adult anorexia nervosa. *J Fam Psychol.* 2017 Aug;31(5):584-91. doi: 10.1037/fam0000273. PMID: 28318287. Exclusion Code: X5.
79. Bauer C, Fischer A, Keller U. Effect of sibutramine and of cognitive-behavioural weight loss therapy in obesity and subclinical binge eating disorder. *Diabetes Obes Metab.* 2006 May;8(3):289-95. doi: 10.1111/j.1463-1326.2005.00504.x. PMID: 16634988. Exclusion Code: X10.
80. Bauer S, Bilić S, Reetz C, et al. Efficacy and cost-effectiveness of Internet-based selective eating disorder prevention: study protocol for a randomized controlled trial within the ProHEAD Consortium. *Trials.* 2019 Jan 30;20(1):91. doi: 10.1186/s13063-018-3161-y. PMID: 30700318. Exclusion Code: X7.
81. Bautista JR, Pavlakis A, Rajagopal A. Bayesian analysis of randomized controlled trials. *Int J Eat Disord.* 2018 Jul;51(7):637-46. doi: 10.1002/eat.22928. PMID: 30051507. Exclusion Code: X7.
82. Beales DL, Dolton R. Eating disordered patients: personality, alexithymia, and implications for primary care. *Br J Gen Pract.* 2000 Jan;50(450):21-6. PMID: 10695062. Exclusion Code: X7.
83. Becker AE, Franko DL, Nussbaum K, et al. Secondary prevention for eating disorders: the impact of education, screening, and referral in a college-based screening program. *Int J Eat Disord.* 2004 Sep;36(2):157-62. doi: 10.1002/eat.20023. PMID: 15282685. Exclusion Code: X7.
84. Becker AE, Franko DL, Speck A, et al. Ethnicity and differential access to care for eating disorder symptoms. *Int J Eat Disord.* 2003 Mar;33(2):205-12. doi: 10.1002/eat.10129. PMID: 12616587. Exclusion Code: X9.
85. Becker AE, Thomas JJ, Bainivualiku A, et al. Validity and reliability of a Fijian translation and adaptation of the Eating Disorder Examination Questionnaire. *Int J Eat Disord.* 2010 Mar;43(2):171-8. doi: 10.1002/eat.20675. PMID: 19308995. Exclusion Code: X7.
86. Becker AE, Thomas JJ, Franko DL, et al. Interpretation and use of weight information in the evaluation of eating disorders: counselor response to weight information in a National Eating Disorders Educational and Screening Program. *Int J Eat Disord.* 2005 Jan;37(1):38-43. doi: 10.1002/eat.20063. PMID: 15690464. Exclusion Code: X4.
87. Becker KR, Keshishian AC, Liebman RE, et al. Impact of expanded diagnostic criteria for avoidant/restrictive food intake disorder on clinical comparisons with anorexia nervosa. *Int J Eat Disord.* 2019 Mar;52(3):230-8. doi: 10.1002/eat.22988. PMID: 30578644. Exclusion Code: X7.

Appendix C. Excluded Studies

88. Beglin SJ, Fairburn CG. Evaluation of a new instrument for the detection of eating disorders in community samples. *Psychiatry Res.* 1992 Dec;44(3):191-201. doi: 10.1016/0165-1781(92)90023-v. PMID: 1289917. Exclusion Code: X4.
89. Bektas M, Bektas I, Selekoğlu Y, et al. Psychometric properties of the Turkish version of the Emotional Eating Scale for children and adolescents. *Eat Behav.* 2016 Aug;22:217-21. doi: 10.1016/j.eatbeh.2016.06.021. PMID: 27322519. Exclusion Code: X4.
90. Belafsky PC, Mouadeb DA, Rees CJ, et al. Validity and reliability of the Eating Assessment Tool (EAT-10). *Ann Otol Rhinol Laryngol.* 2008 Dec;117(12):919-24. doi: 10.1177/000348940811701210. PMID: 19140539. Exclusion Code: X4.
91. Bellace DL, Tesser R, Berthod S, et al. The Yale-Brown-Cornell eating disorders scale self-report questionnaire: a new, efficient tool for clinicians and researchers. *Int J Eat Disord.* 2012 Nov;45(7):856-60. doi: 10.1002/eat.22023. PMID: 22532411. Exclusion Code: X8.
92. Bello LS-D, Berard E, Klein R, et al. Fast screening of eating disorders among patients with bipolar disorder: Validation of the French version of BEDS questionnaire. *European Review of Applied Psychology / Revue Européenne de Psychologie Appliquée.* 2017;67(2):61-5. doi: 10.1016/j.erap.2016.12.005. PMID: 2017-47862-002. Exclusion Code: X7.
93. Belon KE, McLaughlin EA, Smith JE, et al. Testing the measurement invariance of the Eating Disorder Inventory in nonclinical samples of Hispanic and Caucasian women. *Int J Eat Disord.* 2015 Apr;48(3):262-70. doi: 10.1002/eat.22286. PMID: 24740890. Exclusion Code: X9.
94. Belon KE, Smith JE, Bryan AD, et al. Measurement invariance of the Eating Attitudes Test-26 in Caucasian and Hispanic women. *Eat Behav.* 2011 Dec;12(4):317-20. doi: 10.1016/j.eatbeh.2011.07.007. PMID: 22051367. Exclusion Code: X7.
95. Ben-Tovim DI, Whitehead J, Crisp AH. A controlled study of the perception of body width in anorexia nervosa. *J Psychosom Res.* 1979;23(4):267-72. doi: 10.1016/0022-3999(79)90029-1. PMID: 1981-05535-001. Exclusion Code: X3.
96. Berg KC, Stiles-Shields EC, Swanson SA, et al. Diagnostic concordance of the interview and questionnaire versions of the eating disorder examination. *Int J Eat Disord.* 2012 Nov;45(7):850-5. doi: 10.1002/eat.20948. PMID: 21826696. Exclusion Code: X4.
97. Berg KC, Swanson SA, Stiles-Shields EC, et al. Response patterns on interview and questionnaire versions of the Eating Disorder Examination and their impact on latent structure analyses. *Compr Psychiatry.* 2013 Jul;54(5):506-16. doi: 10.1016/j.comppsy.2012.12.006. PMID: 23375185. Exclusion Code: X4.
98. Bergh C, Brodin U, Lindberg G, et al. Randomized controlled trial of a treatment for anorexia and bulimia nervosa. *Proc Natl Acad Sci U S A.* 2002 Jul 9;99(14):9486-91. doi: 10.1073/pnas.142284799. PMID: 12082182. Exclusion Code: X5.
99. Bergh C, Callmar M, Danemar S, et al. Effective treatment of eating disorders: Results at multiple sites. *Behav Neurosci.* 2013 Dec;127(6):878-89. doi:

Appendix C. Excluded Studies

- 10.1037/a0034921. PMID: 24341712. Exclusion Code: X9.
100. Bergin J, Wade TD. Psychometric properties of the eating disorder belief questionnaire. *Int J Eat Disord.* 2014 Sep;47(6):640-6. doi: 10.1002/eat.22267. PMID: 24573779. Exclusion Code: X3.
101. Bertoli S, Spadafranca A, Bes-Rastrollo M, et al. Adherence to the Mediterranean diet is inversely related to binge eating disorder in patients seeking a weight loss program. *Clin Nutr.* 2015 Feb;34(1):107-14. doi: 10.1016/j.clnu.2014.02.001. PMID: 24559856. Exclusion Code: X9.
102. Beumont PJ, Kopec-Schrader EM, Talbot P, et al. Measuring the specific psychopathology of eating disorder patients. *Aust N Z J Psychiatry.* 1993 Sep;27(3):506-11. doi: 10.3109/00048679309075810. PMID: 8250797. Exclusion Code: X7.
103. Beumont PJ, Russell JD, Touyz SW, et al. Intensive nutritional counselling in bulimia nervosa: a role for supplementation with fluoxetine? *Aust N Z J Psychiatry.* 1997 Aug;31(4):514-24. doi: 10.3109/00048679709065073. PMID: 9272261. Exclusion Code: X3.
104. Beumont PJV, Russell JD, Touyz SW, et al. Intensive nutritional counseling in bulimia nervosa: A role for supplementation with fluoxetine? *Aust N Z J Psychiatry.* 1997;31(4):514-24. doi: 10.3109/00048679709065073. PMID: 1997-35811-011. Exclusion Code: X7.
105. Bhatnagar KA, Wisniewski L, Solomon M, et al. Effectiveness and feasibility of a cognitive-behavioral group intervention for body image disturbance in women with eating disorders. *J Clin Psychol.* 2013 Jan;69(1):1-13. doi: 10.1002/jclp.21909. PMID: 22903360. Exclusion Code: X3.
106. Bhugra D, Mastrogianni A, Maharajh H, et al. Prevalence of bulimic behaviours and eating attitudes in schoolgirls from Trinidad and Barbados. *Transcult Psychiatry.* 2003 Sep;40(3):409-28. doi: 10.1177/13634615030403005. PMID: 14649852. Exclusion Code: X7.
107. Biederman J, Herzog DB, Rivinus TM, et al. Amitriptyline in the treatment of anorexia nervosa: a double-blind, placebo-controlled study. *J Clin Psychopharmacol.* 1985 Feb;5(1):10-6. PMID: 3973067. Exclusion Code: X8.
108. Binford RB, Le Grange D, Jellar CC. Eating Disorders Examination versus Eating Disorders Examination-Questionnaire in adolescents with full and partial-syndrome bulimia nervosa and anorexia nervosa. *Int J Eat Disord.* 2005 Jan;37(1):44-9. doi: 10.1002/eat.20062. PMID: 15690465. Exclusion Code: X9.
109. Birgegård A, Clinton D, Norring C. Diagnostic issues of binge eating in eating disorders. *Eur Eat Disord Rev.* 2013 May;21(3):175-83. doi: 10.1002/erv.2227. PMID: 23440765. Exclusion Code: X7.
110. Birgegård A, Norring C, Clinton D. Binge eating in interview versus self-report: different diagnoses show different divergences. *Eur Eat Disord Rev.* 2014 May;22(3):170-5. doi: 10.1002/erv.2289. PMID: 24729193. Exclusion Code: X5.
111. Bishop-Gilyard CT, Berkowitz RI, Wadden TA, et al. Weight reduction in obese adolescents with and without binge eating. *Obesity (Silver Spring).* 2011 May;19(5):982-7. doi: 10.1038/oby.2010.249. PMID: 20948512. Exclusion Code: X7.

Appendix C. Excluded Studies

112. Bissada H, Tasca GA, Barber AM, et al. Olanzapine in the treatment of low body weight and obsessive thinking in women with anorexia nervosa: A randomized, double-blind, placebo-controlled trial. *The American Journal of Psychiatry*. 2008;165(10):1281-8. doi: 10.1176/appi.ajp.2008.07121900. PMID: 2008-14551-015. Exclusion Code: X7.
113. Björck C, Björck T, Clinton D, et al. Self-image and treatment drop-out in eating disorders. *Psychol Psychother*. 2008 Mar;81(Pt 1):95-104. doi: 10.1348/147608307x224547. PMID: 17631699. Exclusion Code: X7.
114. Black CM, Wilson GT. Assessment of eating disorders: interview versus questionnaire. *Int J Eat Disord*. 1996 Jul;20(1):43-50. doi: 10.1002/(sici)1098-108x(199607)20:1<43::aid-eat5>3.0.co;2-4. PMID: 8807351. Exclusion Code: X4.
115. Black DR, Larkin LJS, Coster DC, et al. Physiologic Screening Test for Eating Disorders/Disordered Eating Among Female Collegiate Athletes. *Journal of Athletic Training*. 2003;38(4):286-97. PMID: 2004-10230-001. Exclusion Code: X4.
116. Bloch M, Ish-Shalom S, Greenman Y, et al. Dehydroepiandrosterone treatment effects on weight, bone density, bone metabolism and mood in women suffering from anorexia nervosa-a pilot study. *Psychiatry Res*. 2012 Dec 30;200(2-3):544-9. doi: 10.1016/j.psychres.2012.07.012. PMID: 22858403. Exclusion Code: X3.
117. Blom TJ, Guerdjikova AI, McElroy SL. Placebo response and cessation in binge eating disorder: A pooled analysis of two randomized parallel-group clinical trials. *Eur Eat Disord Rev*. 2019 Jul;27(4):421-8. doi: 10.1002/erv.2655. PMID: 30370658. Exclusion Code: X9.
118. Blom TJ, Guerdjikova AI, Mori N, et al. Placebo cessation in binge eating disorder: Effect on anthropometric, cardiovascular, and metabolic variables. *Eur Eat Disord Rev*. 2015;23(1):86-8. doi: 10.1002/erv.2333. PMID: 2015-01402-011. Exclusion Code: X3.
119. Blomquist KK, Grilo CM. Predictive significance of changes in dietary restraint in obese patients with binge eating disorder during treatment. *Int J Eat Disord*. 2011 Sep;44(6):515-23. doi: 10.1002/eat.20849. PMID: 20957705. Exclusion Code: X7.
120. Blomquist KK, Roberto CA, Barnes RD, et al. Development and validation of the eating loss of control scale. *Psychol Assess*. 2014 Mar;26(1):77-89. doi: 10.1037/a0034729. PMID: 24219700. Exclusion Code: X9.
121. Blouin AG, Blouin JH, Iversen H, et al. Light therapy in bulimia nervosa: a double-blind, placebo-controlled study. *Psychiatry Res*. 1996 Feb 28;60(1):1-9. doi: 10.1016/0165-1781(95)02532-4. PMID: 8852863. Exclusion Code: X5.
122. Blouin AG, Blouin JH, Perez EL, et al. Treatment of bulimia with fenfluramine and desipramine. *J Clin Psychopharmacol*. 1988 Aug;8(4):261-9. PMID: 3062043. Exclusion Code: X7.
123. Blouin J, Blouin A, Perez E, et al. Bulimia: independence of antibulimic and antidepressant properties of desipramine. *Can J Psychiatry*. 1989 Feb;34(1):24-9. doi: 10.1177/070674378903400107. PMID: 2647270. Exclusion Code: X10.
124. Bodell LP, Keel PK. Current treatment for anorexia nervosa:

Appendix C. Excluded Studies

- Efficacy, safety, and adherence. *Psychol Res Behav Manag.* 2010;3PMID: 2014-26288-001. Exclusion Code: X12.
125. Boerhout C, Swart M, Van Busschbach JT, et al. Effect of Aggression Regulation on Eating Disorder Pathology: RCT of a Brief Body and Movement Oriented Intervention. *Eur Eat Disord Rev.* 2016 Mar;24(2):114-21. doi: 10.1002/erv.2429. PMID: 26679955. Exclusion Code: X7.
126. Boerhout C, Swart M, Voskamp M, et al. Aggression Regulation in Day Treatment of Eating Disorders: Two-Centre RCT of a Brief Body and Movement-Oriented Intervention. *Eur Eat Disord Rev.* 2017 Jan;25(1):52-9. doi: 10.1002/erv.2491. PMID: 27862660. Exclusion Code: X7.
127. Boggiano MM, Wenger LE, Mrug S, et al. The Kids-Palatable Eating Motives Scale: relation to BMI and binge eating traits. *Eat Behav.* 2015 Apr;17:69-73. doi: 10.1016/j.eatbeh.2014.12.014. PMID: 25613823. Exclusion Code: X7.
128. Boggiss AL, Consedine NS, Jefferies C, et al. Protocol for a feasibility study: a brief self-compassion intervention for adolescents with type 1 diabetes and disordered eating. *BMJ Open.* 2020 Feb 9;10(2):e034452. doi: 10.1136/bmjopen-2019-034452. PMID: 32041861. Exclusion Code: X7.
129. Bohrer BK, Forbush KT, Hunt TK. Are common measures of dietary restraint and disinhibited eating reliable and valid in obese persons? *Appetite.* 2015 Apr;87:344-51. doi: 10.1016/j.appet.2014.12.226. PMID: 25582416. Exclusion Code: X7.
130. Bond MJ, McDowell AJ, Wilkinson JY. The measurement of dietary restraint, disinhibition and hunger: an examination of the factor structure of the Three Factor Eating Questionnaire (TFEQ). *Int J Obes Relat Metab Disord.* 2001 Jun;25(6):900-6. doi: 10.1038/sj.ijo.0801611. PMID: 11439306. Exclusion Code: X4.
131. Bonomi AE, Anderson ML, Nemeth J, et al. History of dating violence and the association with late adolescent health. *BMC Public Health.* 2013 Sep 10;13:821. doi: 10.1186/1471-2458-13-821. PMID: 24015863. Exclusion Code: X7.
132. Borges MB, Morgan CM, Claudino AM, et al. Validation of the Portuguese version of the Questionnaire on Eating and Weight Patterns-Revised (QEWPR) for the screening of binge eating disorder. *Braz J Psychiatry.* 2005 Dec;27(4):319-22. doi: 10.1590/s1516-44462005000400012. PMID: 16358115. Exclusion Code: X4.
133. Bossert S, Schnabel E, Krieg JC. Effects and limitations of cognitive behavior therapy in bulimia inpatients. *Psychother Psychosom.* 1989;51(2):77-82. doi: 10.1159/000288139. PMID: 2626528. Exclusion Code: X8.
134. Boujut E, Gana K. Relationship between depressive mood and eating disorders in a non-clinical young female sample: a one-year longitudinal analysis of cross-lagged and simultaneous effects. *Eat Behav.* 2014 Aug;15(3):434-40. doi: 10.1016/j.eatbeh.2014.04.018. PMID: 25064295. Exclusion Code: X9.
135. Bradford R, Rutherford D. The Eating Disorder Belief Questionnaire: In-patient adolescent scores. *Clin Child Psychol Psychiatry.* 2001;6(4):513-8. doi:

Appendix C. Excluded Studies

- 10.1177/1359104501006004005.
PMID: 2001-05552-003. Exclusion Code: X3.
136. Brambilla F, Garcia CS, Fassino S, et al. Olanzapine therapy in anorexia nervosa: psychobiological effects. *Int Clin Psychopharmacol*. 2007 Jul;22(4):197-204. doi: 10.1097/YIC.0b013e328080ca31. PMID: 17519642. Exclusion Code: X3.
137. Brambilla F, Monteleone P, Maj M. Olanzapine-induced weight gain in anorexia nervosa: involvement of leptin and ghrelin secretion? *Psychoneuroendocrinology*. 2007 May;32(4):402-6. doi: 10.1016/j.psyneuen.2007.02.005. PMID: 17395395. Exclusion Code: X7.
138. Brambilla F, Samek L, Company M, et al. Multivariate therapeutic approach to binge-eating disorder: combined nutritional, psychological and pharmacological treatment. *Int Clin Psychopharmacol*. 2009 Nov;24(6):312-7. doi: 10.1097/YIC.0b013e32832ac828. PMID: 19794312. Exclusion Code: X7.
139. Brennan BP, Roberts JL, Fogarty KV, et al. Memantine in the treatment of binge eating disorder: an open-label, prospective trial. *Int J Eat Disord*. 2008 Sep;41(6):520-6. doi: 10.1002/eat.20541. PMID: 18433015. Exclusion Code: X9.
140. Bretz WA, Krahn DD, Drury M, et al. Effects of fluoxetine on the oral environment of bulimics. *Oral Microbiol Immunol*. 1993;8(1):62-4. doi: 10.1111/j.1399-302x.1993.tb00545.x. PMID: CN-00093758. Exclusion Code: X7.
141. Brewerton TD, Murphy DL, Jimerson DC. Testmeal responses following m-chlorophenylpiperazine and L-tryptophan in bulimics and controls. *Neuropsychopharmacology*. 1994 Aug;11(1):63-71. doi: 10.1038/npp.1994.36. PMID: 7945745. Exclusion Code: X3.
142. Brewin N, Baggott J, Dugard P, et al. Clinical normative data for eating disorder examination questionnaire and eating disorder inventory for DSM-5 feeding and eating disorder classifications: a retrospective study of patients formerly diagnosed via DSM-IV. *Eur Eat Disord Rev*. 2014 Jul;22(4):299-305. doi: 10.1002/erv.2301. PMID: 24888670. Exclusion Code: X7.
143. Brockmeyer T, Friederich HC, Küppers C, et al. Approach bias modification training in bulimia nervosa and binge-eating disorder: A pilot randomized controlled trial. *Int J Eat Disord*. 2019 May;52(5):520-9. doi: 10.1002/eat.23024. PMID: 30689229. Exclusion Code: X5.
144. Brockmeyer T, Ingernerf K, Walther S, et al. Training cognitive flexibility in patients with anorexia nervosa: a pilot randomized controlled trial of cognitive remediation therapy. *Int J Eat Disord*. 2014 Jan;47(1):24-31. doi: 10.1002/eat.22206. PMID: 24166941. Exclusion Code: X3.
145. Brockmeyer T, Schmidt U, Friederich HC. The ABBA study - approach bias modification in bulimia nervosa and binge eating disorder: study protocol for a randomised controlled trial. *Trials*. 2016 Sep 26;17(1):466. doi: 10.1186/s13063-016-1596-6. PMID: 27670138. Exclusion Code: X7.
146. Brown TA, Forney KJ, Pinner D, et al. A randomized controlled trial of The Body Project: More Than Muscles for men with body dissatisfaction. *Int J Eat Disord*. 2017 Aug;50(8):873-83. doi: 10.1002/eat.22724. PMID: 28481431. Exclusion Code: X2.

Appendix C. Excluded Studies

147. Brown TA, Holland LA, Keel PK. Comparing operational definitions of DSM-5 anorexia nervosa for research contexts. *Int J Eat Disord.* 2014;47(1):76-84. doi: 10.1002/eat.22184. PMID: 2013-43517-010. Exclusion Code: X4.
148. Brown TA, Keel PK. A randomized controlled trial of a peer co-led dissonance-based eating disorder prevention program for gay men. *Behav Res Ther.* 2015 Nov;74:1-10. doi: 10.1016/j.brat.2015.08.008. PMID: 26342904. Exclusion Code: X5.
149. Brownley KA, Von Holle A, Hamer RM, et al. A double-blind, randomized pilot trial of chromium picolinate for binge eating disorder: Results of the binge eating and chromium (BEACH) study. *J Psychosom Res.* 2013;75(1):36-42. doi: 10.1016/j.jpsychores.2013.03.092. PMID: 2013-20976-006. Exclusion Code: X5.
150. Bryant-Waugh R, Micali N, Cooke L, et al. Development of the Pica, ARFID, and Rumination Disorder Interview, a multi-informant, semi-structured interview of feeding disorders across the lifespan: A pilot study for ages 10-22. *Int J Eat Disord.* 2019 Apr;52(4):378-87. doi: 10.1002/eat.22958. PMID: 30312485. Exclusion Code: X9.
151. Bryant-Waugh R, Micali N, Cooke L, et al. Development of the pica, arfid, and rumination disorder interview, a multi-informant, semi-structured interview of feeding disorders across the lifespan: A pilot study for ages 10-22. *Int J Eat Disord.* 2018doi: 10.1002/eat.22958. PMID: 2018-51816-001. Exclusion Code: X4.
152. Bucci JM, Roberson-Nay R, Strong DR, et al. Construct validity and reliability of the College Oriented Eating Disorders Screen (COEDS). *Eat Behav.* 2005 Dec;6(4):393-402. doi: 10.1016/j.eatbeh.2005.03.001. PMID: 16257812. Exclusion Code: X7.
153. Buddeberg-Fischer B, Reed V. Prevention of disturbed eating behavior: An intervention program in Swiss high school classes. *Eating Disorders: The Journal of Treatment & Prevention.* 2001 Sum 2001;9(2):109-24. doi: 10.1080/10640260127723. PMID: 2001-06756-002. Exclusion Code: X7.
154. Buerger A, Ernst V, Wolter V, et al. Treating eating disorders in the real world - MaiStep: A skill-based universal prevention for schools. *Prev Med.* 2019 Jun;123:324-32. doi: 10.1016/j.ypmed.2019.04.008. PMID: 31004619. Exclusion Code: X5.
155. Bulik CM, Sullivan PF, Carter FA, et al. The role of exposure with response prevention in the cognitive-behavioural therapy for bulimia nervosa. *Psychol Med.* 1998 May;28(3):611-23. doi: 10.1017/s0033291798006618. PMID: 9626717. Exclusion Code: X4.
156. Bulik CM, Von Holle A, Hamer R, et al. Patterns of remission, continuation and incidence of broadly defined eating disorders during early pregnancy in the Norwegian Mother and Child Cohort Study (MoBa). *Psychol Med.* 2007 Aug;37(8):1109-18. doi: 10.1017/s0033291707000724. PMID: 17493296. Exclusion Code: X9.
157. Burton AL, Hay P, Kleitman S, et al. Confirmatory factor analysis and examination of the psychometric properties of the eating beliefs questionnaire. *BMC Psychiatry.* 2017 Jul 3;17(1):237. doi:

Appendix C. Excluded Studies

- 10.1186/s12888-017-1394-z. PMID: 28673268. Exclusion Code: X4.
158. Burton AL, Mitchison D, Hay P, et al. Beliefs about binge eating: psychometric properties of the Eating Beliefs Questionnaire (EBQ-18) in eating disorder, obese, and community samples. *Nutrients*. 2018 Sep 14;10(9)doi: 10.3390/nu10091306. PMID: 30223500. Exclusion Code: X4.
159. Burton AL, Smith E, Abbott MJ. Assessing the clinical utility of the Eating Beliefs Questionnaire: Results from receiver operating characteristic curve analysis with a clinical sample. *Eur J Psychol Assess*. 2020;36(2):421-6. doi: 10.1027/1015-5759/a000496 10.1027/1015-5759/a000496 (Supplemental). PMID: 2018-52100-001. Exclusion Code: X4.
160. Burton E, Stice E. Evaluation of a healthy-weight treatment program for bulimia nervosa: a preliminary randomized trial. *Behav Res Ther*. 2006 Dec;44(12):1727-38. doi: 10.1016/j.brat.2005.12.008. PMID: 16458252. Exclusion Code: X5.
161. Burton E, Stice E, Bearman SK, et al. Experimental test of the affect-regulation theory of bulimic symptoms and substance use: a randomized trial. *Int J Eat Disord*. 2007 Jan;40(1):27-36. doi: 10.1002/eat.20292. PMID: 16958129. Exclusion Code: X3.
162. Bustin LA, Lane-Loney SE, Hollenbeak CS, et al. Motivational stage of change in young patients undergoing day treatment for eating disorders. *Int J Adolesc Med Health*. 2013;25(2):151-6. doi: 10.1515/ijamh-2013-0023. PMID: 23337045. Exclusion Code: X7.
163. Button EJ, Sonuga-Barke EJ, Davies J, et al. A prospective study of self-esteem in the prediction of eating problems in adolescent schoolgirls: questionnaire findings. *Br J Clin Psychol*. 1996 May;35(2):193-203. doi: 10.1111/j.2044-8260.1996.tb01176.x. PMID: 8773797. Exclusion Code: X4.
164. Byford S, Barrett B, Roberts C, et al. Economic evaluation of a randomised controlled trial for anorexia nervosa in adolescents. *Br J Psychiatry*. 2007;191(5):436-40. doi: 10.1192/bjp.bp.107.036806. PMID: 2008-11368-013. Exclusion Code: X7.
165. Byrne CE, Accurso EC, Arnow KD, et al. An exploratory examination of patient and parental self-efficacy as predictors of weight gain in adolescents with anorexia nervosa. *Int J Eat Disord*. 2015 Nov;48(7):883-8. doi: 10.1002/eat.22376. PMID: 25808269. Exclusion Code: X7.
166. Byrne CE, Wonderlich JA, Curby T, et al. Using bivariate latent basis growth curve analysis to better understand treatment outcome in youth with anorexia nervosa. *Eur Eat Disord Rev*. 2018;26(5):483-8. doi: 10.1002/erv.2596. PMID: 2018-18973-001. Exclusion Code: X7.
167. Byrne S, Wade T, Hay P, et al. A randomised controlled trial of three psychological treatments for anorexia nervosa. *Psychol Med*. 2017;47(16):2823-33. doi: 10.1017/S0033291717001349. PMID: 2017-23860-001. Exclusion Code: X7.
168. Byrne SM, Allen KL, Lampard AM, et al. The factor structure of the eating disorder examination in clinical and community samples. *Int J Eat Disord*. 2010 Apr;43(3):260-5.

Appendix C. Excluded Studies

- doi: 10.1002/eat.20681. PMID: 19350647. Exclusion Code: X7.
169. Byrne SM, Fursland A, Allen KL, et al. The effectiveness of enhanced cognitive behavioural therapy for eating disorders: An open trial. *Behav Res Ther.* 2011;49(4):219-26. doi: 10.1016/j.brat.2011.01.006. PMID: 2011-05856-002. Exclusion Code: X7.
170. Cadwallader JS, Godart N, Chastang J, et al. Detecting eating disorder patients in a general practice setting: A systematic review of heterogeneous data on clinical outcomes and care trajectories. *Eat Weight Disord.* 2016;21(3):365-81. doi: 10.1007/s40519-016-0273-9. PMID: 2016-43422-003. Exclusion Code: X9.
171. Calugi S, Milanese C, Sartirana M, et al. The Eating Disorder Examination Questionnaire: reliability and validity of the Italian version. *Eat Weight Disord.* 2017 Sep;22(3):509-14. doi: 10.1007/s40519-016-0276-6. PMID: 27039107. Exclusion Code: X4.
172. Calugi S, Pace CS, Muzi S, et al. Psychometric proprieties of the Italian version of the questionnaire on eating and weight patterns (QEW-5) and its accuracy in screening for binge-eating disorder in patients seeking treatment for obesity. *Eat Weight Disord.* 2019 Nov 29; doi: 10.1007/s40519-019-00818-1. PMID: 31784945. Exclusion Code: X4.
173. Calugi S, Ricca V, Castellini G, et al. The eating disorder examination: reliability and validity of the Italian version. *Eat Weight Disord.* 2015 Dec;20(4):505-11. doi: 10.1007/s40519-015-0191-2. PMID: 25850414. Exclusion Code: X7.
174. Canals J, Carbajo G, Fernández-Ballart J. Discriminant validity of the Eating Attitudes Test according to American Psychiatric Association and World Health Organization criteria of eating disorders. *Psychol Rep.* 2002 Dec;91(3 Pt 2):1052-6. doi: 10.2466/pr0.2002.91.3f.1052. PMID: 12585511. Exclusion Code: X4.
175. Candy CM, Fee VE. Underlying dimensions and psychometric properties of the Eating Behaviors and Body Image Test for preadolescent girls. *J Clin Child Psychol.* 1998 Mar;27(1):117-27. doi: 10.1207/s15374424jccp2701_13. PMID: 9561944. Exclusion Code: X7.
176. Cantwell R, Steel JM. Screening for eating disorders in diabetes mellitus. *J Psychosom Res.* 1996 Jan;40(1):15-20. doi: 10.1016/0022-3999(95)00534-x. PMID: 8730640. Exclusion Code: X7.
177. Carbonneau E, Carbonneau N, Lamarche B, et al. Validation of a French-Canadian adaptation of the Intuitive Eating Scale-2 for the adult population. *Appetite.* 2016 Oct 1;105:37-45. doi: 10.1016/j.appet.2016.05.001. PMID: 27179938. Exclusion Code: X4.
178. Cardi V, Ambwani S, Crosby R, et al. Self-Help And Recovery guide for Eating Disorders (SHARED): study protocol for a randomized controlled trial. *Trials.* 2015;16:165. doi: 10.1186/s13063-015-0701-6. PMID: CN-01171109. Exclusion Code: X7.
179. Carr MM, Catak PD, Pejsa-Reitz MC, et al. Measurement invariance of the Yale Food Addiction Scale 20 across gender and racial groups. *Psychol Assess.* 2017;29(8):1044-52. doi: 10.1037/pas0000403. PMID: 2016-57455-001. Exclusion Code: X4.

Appendix C. Excluded Studies

180. Carrard I, Crépin C, Rouget P, et al. Randomised controlled trial of a guided self-help treatment on the internet for binge eating disorder. *Behav Res Ther.* 2011;49(8):482-91. doi: 10.1016/j.brat.2011.05.004. PMID: 2011-11595-001. Exclusion Code: X14.
181. Carrard I, Fernandez-Aranda F, Lam T, et al. Evaluation of a guided internet self-treatment programme for bulimia nervosa in several European countries. *Eur Eat Disord Rev.* 2011 Mar-Apr;19(2):138-49. doi: 10.1002/erv.1043. PMID: 20859989. Exclusion Code: X9.
182. Carrard I, Rebetez MM, Mobbs O, et al. Factor structure of a French version of the Eating Disorder Examination-Questionnaire among women with and without binge eating disorder symptoms. *Eat Weight Disord.* 2015 Mar;20(1):137-44. doi: 10.1007/s40519-014-0148-x. PMID: 25194301. Exclusion Code: X4.
183. Carruba MO, Cuzzolaro M, Riva L, et al. Efficacy and tolerability of moclobemide in bulimia nervosa: a placebo-controlled trial. *Int Clin Psychopharmacol.* 2001 Jan;16(1):27-32. doi: 10.1097/00004850-200101000-00003. PMID: 11195257. Exclusion Code: X5.
184. Carter FA, Boden JM, Jordan J, et al. Weight suppression predicts total weight gain and rate of weight gain in outpatients with anorexia nervosa. *Int J Eat Disord.* 2015 Nov;48(7):912-8. doi: 10.1002/eat.22425. PMID: 26010980. Exclusion Code: X7.
185. Carter FA, Bulik CM, McIntosh VV, et al. Changes in cue reactivity following treatment for bulimia nervosa. *Int J Eat Disord.* 2001 Apr;29(3):336-44. doi: 10.1002/eat.1027. PMID: 11262514. Exclusion Code: X7.
186. Carter FA, Bulik CM, McIntosh VV, et al. Cue reactivity as a predictor of outcome with bulimia nervosa. *Int J Eat Disord.* 2002 Apr;31(3):240-50. doi: 10.1002/eat.10041. PMID: 11920985. Exclusion Code: X7.
187. Carter FA, Jordan J, McIntosh VV, et al. The long-term efficacy of three psychotherapies for anorexia nervosa: a randomized, controlled trial. *Int J Eat Disord.* 2011 Nov;44(7):647-54. doi: 10.1002/eat.20879. PMID: 21997429. Exclusion Code: X7.
188. Carter FA, McIntosh VV, Frampton CM, et al. Predictors of childbirth following treatment for bulimia nervosa. *Int J Eat Disord.* 2003 Nov;34(3):337-42. doi: 10.1002/eat.10218. PMID: 12949925. Exclusion Code: X7.
189. Carter FA, McIntosh VV, Joyce PR, et al. Cue reactivity in bulimia nervosa: a useful self-report approach. *Int J Eat Disord.* 2006 Dec;39(8):694-9. doi: 10.1002/eat.20331. PMID: 16927381. Exclusion Code: X7.
190. Carter FA, McIntosh VV, Joyce PR, et al. Patterns of weight change after treatment for bulimia nervosa. *Int J Eat Disord.* 2004 Jul;36(1):12-21. doi: 10.1002/eat.20021. PMID: 15185267. Exclusion Code: X7.
191. Carter FA, McIntosh VV, Joyce PR, et al. Impact of pre-treatment weight on weight trajectory in women treated for bulimia nervosa. *Eur Eat Disord Rev.* 2004;12(6):387-91. doi: 10.1002/erv.600. PMID: CN-01752041. Exclusion Code: X7.
192. Carter JC, Aimé AA, Mills JS. Assessment of bulimia nervosa: a comparison of interview and self-report questionnaire methods. *Int J*

Appendix C. Excluded Studies

- Eat Disord.* 2001 Sep;30(2):187-92. doi: 10.1002/eat.1071. PMID: 11449452. Exclusion Code: X4.
193. Carter JC, Fairburn CG. Cognitive-behavioral self-help for binge eating disorder: a controlled effectiveness study. *J Consult Clin Psychol.* 1998 Aug;66(4):616-23. doi: 10.1037//0022-006x.66.4.616. PMID: 9735577. Exclusion Code: X14.
194. Carter PI, Moss RA. Screening for anorexia and bulimia nervosa in a college population: problems and limitations. *Addict Behav.* 1984;9(4):417-9. doi: 10.1016/0306-4603(84)90045-5. PMID: 6598003. Exclusion Code: X9.
195. Caselli G, Spada MM. The Desire Thinking Questionnaire: development and psychometric properties. *Addict Behav.* 2011 Nov;36(11):1061-7. doi: 10.1016/j.addbeh.2011.06.013. PMID: 21741178. Exclusion Code: X4.
196. Cassin SE, von Ranson KM, Heng K, et al. Adapted motivational interviewing for women with binge eating disorder: a randomized controlled trial. *Psychol Addict Behav.* 2008;22(3):417-25. doi: 10.1037/0893-164X.22.3.417. PMID: CN-00650981. Exclusion Code: X7.
197. Castelnuovo G, Manzoni GM, Villa V, et al. Brief strategic therapy vs cognitive behavioral therapy for the inpatient and telephone-based outpatient treatment of binge eating disorder: the STRATOB randomized controlled clinical trial. *Clin Pract Epidemiol Ment Health.* 2011;7:29-37. doi: 10.2174/1745017901107010029. PMID: CN-00851861. Exclusion Code: X7.
198. Castillo I, Solano S, Sepúlveda AR. A controlled study of an integrated prevention program for improving disordered eating and body image among Mexican university students: A 3-month follow-up. *Eur Eat Disord Rev.* 2019 Sep;27(5):541-56. doi: 10.1002/erv.2674. PMID: 30997721. Exclusion Code: X3.
199. Castro-Fornieles J, Bigorra A, Martinez-Mallen E, et al. Motivation to change in adolescents with bulimia nervosa mediates clinical change after treatment. *Eur Eat Disord Rev.* 2011 Jan-Feb;19(1):46-54. doi: 10.1002/erv.1045. PMID: 20872926. Exclusion Code: X7.
200. Catalan-Matamoros D, Helvik-Skjaerven L, Labajos-Manzanares MT, et al. A pilot study on the effect of Basic Body Awareness Therapy in patients with eating disorders: a randomized controlled trial. *Clin Rehabil.* 2011 Jul;25(7):617-26. doi: 10.1177/0269215510394223. PMID: 21402650. Exclusion Code: X3.
201. Cebolla A, Barrada JR, van Strien T, et al. Validation of the Dutch Eating Behavior Questionnaire (DEBQ) in a sample of Spanish women. *Appetite.* 2014 Feb;73:58-64. doi: 10.1016/j.appet.2013.10.014. PMID: 24177441. Exclusion Code: X7.
202. Ceccherini-Nelli A, Guidi L. Fluoxetine: the relationship between response, adverse events, and plasma concentrations in the treatment of bulimia nervosa. *Int Clin Psychopharmacol.* 1993 Winter;8(4):311-3. PMID: 8277153. Exclusion Code: X7.
203. Celio AA, Wilfley DE, Crow SJ, et al. A comparison of the binge eating scale, questionnaire for eating and weight patterns-revised, and eating disorder examination questionnaire with instructions with the eating disorder examination in the assessment of binge eating disorder

Appendix C. Excluded Studies

- and its symptoms. *Int J Eat Disord*. 2004 Dec;36(4):434-44. doi: 10.1002/eat.20057. PMID: 15558644. Exclusion Code: X3.
204. Celio AA, Winzelberg AJ, Wilfley DE, et al. Reducing risk factors for eating disorders: comparison of an Internet- and a classroom-delivered psychoeducational program. *J Consult Clin Psychol*. 2000 Aug;68(4):650-7. PMID: 10965640. Exclusion Code: X3.
205. Chamberlain SR, Mogg K, Bradley BP, et al. Effects of mu opioid receptor antagonism on cognition in obese binge-eating individuals. *Psychopharmacology (Berl)*. 2012 Dec;224(4):501-9. doi: 10.1007/s00213-012-2778-x. PMID: 22752384. Exclusion Code: X7.
206. Chan CW, Leung SF. Validation of the Eating Disorder Examination Questionnaire: an online version. *J Hum Nutr Diet*. 2015 Dec;28(6):659-65. doi: 10.1111/jhn.12275. PMID: 25234124. Exclusion Code: X7.
207. Chan CY, Lee AM, Koh YW, et al. Course, risk factors, and adverse outcomes of disordered eating in pregnancy. *Int J Eat Disord*. 2019 Jun;52(6):652-8. doi: 10.1002/eat.23065. PMID: 30821851. Exclusion Code: X9.
208. Channon S, de Silva P, Hemsley D, et al. A controlled trial of cognitive-behavioural and behavioural treatment of anorexia nervosa. *Behav Res Ther*. 1989;27(5):529-35. doi: 10.1016/0005-7967(89)90087-9. PMID: 2684134. Exclusion Code: X7.
209. Chao AM, Wadden TA, Gorin AA, et al. Binge Eating and Weight Loss Outcomes in Individuals with Type 2 Diabetes: 4-Year Results from the Look AHEAD Study. *Obesity (Silver Spring)*. 2017 Nov;25(11):1830-7. doi: 10.1002/oby.21975. PMID: 29086498. Exclusion Code: X5.
210. Chard CA, Hilzendegen C, Barthels F, et al. Psychometric evaluation of the English version of the Düsseldorf Orthorexia Scale (DOS) and the prevalence of orthorexia nervosa among a U.S. student sample. *Eat Weight Disord*. 2019 Apr;24(2):275-81. doi: 10.1007/s40519-018-0570-6. PMID: 30196526. Exclusion Code: X2.
211. Chen EY, Cacioppo J, Fettich K, et al. An adaptive randomized trial of dialectical behavior therapy and cognitive behavior therapy for binge-eating. *Psychol Med*. 2017 Mar;47(4):703-17. doi: 10.1017/s0033291716002543. PMID: 27852348. Exclusion Code: X7.
212. Chiba H, Nagamitsu S, Sakurai R, et al. Children's Eating Attitudes Test: Reliability and validation in Japanese adolescents. *Eat Behav*. 2016 Dec;23:120-5. doi: 10.1016/j.eatbeh.2016.09.001. PMID: 27643567. Exclusion Code: X3.
213. Chithambo TP, Huey SJ, Jr. Internet-delivered eating disorder prevention: A randomized controlled trial of dissonance-based and cognitive-behavioral interventions. *Int J Eat Disord*. 2017 Oct;50(10):1142-51. doi: 10.1002/eat.22762. PMID: 28801926. Exclusion Code: X3.
214. Ciao AC, Accurso EC, Fitzsimmons-Craft EE, et al. Family functioning in two treatments for adolescent anorexia nervosa. *Int J Eat Disord*. 2015 Jan;48(1):81-90. doi: 10.1002/eat.22314. PMID: 24902822. Exclusion Code: X7.
215. Cihan B, Bozo Ö, Schaefer LM, et al. Psychometric properties of the Sociocultural Attitudes Towards Appearance Questionnaire-4-Revised (SATAQ-4R) in Turkish

Appendix C. Excluded Studies

- women. *Eat Behav.* 2016 Apr;21:168-71. doi: 10.1016/j.eatbeh.2016.03.003. PMID: 26970730. Exclusion Code: X4.
216. Claudino AM, de Oliveira IR, Appolinario JC, et al. Double-blind, randomized, placebo-controlled trial of topiramate plus cognitive-behavior therapy in binge-eating disorder. *J Clin Psychiatry.* 2007 Sep;68(9):1324-32. doi: 10.4088/jcp.v68n0901. PMID: 17915969. Exclusion Code: X7.
217. Clausen L. Time to remission for eating disorder patients: a 2(1/2)-year follow-up study of outcome and predictors. *Nord J Psychiatry.* 2008;62(2):151-9. doi: 10.1080/08039480801984875. PMID: 18569780. Exclusion Code: X7.
218. Clausen L, Rokkedal K, Rosenvinge JH. Validating the eating disorder inventory (EDI-2) in two Danish samples: a comparison between female eating disorder patients and females from the general population. *Eur Eat Disord Rev.* 2009 Nov;17(6):462-7. doi: 10.1002/erv.945. PMID: 19504471. Exclusion Code: X7.
219. Clausen L, Rosenvinge JH, Friberg O, et al. Validating the Eating Disorder Inventory-3 (EDI-3): A comparison between 561 female eating disorders patients and 878 females from the general population. *J Psychopathol Behav Assess.* 2011;33(1):101-10. doi: 10.1007/s10862-010-9207-4. PMID: 2011-04160-012. Exclusion Code: X3.
220. Clinton D, Birgegård A. Classifying empirically valid and clinically meaningful change in eating disorders using the Eating Disorders Inventory, version 2 (EDI-2). *Eat Behav.* 2017 Aug;26:99-103. doi: 10.1016/j.eatbeh.2017.02.001. PMID: 28213339. Exclusion Code: X9.
221. Cockroft MC, Bartlett TR, Wallace DC. Sleep, nutrition, disordered eating, problematic tobacco and alcohol use, and exercise in college students with and without diabetes. *J Psychosoc Nurs Ment Health Serv.* 2019 Dec 1;57(12):23-32. doi: 10.3928/02793695-20190919-04. PMID: 31566702. Exclusion Code: X7.
222. Colton PA, Olmsted MP, Rodin GM. Eating disturbances in a school population of preteen girls: assessment and screening. *Int J Eat Disord.* 2007 Jul;40(5):435-40. doi: 10.1002/eat.20386. PMID: 17497707. Exclusion Code: X4.
223. Compte EJ, Nagata JM, Sepúlveda AR, et al. Confirmatory factor analysis and measurement invariance of the eating disorders examination-questionnaire across four male samples in Argentina. *Int J Eat Disord.* 2019 Jun;52(6):740-5. doi: 10.1002/eat.23075. PMID: 30912863. Exclusion Code: X7.
224. Coniglio KA, Becker KR, Tabri N, et al. Factorial integrity and validation of the Eating Pathology Symptoms Inventory (EPSI). *Eat Behav.* 2018 Dec;31:1-7. doi: 10.1016/j.eatbeh.2018.07.004. PMID: 30025234. Exclusion Code: X4.
225. Conley A, Boardman JD. Weight overestimation as an indicator of disordered eating behaviors among young women in the United States. *Int J Eat Disord.* 2007 Jul;40(5):441-5. doi: 10.1002/eat.20383. PMID: 17497706. Exclusion Code: X7.
226. Connors ME, Johnson CL, Stuckey MK. Treatment of bulimia with brief psychoeducational group therapy. *Am J Psychiatry.* 1984 Dec;141(12):1512-6. doi:

Appendix C. Excluded Studies

- 10.1176/ajp.141.12.1512. PMID: 6391211. Exclusion Code: X7.
227. Constantino MJ, Arnow BA, Blasey C, et al. The association between patient characteristics and the therapeutic alliance in cognitive-behavioral and interpersonal therapy for bulimia nervosa. *J Consult Clin Psychol.* 2005 Apr;73(2):203-11. doi: 10.1037/0022-006x.73.2.203. PMID: 15796627. Exclusion Code: X7.
228. Conti MA, Ferreira ME, de Carvalho PH, et al. Stunkard figure rating scale for Brazilian men. *Eat Weight Disord.* 2013 Sep;18(3):317-22. doi: 10.1007/s40519-013-0037-8. PMID: 23775630. Exclusion Code: X4.
229. Cooley E, Toray T. Disordered eating in college freshman women: a prospective study. *J Am Coll Health.* 2001 Mar;49(5):229-35. doi: 10.1080/07448480109596308. PMID: 11337898. Exclusion Code: X7.
230. Cooley E, Toray T. Body image and personality predictors of eating disorder symptoms during the college years. *Int J Eat Disord.* 2001 Jul;30(1):28-36. doi: 10.1002/eat.1051. PMID: 11439406. Exclusion Code: X7.
231. Cooper PJ, Watkins B, Bryant-Waugh R, et al. The nosological status of early onset anorexia nervosa. *Psychol Med.* 2002 Jul;32(5):873-80. doi: 10.1017/s0033291702005664. PMID: 12171381. Exclusion Code: X7.
232. Cooper Z, Calugi S, Dalle Grave R. Controlling binge eating and weight: a treatment for binge eating disorder worth researching? *Eat Weight Disord.* 2019 Jun 18doi: 10.1007/s40519-019-00734-4. PMID: 31214963. Exclusion Code: X9.
233. Cooper Z, Cooper PJ, Fairburn CG. The specificity of the Eating Disorder Inventory. *Br J Clin Psychol.* 1985 May;24 (Pt 2):129-30. doi: 10.1111/j.2044-8260.1985.tb01324.x. PMID: 3859342. Exclusion Code: X12.
234. Corazon SS, Sidenius U, Vammen KS, et al. The Tree Is My Anchor: a Pilot Study on the Treatment of BED through Nature-Based Therapy. *Int J Environ Res Public Health.* 2018;15(11) (no pagination)doi: 10.3390/ijerph15112486. PMID: CN-01667739. Exclusion Code: X5.
235. Cordero ED, Julian AK, Murray KE. Measurement of disordered eating in Latina college women. *Eat Behav.* 2013 Apr;14(2):220-3. doi: 10.1016/j.eatbeh.2012.12.006. PMID: 23557825. Exclusion Code: X4.
236. Corwin RL, Boan J, Peters KF, et al. Baclofen reduces binge eating in a double-blind, placebo-controlled, crossover study. *Behav Pharmacol.* 2012 Sep;23(5-6):616-25. doi: 10.1097/FBP.0b013e328357bd62. PMID: 22854310. Exclusion Code: X14.
237. Courbasson C, Nishikawa Y, Dixon L. Outcome of dialectical behaviour therapy for concurrent eating and substance use disorders. *Clin Psychol Psychother.* 2012 Sep;19(5):434-49. doi: 10.1002/cpp.748. PMID: 21416557. Exclusion Code: X7.
238. Court A, Mulder C, Kerr M, et al. Investigating the effectiveness, safety and tolerability of quetiapine in the treatment of anorexia nervosa in young people: a pilot study. *J Psychiatr Res.* 2010 Nov;44(15):1027-34. doi: 10.1016/j.jpsychires.2010.03.011. PMID: 20447652. Exclusion Code: X7.
239. Couturier J, Lock J, Forsberg S, et al. The addition of parent and clinician component to the eating disorder examination for children and adolescents. *Int J Eat Disord.*

Appendix C. Excluded Studies

- 2007;40(5):472-5. doi: 10.1002/eat.20379. PMID: 2007-09610-012. Exclusion Code: X4.
240. Couturier J, Lock J, Forsberg S, et al. The addition of a parent and clinician component to the eating disorder examination for children and adolescents. *Int J Eat Disord.* 2007 Jul;40(5):472-5. doi: 10.1002/eat.20379. PMID: 17726771. Exclusion Code: X7.
241. Cragun D, DeBate RD, Ata RN, et al. Psychometric properties of the Body Esteem Scale for adolescents and adults in an early adolescent sample. *Eat Weight Disord.* 2013;18(3):275-82. doi: 10.1007/s40519-013-0031-1. PMID: 2014-25675-006. Exclusion Code: X4.
242. Crisp AH, Norton K, Gowers S, et al. A controlled study of the effect of therapies aimed at adolescent and family psychopathology in anorexia nervosa. *Br J Psychiatry.* 1991 Sep;159:325-33. doi: 10.1192/bjp.159.3.325. PMID: 1958942. Exclusion Code: X3.
243. Crow SJ, Stewart Agras W, Halmi K, et al. Full syndromal versus subthreshold anorexia nervosa, bulimia nervosa, and binge eating disorder: a multicenter study. *Int J Eat Disord.* 2002 Nov;32(3):309-18. doi: 10.1002/eat.10088. PMID: 12210645. Exclusion Code: X7.
244. Cuneo JG, Godfrey KM, Wright LJ, et al. Feasibility, acceptability, and exploratory outcomes of acceptance and commitment therapy for binge eating symptoms in veterans: A preliminary clinic-based study. *J Cogn Psychother.* 2018;32(3):155-70. doi: 10.1891/0889-8391.32.3.155. PMID: 2018-67280-001. Exclusion Code: X7.
245. Da Porto A, Casarsa V, Colussi G, et al. Dulaglutide reduces binge episodes in type 2 diabetic patients with binge eating disorder: A pilot study. *Diabetes Metab Syndr.* 2020 Mar 31;14(4):289-92. doi: 10.1016/j.dsx.2020.03.009. PMID: 32289741. Exclusion Code: X7.
246. Dahlgren CL, Stedal K, Rø Ø. Eating Disorder Examination Questionnaire (EDE-Q) and Clinical Impairment Assessment (CIA): clinical norms and functional impairment in male and female adults with eating disorders. *Nord J Psychiatry.* 2017 May;71(4):256-61. doi: 10.1080/08039488.2016.1271452. PMID: 28084126. Exclusion Code: X4.
247. Dahlsgaard KK, Bodie J. The (extremely) picky eaters clinic: A pilot trial of a seven-session group behavioral intervention for parents of children with avoidant/restrictive food intake disorder. *Cogn Behav Pract.* 2019;26(3):492-505. doi: 10.1016/j.cbpra.2018.11.001. PMID: 2019-05228-001. Exclusion Code: X9.
248. Dakanalis A, Bartoli F, Caslini M, et al. Validity and clinical utility of the DSM-5 severity specifier for bulimia nervosa: results from a multisite sample of patients who received evidence-based treatment. *Eur Arch Psychiatry Clin Neurosci.* 2017 Dec;267(8):823-9. doi: 10.1007/s00406-016-0712-7. PMID: 27435722. Exclusion Code: X3.
249. Dakanalis A, Carrà G, Calogero R, et al. The social appearance anxiety scale in Italian adolescent populations: construct validation and group discrimination in community and Clinical Eating Disorders Samples. *Child Psychiatry Hum Dev.* 2016 Feb;47(1):133-50. doi:

Appendix C. Excluded Studies

- 10.1007/s10578-015-0551-1. PMID: 25976291. Exclusion Code: X7.
250. Dakanalis A, Clerici M, Carrà G. Narcissistic vulnerability and grandiosity as mediators between insecure attachment and future eating disordered behaviors: a prospective analysis of over 2,000 freshmen. *J Clin Psychol*. 2016;72(3):279-92. doi: 10.1002/jclp.22237. PMID: 2015-54194-001. Exclusion Code: X7.
251. Dakanalis A, Timko A, Serino S, et al. Prospective psychosocial predictors of onset and cessation of eating pathology amongst college women. *Eur Eat Disord Rev*. 2016;24(3):251-6. doi: 10.1002/erv.2433. PMID: 2016-06314-001. Exclusion Code: X7.
252. Dalle Grave R, Calugi S, Sartirana M, et al. Transdiagnostic cognitive behaviour therapy for adolescents with an eating disorder who are not underweight. *Behav Res Ther*. 2015;73:79-82. doi: 10.1016/j.brat.2015.07.014. PMID: 2015-43144-012. Exclusion Code: X7.
253. Dalle Grave R, Sartirana M, Calugi S. Enhanced cognitive behavioral therapy for adolescents with anorexia nervosa: Outcomes and predictors of change in a real-world setting. *Int J Eat Disord*. 2019 Sep;52(9):1042-6. doi: 10.1002/eat.23122. PMID: 31199022. Exclusion Code: X7.
254. Dalle Grave R, Sartirana M, Milanese C, et al. Validity and reliability of the Eating Problem Checklist. *Eat Disord*. 2019 Jul-Aug;27(4):384-99. doi: 10.1080/10640266.2018.1528084. PMID: 30346888. Exclusion Code: X3.
255. Dally P, Sargant W. Treatment and outcome of anorexia nervosa. *Br Med J*. 1966 Oct 1;2(5517):793-5. doi: 10.1136/bmj.2.5517.793. PMID: 5918777. Exclusion Code: X3.
256. Dally PJ. Anorexia nervosa--long-term follow up and effects of treatment. *J Psychosom Res*. 1967 Jun;11(1):151-5. doi: 10.1016/0022-3999(67)90067-0. PMID: 6049026. Exclusion Code: X12.
257. Dalton B, Bartholdy S, McClelland J, et al. Randomised controlled feasibility trial of real versus sham repetitive transcranial magnetic stimulation treatment in adults with severe and enduring anorexia nervosa: the TIARA study. *BMJ Open*. 2018 Jul 16;8(7):e021531. doi: 10.1136/bmjopen-2018-021531. PMID: 30012789. Exclusion Code: X3.
258. Daniel SIF, Lunn S, Poulsen S. Autobiographical memory narratives in treatment for bulimia nervosa: The effect of client attachment, depression, and therapy type. *Narrative Inquiry*. 2014;24(1):153-74. doi: 10.1075/ni.24.1.08dan. PMID: 2014-52095-008. Exclusion Code: X7.
259. Danner UN, Evers C, Sternheim L, et al. Influence of negative affect on choice behavior in individuals with binge eating pathology. *Psychiatry Res*. 2013;207(1-2):100-6. doi: 10.1016/j.psychres.2012.10.016. PMID: 2012-31319-001. Exclusion Code: X5.
260. Dare C, Eisler I, Russell G, et al. Psychological therapies for adults with anorexia nervosa: randomised controlled trial of out-patient treatments. *Br J Psychiatry*. 2001 Mar;178:216-21. doi: 10.1192/bjp.178.3.216. PMID: 11230031. Exclusion Code: X7.
261. Davidsen AH, Poulsen S, Lindschou J, et al. Feedback in group psychotherapy for eating disorders: A randomized clinical trial. *J*

Appendix C. Excluded Studies

- Consult Clin Psychol.* 2017 May;85(5):484-94. doi: 10.1037/ccp0000173. PMID: 28333513. Exclusion Code: X7.
262. Davidsen AH, Poulsen S, Waadegaard M, et al. Feedback versus no feedback in improving patient outcome in group psychotherapy for eating disorders (F-EAT): protocol for a randomized clinical trial. *Trials.* 2014 Apr 23;15:138. doi: 10.1186/1745-6215-15-138. PMID: 24754974. Exclusion Code: X7.
263. Davis BA, Kennedy SH, Durden DA, et al. The effect of the MAO-A selective inhibitor brofaromine on the plasma and urine concentrations of some biogenic amines and their acidic metabolites in bulimia nervosa. *Prog Neuropsychopharmacol Biol Psychiatry.* 1993;17(5):747-63. doi: 10.1016/0278-5846(93)90057-Y. PMID: 1994-18635-001. Exclusion Code: X7.
264. Davis C, Levitan RD, Kaplan AS, et al. Sex differences in subjective and objective responses to a stimulant medication (methylphenidate): Comparisons between overweight/obese adults with and without binge-eating disorder. *Int J Eat Disord.* 2016 May;49(5):473-81. doi: 10.1002/eat.22493. PMID: 26691428. Exclusion Code: X5.
265. Davis R, Olmsted M, Rockert W, et al. Group psychoeducation for bulimia nervosa with and without additional psychotherapy process sessions. *Int J Eat Disord.* 1997 Jul;22(1):25-34. doi: 10.1002/(sici)1098-108x(199707)22:1<25::aid-eat3>3.0.co;2-4. PMID: 9140732. Exclusion Code: X7.
266. Dawkins H, Watson HJ, Egan SJ, et al. Weight suppression in bulimia nervosa: relationship with cognitive behavioral therapy outcome. *Int J Eat Disord.* 2013 Sep;46(6):586-93. doi: 10.1002/eat.22137. PMID: 23606241. Exclusion Code: X7.
267. De Filippo E, Signorini A, Bracale R, et al. Hospital admission and mortality rates in anorexia nervosa: experience from an integrated medical-psychiatric outpatient treatment. *Eat Weight Disord.* 2000 Dec;5(4):211-6. doi: 10.1007/bf03354448. PMID: 11216129. Exclusion Code: X7.
268. de Jong M, Korrelboom K, van der Meer I, et al. Effectiveness of enhanced cognitive behavioral therapy (CBT-E) for eating disorders: study protocol for a randomized controlled trial. *Trials.* 2016 Dec 3;17(1):573. doi: 10.1186/s13063-016-1716-3. PMID: 27914473. Exclusion Code: X7.
269. de Jong M, Spinhoven P, Korrelboom K, et al. Effectiveness of enhanced cognitive behavior therapy for eating disorders: A randomized controlled trial. *Int J Eat Disord.* 2020 May;53(5):447-57. doi: 10.1002/eat.23239. PMID: 32040244. Exclusion Code: X7.
270. de Man Lapidoth J, Ghaderi A, Halvarsson-Edlund K, et al. Psychometric properties of the Eating Disorders in Obesity questionnaire: validating against the Eating Disorder Examination interview. *Eat Weight Disord.* 2007 Dec;12(4):168-75. doi: 10.1007/bf03327594. PMID: 18227638. Exclusion Code: X7.
271. De Young KP, Anderson DA. An interactive, graphical tool for retrospectively assessing symptom

Appendix C. Excluded Studies

- frequency and severity: an illustration with eating disorder behaviors, body weight, and stress. *Assessment*. 2017 Oct;24(7):835-52. doi: 10.1177/1073191116668629. PMID: 27637739. Exclusion Code: X4.
272. de Zwaan M, Herpertz S, Zipfel S, et al. Effect of Internet-Based Guided Self-help vs Individual Face-to-Face Treatment on Full or Subsyndromal Binge Eating Disorder in Overweight or Obese Patients: The INTERBED Randomized Clinical Trial. *JAMA Psychiatry*. 2017 Oct 1;74(10):987-95. doi: 10.1001/jamapsychiatry.2017.2150. PMID: 28768334. Exclusion Code: X7.
273. de Zwaan M, Herpertz S, Zipfel S, et al. INTERBED: internet-based guided self-help for overweight and obese patients with full or subsyndromal binge eating disorder. A multicenter randomized controlled trial. *Trials*. 2012;13:220. doi: 10.1186/1745-6215-13-220. PMID: CN-00966766. Exclusion Code: X7.
274. De Zwaan M, Mitchell JE, Crosby RD, et al. Short-term cognitive behavioral treatment does not improve outcome of a comprehensive very-low-calorie diet program in obese women with binge eating disorder. *Behav Ther*. 2005;36(1):89-99. doi: 10.1016/S0005-7894(05)80057-7. PMID: CN-00549008. Exclusion Code: X7.
275. Deal LS, Wirth RJ, Gasior M, et al. Validation of the yale-brown obsessive compulsive scale modified for binge eating. *Int J Eat Disord*. 2015 Nov;48(7):994-1004. doi: 10.1002/eat.22407. PMID: 26032442. Exclusion Code: X4.
276. DeBar LL, Striegel-Moore RH, Wilson GT, et al. Guided self-help treatment for recurrent binge eating: replication and extension. *Psychiatr Serv*. 2011 Apr;62(4):367-73. doi: 10.1176/ps.62.4.pss6204_0367. PMID: 21459987. Exclusion Code: X14.
277. DeBar LL, Wilson GT, Yarborough BJ, et al. Cognitive behavioral treatment for recurrent binge eating in adolescent girls: A pilot trial. *Cogn Behav Pract*. 2013;20(2):147-61. doi: 10.1016/j.cbpra.2012.04.001. PMID: 2012-15354-001. Exclusion Code: X14.
278. DeBar LL, Yarborough BJ, Striegel-Moore RH, et al. Recruitment for a guided self-help binge eating trial: potential lessons for implementing programs in everyday practice settings. *Contemp Clin Trials*. 2009;30(4):326-33. doi: 10.1016/j.cct.2009.02.007. PMID: CN-01776587. Exclusion Code: X7.
279. Deborde AS, Berthoz S, Wallier JM, et al. The Bermond-Vorst Alexithymia Questionnaire cutoff scores: a study in eating-disordered and control subjects. *Psychopathology*. 2008;41(1):43-9. doi: 10.1159/000109955. PMID: 17952021. Exclusion Code: X7.
280. Decaluwé V, Braet C. Assessment of eating disorder psychopathology in obese children and adolescents: interview versus self-report questionnaire. *Behav Res Ther*. 2004 Jul;42(7):799-811. doi: 10.1016/j.brat.2003.07.008. PMID: 15149900. Exclusion Code: X7.
281. del Valle MF, Pérez M, Santana-Sosa E, et al. Does resistance training improve the functional capacity and well being of very young anorexic patients? A randomized controlled trial. *J Adolesc Health*. 2010 Apr;46(4):352-8. doi:

Appendix C. Excluded Studies

- 10.1016/j.jadohealth.2009.09.001. PMID: 20307824. Exclusion Code: X7.
282. Delaney DW, Silber TJ. Treatment of anorexia nervosa in a pediatric program. *Pediatr Ann*. 1984 Nov;13(11):860-4. PMID: 6514432. Exclusion Code: X7.
283. Denison-Day J, Muir S, Newell C, et al. A web-based intervention (MotivATE) to increase attendance at an eating disorder service assessment appointment: Zelen randomized controlled trial. *J Med Internet Res*. 2019;21(2) PMID: 2019-13166-001. Exclusion Code: X7.
284. DePalma MT, Koszewski WM, Romani W, et al. Identifying college athletes at risk for pathogenic eating. *Br J Sports Med*. 2002 Feb;36(1):45-50. doi: 10.1136/bjism.36.1.45. PMID: 11867492. Exclusion Code: X7.
285. DeSocio JE, O'Toole JK, He H, et al. Rating of eating disorder severity interview for children: psychometric properties and comparison with EDI-2 symptom index. *Eur Eat Disord Rev*. 2012 Jan;20(1):e70-7. doi: 10.1002/erv.1115. PMID: 21751297. Exclusion Code: X4.
286. Deter HC, Schellberg D, Köpp W, et al. Predictability of a favorable outcome in anorexia nervosa. *Eur Psychiatry*. 2005 Mar;20(2):165-72. doi: 10.1016/j.eurpsy.2004.09.006. PMID: 15797702. Exclusion Code: X7.
287. Devlin MJ, Goldfein JA, Petkova E, et al. Cognitive behavioral therapy and fluoxetine as adjuncts to group behavioral therapy for binge eating disorder. *Obes Res*. 2005 Jun;13(6):1077-88. doi: 10.1038/oby.2005.126. PMID: 15976151. Exclusion Code: X3.
288. Devlin MJ, Goldfein JA, Petkova E, et al. Cognitive behavioral therapy and fluoxetine for binge eating disorder: two-year follow-up. *Obesity (Silver Spring)*. 2007 Jul;15(7):1702-9. doi: 10.1038/oby.2007.203. PMID: 17636088. Exclusion Code: X7.
289. Dhokia R, Hinrichsen H, Meyer C, et al. Clinical and psychometric validation of an extended version of the Testable Assumptions Questionnaire (TAQ-ED-R). *Eat Behav*. 2009 Jan;10(1):62-4. doi: 10.1016/j.eatbeh.2008.10.005. PMID: 19171322. Exclusion Code: X4.
290. Díaz-Ferrer S, Rodríguez-Ruiz S, Ortega-Roldán B, et al. Testing the efficacy of pure versus guided mirror exposure in women with bulimia nervosa: A combination of neuroendocrine and psychological indices. *J Behav Ther Exp Psychiatry*. 2015 Sep;48:1-8. doi: 10.1016/j.jbtep.2015.01.003. PMID: 25665513. Exclusion Code: X7.
291. Dingemans AE, Danner UN, Donker JM, et al. The effectiveness of cognitive remediation therapy in patients with a severe or enduring eating disorder: a randomized controlled trial. *Psychother Psychosom*. 2014;83(1):29-36. doi: 10.1159/000355240. PMID: 24281361. Exclusion Code: X7.
292. Dittmer N, Voderholzer U, Mönch C, et al. Efficacy of a Specialized Group Intervention for Compulsive Exercise in Inpatients with Anorexia Nervosa: A Randomized Controlled Trial. *Psychother Psychosom*. 2020;89(3):161-73. doi: 10.1159/000504583. PMID: 32036375. Exclusion Code: X3.
293. DiVasta AD, Feldman HA, Rubin CT, et al. The ability of low-magnitude mechanical signals to normalize bone turnover in adolescents hospitalized for anorexia nervosa. *Osteoporos Int*. 2017

Appendix C. Excluded Studies

- Apr;28(4):1255-63. doi: 10.1007/s00198-016-3851-9. PMID: 27909781. Exclusion Code: X3.
294. Dixon KN, Kiecolt-Glaser J. Group therapy for bulimia. *Hillside J Clin Psychiatry*. 1984;6(2):156-70. PMID: 6597125. Exclusion Code: X7.
295. Docman K. Screening for adolescent eating disorders in a school-based health center using the Scoff Questionnaire: ProQuest Information & Learning; 2019. Exclusion Code: X9.
296. Domoff SE, Meers MR, Koball AM, et al. The validity of the Dutch Eating Behavior Questionnaire: Some critical remarks. *Eat Weight Disord*. 2014;19(2):137-44. doi: 10.1007/s40519-013-0087-y. PMID: 2016-24285-001. Exclusion Code: X9.
297. Dotti A, Lazzari R. Validation and reliability of the Italian EAT-26. *Eat Weight Disord*. 1998 Dec;3(4):188-94. doi: 10.1007/bf03340009. PMID: 10728170. Exclusion Code: X4.
298. Dovey TM, Aldridge VK, Martin CI, et al. Screening Avoidant/Restrictive Food Intake Disorder (ARFID) in children: Outcomes from utilitarian versus specialist psychometrics. *Eat Behav*. 2016 Dec;23:162-7. doi: 10.1016/j.eatbeh.2016.10.004. PMID: 27794273. Exclusion Code: X3.
299. Dovey TM, Kumari V, Blissett J. Eating behaviour, behavioural problems and sensory profiles of children with avoidant/restrictive food intake disorder (ARFID), autistic spectrum disorders or picky eating: Same or different? *Eur Psychiatry*. 2019 Sep;61:56-62. doi: 10.1016/j.eurpsy.2019.06.008. PMID: 31310945. Exclusion Code: X9.
300. Downe KA, Goldfein JA, Devlin MJ. Restraint, hunger, and disinhibition following treatment for binge-eating disorder. *Int J Eat Disord*. 2009 Sep;42(6):498-504. doi: 10.1002/eat.20639. PMID: 19130489. Exclusion Code: X7.
301. Dowson J, Henderson L. The validity of a short version of the Body Shape Questionnaire. *Psychiatry Res*. 2001 Jul 24;102(3):263-71. doi: 10.1016/s0165-1781(01)00254-2. PMID: 11440777. Exclusion Code: X4.
302. Doyle AC, Goldschmidt A, Huang C, et al. Reduction of overweight and eating disorder symptoms via the Internet in adolescents: A randomized controlled trial. *J Adolesc Health*. 2008;43(2):172-9. doi: 10.1016/j.jadohealth.2008.01.011. PMID: 2008-10134-012. Exclusion Code: X3.
303. Doyle AC, le Grange D, Goldschmidt A, et al. Psychosocial and physical impairment in overweight adolescents at high risk for eating disorders. *Obesity (Silver Spring)*. 2007 Jan;15(1):145-54. doi: 10.1038/oby.2007.515. PMID: 17228042. Exclusion Code: X7.
304. Drewnowski A, Krahn DD, Demitrack MA, et al. Naloxone, an opiate blocker, reduces the consumption of sweet high-fat foods in obese and lean female binge eaters. *Am J Clin Nutr*. 1995 Jun;61(6):1206-12. doi: 10.1093/ajcn/61.6.1206. PMID: 7762518. Exclusion Code: X7.
305. Drewnowski A, Yee DK, Kurth CL, et al. Eating pathology and DSM-III-R bulimia nervosa: a continuum of behavior. *Am J Psychiatry*. 1994 Aug;151(8):1217-9. doi: 10.1176/ajp.151.8.1217. PMID: 8037258. Exclusion Code: X7.
306. Duarte C, Pinto-Gouveia J, Ferreira C. Expanding binge eating assessment: Validity and screening

Appendix C. Excluded Studies

- value of the Binge Eating Scale in women from the general population. *Eat Behav.* 2015 Aug;18:41-7. doi: 10.1016/j.eatbeh.2015.03.007. PMID: 25880043. Exclusion Code: X14.
307. Duarte C, Pinto-Gouveia J, Stubbs RJ. Compassionate Attention and Regulation of Eating Behaviour: A pilot study of a brief low-intensity intervention for binge eating. *Clin Psychol Psychother.* 2017 Nov;24(6):O1437-o47. doi: 10.1002/cpp.2094. PMID: 28612453. Exclusion Code: X14.
308. Duarte C, Pinto-Gouveia J, Stubbs RJ. The prospective associations between bullying experiences, body image shame and disordered eating in a sample of adolescent girls. *Pers Individ Dif.* 2017;116:319-25. doi: 10.1016/j.paid.2017.05.003. PMID: 2017-25354-050. Exclusion Code: X4.
309. Dugue R, Renner F, Austermann M, et al. Imagery rescripting in individuals with binge-eating behavior: an experimental proof-of-concept study. *Int J Eat Disord.* 2019;52(2):183-8. doi: 10.1002/eat.22995. PMID: CN-01792982. Exclusion Code: X7.
310. Duncombe Lowe K, Barnes TL, Martell C, et al. Youth with Avoidant/Restrictive Food Intake Disorder: Examining Differences by Age, Weight Status, and Symptom Duration. *Nutrients.* 2019 Aug 20;11(8)doi: 10.3390/nu11081955. PMID: 31434268. Exclusion Code: X9.
311. Dunn EC, Neighbors C, Larimer ME. Motivational enhancement therapy and self-help treatment for binge eaters. *Psychol Addict Behav.* 2006 Mar;20(1):44-52. doi: 10.1037/0893-164x.20.1.44. PMID: 16536664. Exclusion Code: X7.
312. East P, Startup H, Roberts C, et al. Expressive writing and eating disorder features: a preliminary trial in a student sample of the impact of three writing tasks on eating disorder symptoms and associated cognitive, affective and interpersonal factors. *Eur Eat Disord Rev.* 2010 May;18(3):180-96. doi: 10.1002/erv.978. PMID: 20191662. Exclusion Code: X5.
313. Eckert ED, Goldberg SC, Halmi KA, et al. Behaviour therapy in anorexia nervosa. *Br J Psychiatry.* 1979;134:55-9. doi: 10.1192/bjp.134.1.55. PMID: CN-00019656. Exclusion Code: X7.
314. Eddy KT, Tanofsky-Kraff M, Thompson-Brenner H, et al. Eating disorder pathology among overweight treatment-seeking youth: clinical correlates and cross-sectional risk modeling. *Behav Res Ther.* 2007 Oct;45(10):2360-71. doi: 10.1016/j.brat.2007.03.017. PMID: 17509523. Exclusion Code: X7.
315. Edelstein CK, Yager J, Gitlin M, et al. A clinical study of anti-depressant medications in the treatment of bulimia. *Psychiatr Med.* 1989;7(3):111-21. PMID: 2813828. Exclusion Code: X3.
316. Egger N, Wild B, Zipfel S, et al. Cost-effectiveness of focal psychodynamic therapy and enhanced cognitive-behavioural therapy in out-patients with anorexia nervosa. *Psychol Med.* 2016 Dec;46(16):3291-301. doi: 10.1017/s0033291716002002. PMID: 27609525. Exclusion Code: X7.
317. Eichen DM, Lent MR, Goldbacher E, et al. Exploration of 'food addiction' in overweight and obese treatment-seeking adults. *Appetite.* 2013;67:22-4. doi: 10.1016/j.appet.2013.03.008. PMID: 2013-18253-007. Exclusion Code: X7.

Appendix C. Excluded Studies

318. Eilander MM, de Wit M, Rotteveel J, et al. Disturbed eating behaviors in adolescents with type 1 diabetes. How to screen for yellow flags in clinical practice? *Pediatr Diabetes*. 2017 Aug;18(5):376-83. doi: 10.1111/pedi.12400. PMID: 27357496. Exclusion Code: X3.
319. Eisenberg Colman MH, Quick VM, Lipsky LM, et al. Disordered Eating Behaviors Are Not Increased by an Intervention to Improve Diet Quality but Are Associated With Poorer Glycemic Control Among Youth With Type 1 Diabetes. *Diabetes Care*. 2018 Apr;41(4):869-75. doi: 10.2337/dc17-0090. PMID: 29371234. Exclusion Code: X3.
320. Eisler I, Dare C, Hodes M, et al. Family therapy for adolescent anorexia nervosa: the results of a controlled comparison of two family interventions. *J Child Psychol Psychiatry*. 2000 Sep;41(6):727-36. PMID: 11039685. Exclusion Code: X7.
321. Eisler I, Dare C, Russell GF, et al. Family and individual therapy in anorexia nervosa. A 5-year follow-up. *Arch Gen Psychiatry*. 1997 Nov;54(11):1025-30. doi: 10.1001/archpsyc.1997.01830230063008. PMID: 9366659. Exclusion Code: X8.
322. Eisler I, Simic M, Russell GF, et al. A randomised controlled treatment trial of two forms of family therapy in adolescent anorexia nervosa: a five-year follow-up. *J Child Psychol Psychiatry*. 2007 Jun;48(6):552-60. doi: 10.1111/j.1469-7610.2007.01726.x. PMID: 17537071. Exclusion Code: X3.
323. Ekeroth K, Birgegård A. Evaluating reliable and clinically significant change in eating disorders: comparisons to changes in DSM-IV diagnoses. *Psychiatry Res*. 2014 May 15;216(2):248-54. doi: 10.1016/j.psychres.2014.02.008. PMID: 24582504. Exclusion Code: X7.
324. Elder KA, Grilo CM. The Spanish language version of the Eating Disorder Examination Questionnaire: comparison with the Spanish language version of the eating disorder examination and test-retest reliability. *Behav Res Ther*. 2007 Jun;45(6):1369-77. doi: 10.1016/j.brat.2006.08.012. PMID: 17014823. Exclusion Code: X3.
325. Elder KA, Grilo CM, Masheb RM, et al. Comparison of two self-report instruments for assessing binge eating in bariatric surgery candidates. *Behav Res Ther*. 2006 Apr;44(4):545-60. doi: 10.1016/j.brat.2005.04.003. PMID: 15993381. Exclusion Code: X3.
326. Eldredge KL, Stewart Agras W, Arnow B, et al. The effects of extending cognitive-behavioral therapy for binge eating disorder among initial treatment nonresponders. *Int J Eat Disord*. 1997 May;21(4):347-52. doi: 10.1002/(sici)1098-108x(1997)21:4<347::aid-eat7>3.0.co;2-o. PMID: 9138046. Exclusion Code: X3.
327. Ellison JM, Simonich HK, Wonderlich SA, et al. Meal patterning in the treatment of bulimia nervosa. *Eat Behav*. 2016 Jan;20:39-42. doi: 10.1016/j.eatbeh.2015.11.008. PMID: 26630618. Exclusion Code: X7.
328. Elsadek AM, Hamid MS, Allison KC. Psychometric characteristics of the Night Eating Questionnaire in a Middle East population. *Int J Eat Disord*. 2014 Sep;47(6):660-5. doi: 10.1002/eat.22285. PMID: 24733495. Exclusion Code: X7.

Appendix C. Excluded Studies

329. Engelsen BK. Multidimensionality in adolescent eating problems. A two-phase measurement study. *Eat Weight Disord.* 1999 Jun;4(2):63-75. doi: 10.1007/bf03339720. PMID: 11234244. Exclusion Code: X7.
330. Engelsen BK, Hagtvet KA. The dimensionality of the 12-item version of the Eating Attitudes Test. Confirmatory factor analyses. *Scand J Psychol.* 1999 Dec;40(4):293-300. doi: 10.1111/1467-9450.404129. PMID: 10658513. Exclusion Code: X7.
331. Engelsen BK, Laberg JC. A comparison of three questionnaires (EAT-12, EDI, and EDE-Q) for assessment of eating problems in healthy female adolescents. *Nord J Psychiatry.* 2001;55(2):129-35. doi: 10.1080/08039480151108589. PMID: 11802911. Exclusion Code: X7.
332. Engman-Bredvik S, Carballeira Suarez N, Levi R, et al. Multi-family therapy in anorexia nervosa--A qualitative study of parental experiences. *Eat Disord.* 2016;24(2):186-97. doi: 10.1080/10640266.2015.1034053. PMID: 25879257. Exclusion Code: X9.
333. Enrique A, Bretón-López J, Molinari G, et al. Implementation of a positive technology application in patients with eating disorders: A pilot randomized control trial. *Front Psychol.* 2018;9doi: 10.3389/fpsyg.2018.00934. PMID: 2018-29641-001. Exclusion Code: X3.
334. Epstein LH, Paluch RA, Saelens BE, et al. Changes in eating disorder symptoms with pediatric obesity treatment. *J Pediatr.* 2001 Jul;139(1):58-65. doi: 10.1067/mpd.2001.115022. PMID: 11445795. Exclusion Code: X7.
335. Erickson SJ, Gerstle M. Developmental considerations in measuring children's disordered eating attitudes and behaviors. *Eat Behav.* 2007 Apr;8(2):224-35. doi: 10.1016/j.eatbeh.2006.06.003. PMID: 17336792. Exclusion Code: X7.
336. Escandón-Nagel N, Peró M, Grau A, et al. Emotional eating and cognitive conflicts as predictors of binge eating disorder in patients with obesity. *Int J Clin Health Psychol.* 2018;18(1):52-9. doi: 10.1016/j.ijchp.2017.09.003. PMID: 2019-05141-007. Exclusion Code: X7.
337. Escoto Ponce de León MdC, Bosques-Brugada LE, Camacho Ruiz EJ, et al. Psychometric evaluation of the muscle appearance satisfaction scale in a Mexican male sample. *Eat Weight Disord.* 2018;23(5):695-703. doi: 10.1007/s40519-017-0366-0. PMID: 2017-10263-001. Exclusion Code: X4.
338. Espelage DL, Mazzeo SE, Aggen SH, et al. Examining the construct validity of the Eating Disorder Inventory. *Psychol Assess.* 2003 Mar;15(1):71-80. doi: 10.1037/1040-3590.15.1.71. PMID: 12674726. Exclusion Code: X3.
339. Esplen MJ, Garfinkel PE, Olmsted M, et al. A randomized controlled trial of guided imagery in bulimia nervosa. *Psychol Med.* 1998 Nov;28(6):1347-57. doi: 10.1017/s0033291798007405. PMID: 9854276. Exclusion Code: X7.
340. Evans C, Dolan B. Body Shape Questionnaire: derivation of shortened "alternate forms". *Int J Eat Disord.* 1993 Apr;13(3):315-21. doi: 10.1002/1098-108x(199304)13:3<315::aid-eat2260130310>3.0.co;2-3. PMID: 8477304. Exclusion Code: X2.
341. Evans C, Dolan B. Body shape questionnaire: derivation of shortened 'alternative forms'. *Int J*

Appendix C. Excluded Studies

- Eat Disord.* 1993;13(3):315-21. doi: 10.1002/1098-108X(199304)13:3<315::AID-EAT2260130310>3.0.CO;2-3. PMID: 1994-31914-001. Exclusion Code: X7.
342. Fabian LJ, Thompson JK. Body image and eating disturbance in young females. *Int J Eat Disord.* 1989;8(1):63-74. doi: 10.1002/1098-108X(198901)8:1<63::AID-EAT2260080107>3.0.CO;2-9. PMID: 1989-26485-001. Exclusion Code: X4.
343. Fagundo AB, Via E, Sánchez I, et al. Physiological and brain activity after a combined cognitive behavioral treatment plus video game therapy for emotional regulation in bulimia nervosa: A case report. *J Med Internet Res.* 2014;16(8):34-43. doi: 10.2196/jmir.3243. PMID: 2014-34041-003. Exclusion Code: X9.
344. Fahy TA, Eisler I, Russell GF. A placebo-controlled trial of d-fenfluramine in bulimia nervosa. *Br J Psychiatry.* 1993 May;162:597-603. doi: 10.1192/bjp.162.5.597. PMID: 8149110. Exclusion Code: X7.
345. Faija CL, Fox JR, Tierney S, et al. Development and Validation of the Pride in Eating Pathology Scale (PEP-S). *Clin Psychol Psychother.* 2017 Jan;24(1):126-38. doi: 10.1002/cpp.1988. PMID: 26503108. Exclusion Code: X4.
346. Fairburn C. A cognitive behavioural approach to the treatment of bulimia. *Psychol Med.* 1981 Nov;11(4):707-11. doi: 10.1017/s0033291700041209. PMID: 6948316. Exclusion Code: X7.
347. Fairburn CG, Cooper Z, Doll HA, et al. Enhanced cognitive behaviour therapy for adults with anorexia nervosa: a UK-Italy study. *Behav Res Ther.* 2013 Jan;51(1):R2-8. doi: 10.1016/j.brat.2012.09.010. PMID: 23084515. Exclusion Code: X7.
348. Fairburn CG, Kirk J, O'Connor M, et al. A comparison of two psychological treatments for bulimia nervosa. *Behav Res Ther.* 1986;24(6):629-43. doi: 10.1016/0005-7967(86)90058-6. PMID: 3800834. Exclusion Code: X7.
349. Fairburn CG, Norman PA, Welch SL, et al. A prospective study of outcome in bulimia nervosa and the long-term effects of three psychological treatments. *Arch Gen Psychiatry.* 1995 Apr;52(4):304-12. doi: 10.1001/archpsyc.1995.03950160054010. PMID: 7702447. Exclusion Code: X7.
350. Faris PL, Kim SW, Meller WH, et al. Effect of ondansetron, a 5-HT₃ receptor antagonist, on the dynamic association between bulimic behaviors and pain thresholds. *Pain.* 1998;77(3):297-303. PMID: CN-00214376. Exclusion Code: X7.
351. Faris PL, Kim SW, Meller WH, et al. Effect of decreasing afferent vagal activity with ondansetron on symptoms of bulimia nervosa: a randomised, double-blind trial. *Lancet.* 2000 Mar 4;355(9206):792-7. doi: 10.1016/s0140-6736(99)09062-5. PMID: 10711927. Exclusion Code: X3.
352. Fassino S, Leombruni P, Daga G, et al. Efficacy of citalopram in anorexia nervosa: a pilot study. *Eur Neuropsychopharmacol.* 2002 Oct;12(5):453-9. doi: 10.1016/s0924-977x(02)00058-5. PMID: 12208563. Exclusion Code: X7.
353. Fazeli PK, Lawson EA, Faje AT, et al. Treatment With a Ghrelin Agonist in Outpatient Women With Anorexia Nervosa: A Randomized Clinical Trial. *J Clin Psychiatry.* 2018

Appendix C. Excluded Studies

- Jan/Feb;79(1)doi:
10.4088/JCP.17m11585. PMID:
29325236. Exclusion Code: X5.
354. Fernández-Aranda F, Álvarez-Moya EM, Martínez-Viana C, et al. Predictors of early change in bulimia nervosa after a brief psychoeducational therapy. *Appetite*. 2009 Jun;52(3):805-8. doi: 10.1016/j.appet.2009.03.013. PMID: 19501787. Exclusion Code: X9.
355. Fernández-Aranda F, Krug I, Jiménez-Murcia S, et al. Male eating disorders and therapy: a controlled pilot study with one year follow-up. *J Behav Ther Exp Psychiatry*. 2009 Sep;40(3):479-86. doi: 10.1016/j.jbtep.2009.06.004. PMID: 19595294. Exclusion Code: X7.
356. Fernández-del-Valle M, Larumbe-Zabala E, Morande-Lavin G, et al. Muscle function and body composition profile in adolescents with restrictive anorexia nervosa: does resistance training help? *Disabil Rehabil*. 2016;38(4):346-53. doi: 10.3109/09638288.2015.1041612. PMID: 26084569. Exclusion Code: X5.
357. Fernandez-del-Valle M, Larumbe-Zabala E, Villaseñor-Montarroso A, et al. Resistance training enhances muscular performance in patients with anorexia nervosa: a randomized controlled trial. *Int J Eat Disord*. 2014 Sep;47(6):601-9. doi: 10.1002/eat.22251. PMID: 24810684. Exclusion Code: X5.
358. Ferreira C, Trindade IA, Duarte C, et al. Getting entangled with body image: development and validation of a new measure. *Psychol Psychother*. 2015 Sep;88(3):304-16. doi: 10.1111/papt.12047. PMID: 25409920. Exclusion Code: X7.
359. Ferreira F, Seoane G, Senra C. A prospective study of risk factors for the development of depression and disordered eating in adolescents. *J Clin Child Adolesc Psychol*. 2011;40(3):500-5. doi: 10.1080/15374416.2011.563465. PMID: 21534061. Exclusion Code: X7.
360. Ferrer-Garcia M, Pla-Sanjuanelo J, Dakanalis A, et al. A Randomized Trial of Virtual Reality-Based Cue Exposure Second-Level Therapy and Cognitive Behavior Second-Level Therapy for Bulimia Nervosa and Binge-Eating Disorder: outcome at Six-Month Followup. *Cyberpsychology, behavior and social networking*. 2019;22(1):60-8. doi: 10.1089/cyber.2017.0675. PMID: CN-01708043. Exclusion Code: X7.
361. Fichter M, Quadflieg N. The structured interview for anorexic and bulimic disorders for DSM-IV and ICD-10 (SIAB-EX): reliability and validity. *Eur Psychiatry*. 2001 Feb;16(1):38-48. doi: 10.1016/s0924-9338(00)00534-4. PMID: 11246291. Exclusion Code: X8.
362. Fichter MM, Herpertz S, Quadflieg N, et al. Structured Interview for Anorexic and Bulimic disorders for DSM-IV and ICD-10: updated (third) revision. *Int J Eat Disord*. 1998 Nov;24(3):227-49. doi: 10.1002/(sici)1098-108x(199811)24:3<227::aid-eat1>3.0.co;2-o. PMID: 9741034. Exclusion Code: X4.
363. Fichter MM, Leibl C, Krüger R, et al. Effects of fluvoxamine on depression, anxiety, and other areas of general psychopathology in bulimia nervosa. *Pharmacopsychiatry*. 1997 May;30(3):85-92. doi: 10.1055/s-2007-979488. PMID: 9211569. Exclusion Code: X3.

Appendix C. Excluded Studies

364. Fichter MM, Leibl K, Rief W, et al. Fluoxetine versus placebo: a double-blind study with bulimic inpatients undergoing intensive psychotherapy. *Pharmacopsychiatry*. 1991 Jan;24(1):1-7. doi: 10.1055/s-2007-1014424. PMID: 2011615. Exclusion Code: X7.
365. Fichter MM, Quadflieg N. Comparing self- and expert rating: a self-report screening version (SIAB-S) of the structured interview for anorexic and bulimic syndromes for DSM-IV and ICD-10 (SIAB-EX). *Eur Arch Psychiatry Clin Neurosci*. 2000;250(4):175-85. doi: 10.1007/s004060070022. PMID: 11009070. Exclusion Code: X4.
366. Fichter MM, Quadflieg N. Twelve-year course and outcome of bulimia nervosa. *Psychol Med*. 2004;34(8):1395-406. doi: 10.1017/S0033291704002673. PMID: 2004-21995-003. Exclusion Code: X7.
367. Fichter MM, Quadflieg N, Gierk B, et al. The Munich eating and feeding disorder questionnaire (Munich ED-Quest) DSM-5/ICD-10: validity, reliability, sensitivity to change and norms. *Eur Eat Disord Rev*. 2015 May;23(3):229-40. doi: 10.1002/erv.2348. PMID: 25677676. Exclusion Code: X3.
368. Fichter MM, Quadflieg N, Hedlund S. Twelve-year course and outcome predictors of anorexia nervosa. *Int J Eat Disord*. 2006 Mar;39(2):87-100. doi: 10.1002/eat.20215. PMID: 16231345. Exclusion Code: X8.
369. Fichter MM, Quadflieg N, Rehm J. Predicting the outcome of eating disorders using structural equation modeling. *Int J Eat Disord*. 2003 Nov;34(3):292-313. doi: 10.1002/eat.10193. PMID: 12949921. Exclusion Code: X9.
370. Field AE, Sonneville KR, Micali N, et al. Prospective association of common eating disorders and adverse outcomes. *Pediatrics*. 2012 Aug;130(2):e289-95. doi: 10.1542/peds.2011-3663. PMID: 22802602. Exclusion Code: X7.
371. Field AE, Taylor CB, Celio A, et al. Comparison of self-report to interview assessment of bulimic behaviors among preadolescent and adolescent girls and boys. *Int J Eat Disord*. 2004 Jan;35(1):86-92. doi: 10.1002/eat.10220. PMID: 14705161. Exclusion Code: X7.
372. Fischer S, Meyer AH, Dremmel D, et al. Short-term cognitive-behavioral therapy for binge eating disorder: long-term efficacy and predictors of long-term treatment success. *Behav Res Ther*. 2014 Jul;58:36-42. doi: 10.1016/j.brat.2014.04.007. PMID: 24929926. Exclusion Code: X7.
373. Fitzsimmons-Craft EE, Balantekin KN, Eichen DM, et al. Screening and offering online programs for eating disorders: reach, pathology, and differences across eating disorder status groups at 28 uS Universities. *Int J Eat Disord*. 2019doi: 10.1002/eat.23134. PMID: 2019-37873-001. Exclusion Code: X7.
374. Fitzsimmons-Craft EE, Balantekin KN, Graham AK, et al. Results of disseminating an online screen for eating disorders across the U.S.: Reach, respondent characteristics, and unmet treatment need. *Int J Eat Dis*. 2019;52(6):721-9. doi: 10.1002/eat.23043. PMID: 30761560. Exclusion Code: X9.
375. Fitzsimmons-Craft EE, Bardone-Cone AM. One-year temporal stability and predictive and incremental validity of the body,

Appendix C. Excluded Studies

- eating, and exercise comparison orientation measure (BEECOM) among college women. *Body Image*. 2014 Jan;11(1):27-35. doi: 10.1016/j.bodyim.2013.09.003. PMID: 24120182. Exclusion Code: X7.
376. Fitzsimmons-Craft EE, Eichen DM, Kass AE, et al. Reciprocal longitudinal relations between weight/shape concern and comorbid pathology among women at very high risk for eating disorder onset. *Eat Weight Disord*. 2019;24(6):1189-98. doi: 10.1007/s40519-017-0469-7. PMID: 2017-58715-001. Exclusion Code: X2.
377. Flament MF, Buchholz A, Henderson K, et al. Comparative distribution and validity of DSM-IV and DSM-5 diagnoses of eating disorders in adolescents from the community. *Eur Eat Disord Rev*. 2015 Mar;23(2):100-10. doi: 10.1002/erv.2339. PMID: 25524758. Exclusion Code: X4.
378. Fogelholm M, Kukkonen-Harjula K, Oja P. Eating control and physical activity as determinants of short-term weight maintenance after a very-low-calorie diet among obese women. *Int J Obes Relat Metab Disord*. 1999 Feb;23(2):203-10. doi: 10.1038/sj.ijo.0800825. PMID: 10078857. Exclusion Code: X3.
379. Fogelkvist M, Gustafsson SA, Kjellin L, et al. Acceptance and commitment therapy to reduce eating disorder symptoms and body image problems in patients with residual eating disorder symptoms: A randomized controlled trial. *Body Image*. 2020;32:155-66. doi: 10.1016/j.bodyim.2020.01.002. PMID: 2020-17082-022. Exclusion Code: X3.
380. Forbush KT, Hilderbrand LA, Bohrer BK, et al. Test-retest reliability of common measures of eating disorder symptoms in men versus women. *Assessment*. 2019 Apr;26(3):419-31. doi: 10.1177/1073191117700267. PMID: 28372483. Exclusion Code: X7.
381. Forbush KT, Siew CS, Vitevitch MS. Application of network analysis to identify interactive systems of eating disorder psychopathology. *Psychol Med*. 2016 Sep;46(12):2667-77. doi: 10.1017/s003329171600012x. PMID: 27387196. Exclusion Code: X7.
382. Forbush KT, Wildes JE, Hunt TK. Gender norms, psychometric properties, and validity for the Eating Pathology Symptoms Inventory. *Int J Eat Disord*. 2014 Jan;47(1):85-91. doi: 10.1002/eat.22180. PMID: 23996154. Exclusion Code: X4.
383. Forbush KT, Wildes JE, Pollack LO, et al. Development and validation of the Eating Pathology Symptoms Inventory (EPSI). *Psychol Assess*. 2013 Sep;25(3):859-78. doi: 10.1037/a0032639. PMID: 23815116. Exclusion Code: X4.
384. Formby P, Watson HJ, Hilyard A, et al. Psychometric properties of the Compulsive Exercise Test in an adolescent eating disorder population. *Eat Behav*. 2014 Dec;15(4):555-7. doi: 10.1016/j.eatbeh.2014.08.013. PMID: 25200383. Exclusion Code: X4.
385. Fortes LdS, Almeida SdS, Ferreira MEC. Psychometric analysis of Disordered Eating in Sports Scale (DES). *Paidéia*. 2016;26(64):171-80. doi: 10.1590/1982-43272664201603. PMID: 2016-26344-004. Exclusion Code: X7.
386. Frampton I, Wisting L, Øverås M, et al. Reliability and validity of the Norwegian translation of the Child Eating Disorder Examination

Appendix C. Excluded Studies

- (ChEDE). *Scand J Psychol*. 2011 Apr;52(2):196-9. doi: 10.1111/j.1467-9450.2010.00833.x. PMID: 20584151. Exclusion Code: X4.
387. Frank GK, Kaye WH, Weltzin TE, et al. Altered response to meta-chlorophenylpiperazine in anorexia nervosa: support for a persistent alteration of serotonin activity after short-term weight restoration. *Int J Eat Disord*. 2001 Jul;30(1):57-68. doi: 10.1002/eat.1054. PMID: 11439409. Exclusion Code: X3.
388. Frank GK, Shott ME, Hagman JO, et al. The partial dopamine D2 receptor agonist aripiprazole is associated with weight gain in adolescent anorexia nervosa. *Int J Eat Disord*. 2017 Apr;50(4):447-50. doi: 10.1002/eat.22704. PMID: 28334444. Exclusion Code: X7.
389. Franklin EV, Simpson V, Berthet-Miron M, et al. A Pilot Study Evaluating a Binge-Eating Screener in Children: Development of the Children's Brief Binge-Eating Questionnaire in a Pediatric Obesity Clinic. *Clin Pediatr (Phila)*. 2019 Sep;58(10):1063-71. doi: 10.1177/0009922819863664. PMID: 31331196. Exclusion Code: X14.
390. Franko DL, Jenkins A, Roehrig JP, et al. Psychometric properties of measures of eating disorder risk in Latina college women. *Int J Eat Disord*. 2012 May;45(4):592-6. doi: 10.1002/eat.20979. PMID: 22271562. Exclusion Code: X4.
391. Franko DL, Mintz LB, Villapiano M, et al. Food, mood, and attitude: reducing risk for eating disorders in college women. *Health Psychol*. 2005 Nov;24(6):567-78. doi: 10.1037/0278-6133.24.6.567. PMID: 16287402. Exclusion Code: X5.
392. Franko DL, Striegel-Moore RH, Barton BA, et al. Measuring eating concerns in Black and White adolescent girls. *Int J Eat Disord*. 2004 Mar;35(2):179-89. doi: 10.1002/eat.10251. PMID: 14994355. Exclusion Code: X9.
393. Franko DL, Zuroff DC. The Bulimic Automatic Thoughts Test: initial reliability and validity data. *J Clin Psychol*. 1992 Jul;48(4):505-9. doi: 10.1002/1097-4679(199207)48:4<505::aid-jclp2270480411>3.0.co;2-b. PMID: 1517444. Exclusion Code: X4.
394. Franzoni E, Monti M, Pellicciari A, et al. SAFA: a new measure to evaluate psychiatric symptoms detected in a sample of children and adolescents affected by eating disorders Correlations with risk factors. *Neuropsychiatr Dis Treat*. 2009;5PMID: 2013-11329-001. Exclusion Code: X7.
395. Freeman C, Sinclair F, Turnbull J, et al. Psychotherapy for bulimia: a controlled study. *J Psychiatr Res*. 1985;19(2-3):373-8. PMID: 3900361. Exclusion Code: X7.
396. Freeman CP, Barry F, Dunkeld-Turnbull J, et al. Controlled trial of psychotherapy for bulimia nervosa. *Br Med J (Clin Res Ed)*. 1988 Feb 20;296(6621):521-5. doi: 10.1136/bmj.296.6621.521. PMID: 3126890. Exclusion Code: X10.
397. Freeman RK, Walker MK, Ben-Tovim DI. Low levels of interrater reliability in a standard measure of outcome in eating disorders (the modified Morgan-Russell Assessment Schedule). *Int J Eat Disord*. 1996 Jul;20(1):51-6. doi: 10.1002/(sici)1098-108x(199607)20:1<51::aid-eat6>3.0.co;2-3. PMID: 8807352. Exclusion Code: X7.

Appendix C. Excluded Studies

398. Freitas SR, Lopes CS, Appolinario JC, et al. The assessment of binge eating disorder in obese women: a comparison of the binge eating scale with the structured clinical interview for the DSM-IV. *Eat Behav.* 2006 Aug;7(3):282-9. doi: 10.1016/j.eatbeh.2005.09.002. PMID: 16843232. Exclusion Code: X11.
399. Freund KM, Boss RD, Handleman EK, et al. Secret patterns: validation of a screening tool to detect bulimia. *J Womens Health Gend Based Med.* 1999 Dec;8(10):1281-4. doi: 10.1089/jwh.1.1999.8.1281. PMID: 10643836. Exclusion Code: X14.
400. Freund KM, Graham SM, Lesky LG, et al. Detection of bulimia in a primary care setting. *J Gen Intern Med.* 1993 May;8(5):236-42. doi: 10.1007/bf02600088. PMID: 8505681. Exclusion Code: X4.
401. Friborg O, Clausen L, Rosenvinge JH. A five-item screening version of the Eating Disorder Inventory (EDI-3). *Compr Psychiatry.* 2013 Nov;54(8):1222-8. doi: 10.1016/j.comppsy.2013.05.004. PMID: 23756110. Exclusion Code: X9.
402. Fukunishi I, Akimoto M. Development of the eating Attitude Inventory for Diabetes Mellitus. *Psychol Rep.* 1997 Jun;80(3 Pt 2):1363-71. doi: 10.2466/pr0.1997.80.3c.1363. PMID: 9246901. Exclusion Code: X4.
403. Fukutomi A, Austin A, McClelland J, et al. First episode rapid early intervention for eating disorders: A two-year follow-up. *Early Intervention in Psychiatry.* 2019doi: 10.1111/eip.12881. PMID: 2019-62324-001. Exclusion Code: X7.
404. Fukutomi A, Austin A, McClelland J, et al. First episode rapid early intervention for eating disorders: A two-year follow-up. *Early Interv Psychiatry.* 2020 Feb;14(1):137-41. doi: 10.1111/eip.12881. PMID: 31617325. Exclusion Code: X9.
405. Fursland A, Erceg-Hurn DM, Byrne SM, et al. A single session assessment and psychoeducational intervention for eating disorders: Impact on treatment waitlists and eating disorder symptoms. *Int J Eat Disord.* 2018 Dec;51(12):1373-7. doi: 10.1002/eat.22983. PMID: 30584661. Exclusion Code: X9.
406. Gamble C, Bryant-Waugh R, Turner H, et al. An investigation into the psychometric properties of the Stirling Eating Disorder Scales. *Eat Behav.* 2006 Nov;7(4):395-403. doi: 10.1016/j.eatbeh.2005.12.005. PMID: 17056417. Exclusion Code: X7.
407. Garcia FD, Grigioni S, Allais E, et al. Detection of eating disorders in patients: validity and reliability of the French version of the SCOFF questionnaire. *Clin Nutr.* 2011 Apr;30(2):178-81. doi: 10.1016/j.clnu.2010.09.007. PMID: 20971536. Exclusion Code: X3.
408. Garcia-Campayo J, Sanz-Carrillo C, Ibañez JA, et al. Validation of the Spanish version of the SCOFF questionnaire for the screening of eating disorders in primary care. *J Psychosom Res.* 2005 Aug;59(2):51-5. doi: 10.1016/j.jpsychores.2004.06.005. PMID: 16185998. Exclusion Code: X3.
409. García-García E, Vázquez-Velázquez V, López-Alvarenga JC, et al. Internal validity and diagnostic utility of the Eating Disorder Inventory in Mexican women. *Salud Publica Mex.* 2003;45(3):206-10. PMID: CN-00439437. Exclusion Code: X1.
410. Garfinkel PE, Kline SA, Stancer HC. Treatment of anorexia nervosa using

Appendix C. Excluded Studies

- operant conditioning techniques. *J Nerv Ment Dis.* 1973 Dec;157(6):428-33. doi: 10.1097/00005053-197312000-00004. PMID: 4758746. Exclusion Code: X8.
411. Garfinkel PE, Lin E, Goering P, et al. Should amenorrhoea be necessary for the diagnosis of anorexia nervosa? Evidence from a Canadian community sample. *Br J Psychiatry.* 1996 Apr;168(4):500-6. doi: 10.1192/bjp.168.4.500. PMID: 8730948. Exclusion Code: X7.
412. Garrett AS, Lock J, Datta N, et al. Predicting clinical outcome using brain activation associated with set-shifting and central coherence skills in Anorexia Nervosa. *J Psychiatr Res.* 2014;57:26-33. doi: 10.1016/j.jpsychires.2014.06.013. PMID: CN-01090672. Exclusion Code: X7.
413. Gearhardt AN, Corbin WR, Brownell KD. Preliminary validation of the Yale Food Addiction Scale. *Appetite.* 2009 Apr;52(2):430-6. doi: 10.1016/j.appet.2008.12.003. PMID: 19121351. Exclusion Code: X4.
414. Gearhardt AN, Roberto CA, Seamans MJ, et al. Preliminary validation of the Yale Food Addiction Scale for children. *Eat Behav.* 2013 Dec;14(4):508-12. doi: 10.1016/j.eatbeh.2013.07.002. PMID: 24183146. Exclusion Code: X3.
415. Gelabert E, García-Esteve L, Martín-Santos R, et al. Psychometric properties of the Spanish version of the Frost Multidimensional Perfectionism Scale in women. *Psicothema.* 2011;23(1):133-9. PMID: 2011-01716-021. Exclusion Code: X9.
416. Gelber D, Levine J, Belmaker RH. Effect of inositol on bulimia nervosa and binge eating. *Int J Eat Disord.* 2001 Apr;29(3):345-8. doi: 10.1002/eat.1028. PMID: 11262515. Exclusion Code: X3.
417. Geller J, Brown KE, Srikameswaran S. The efficacy of a brief motivational intervention for individuals with eating disorders: a randomized control trial. *Int J Eat Disord.* 2011 Sep;44(6):497-505. doi: 10.1002/eat.20847. PMID: 20872758. Exclusion Code: X7.
418. Geller J, Brown KE, Srikameswaran S, et al. The psychometric properties of the Readiness and Motivation Questionnaire: a symptom-specific measure of readiness for change in the eating disorders. *Psychol Assess.* 2013 Sep;25(3):759-68. doi: 10.1037/a0032539. PMID: 23647034. Exclusion Code: X4.
419. Geller J, Johnston C, Madsen K, et al. Shape- and weight-based self-esteem and the eating disorders. *Int J Eat Disord.* 1998 Nov;24(3):285-98. doi: 10.1002/(sici)1098-108x(199811)24:3<285::aid-eat6>3.0.co;2-i. PMID: 9741039. Exclusion Code: X4.
420. Gentile AJ, La Lima C, Flygare O, et al. Internet-based, therapist-guided, cognitive-behavioural therapy for body dysmorphic disorder with global eligibility for inclusion: an uncontrolled pilot study. *BMJ Open.* 2019 Mar 23;9(3):e024693. doi: 10.1136/bmjopen-2018-024693. PMID: 30904854. Exclusion Code: X2.
421. Ghaderi A, Scott B. The preliminary reliability and validity of the Survey for Eating Disorders (SEDs): A self-report questionnaire for diagnosing eating disorders. *Eur Eat Disord Rev.* 2002;10(1):61-76. doi: 10.1002/erv.425. PMID: 2002-02089-005. Exclusion Code: X9.
422. Ghaderi A, Scott B. Pure and guided self-help for full and sub-threshold

Appendix C. Excluded Studies

- bulimia nervosa and binge eating disorder. *Br J Clin Psychol*. 2003 Sep;42(Pt 3):257-69. doi: 10.1348/01446650360703375. PMID: 14565892. Exclusion Code: X7.
423. Ghaderi A, Stice E, Andersson G, et al. A randomized controlled trial of the effectiveness of virtually delivered Body Project (vBP) groups to prevent eating disorders. *J Consult Clin Psychol*. 2020;88(7):643-56. doi: 10.1037/ccp0000506. PMID: 2020-43103-003. Exclusion Code: X5.
424. Gideon N, Hawkes N, Mond J, et al. 'Development and psychometric validation of the EDE-QS, a 12 Item short form of the Eating Disorder Examination Questionnaire (EDE-Q)': Correction. *PLoS One*. 2018;13(11) PMID: 2018-56553-001. Exclusion Code: X12.
425. Giel KE, Speer E, Schag K, et al. Effects of a food-specific inhibition training in individuals with binge eating disorder-findings from a randomized controlled proof-of-concept study. *Eat Weight Disord*. 2017 Jun;22(2):345-51. doi: 10.1007/s40519-017-0371-3. PMID: 28271453. Exclusion Code: X10.
426. Gila A, Castro J, Gómez MJ, et al. The Body Attitude Test: validation of the Spanish version. *Eat Weight Disord*. 1999 Dec;4(4):175-8. doi: 10.1007/bf03339733. PMID: 10728178. Exclusion Code: X9.
427. Gilbert N, Arcelus J, Cashmore R, et al. Should I ask about eating? Patients' disclosure of eating disorder symptoms and help-seeking behaviour. *Eur Eat Disord Rev*. 2012 Jan;20(1):80-5. doi: 10.1002/erv.1143. PMID: 21800399. Exclusion Code: X7.
428. Gladis MM, Wadden TA, Foster GD, et al. A comparison of two approaches to the assessment of binge eating in obesity. *Int J Eat Disord*. 1998 Jan;23(1):17-26. doi: 10.1002/(sici)1098-108x(199801)23:1<17::aid-eat3>3.0.co;2-4. PMID: 9429915. Exclusion Code: X7.
429. Glashouwer KA, Neimeijer RAM, de Koning ML, et al. Evaluative conditioning as a body image intervention for adolescents with eating disorders. *J Consult Clin Psychol*. 2018 Dec;86(12):1046-55. doi: 10.1037/ccp0000311. PMID: 30507229. Exclusion Code: X3.
430. Gluck ME, Geliebter A, Lorence M. Cortisol stress response is positively correlated with central obesity in obese women with binge eating disorder (BED) before and after cognitive-behavioral treatment. *Ann N Y Acad Sci*. 2004 Dec;1032:202-7. doi: 10.1196/annals.1314.021. PMID: 15677411. Exclusion Code: X3.
431. Godart N, Berthoz S, Curt F, et al. A randomized controlled trial of adjunctive family therapy and treatment as usual following inpatient treatment for anorexia nervosa adolescents. *PLoS One*. 2012;7(1):e28249. doi: 10.1371/journal.pone.0028249. PMID: 22238574. Exclusion Code: X3.
432. Godier LR, Park RJ. A novel measure of compulsive food restriction in anorexia nervosa: validation of the Self-Starvation Scale (SS). *Eat Behav*. 2015 Apr;17:10-3. doi: 10.1016/j.eatbeh.2014.12.004. PMID: 25528717. Exclusion Code: X4.
433. Gokee-LaRose J, Gorin AA, Wing RR. Behavioral self-regulation for weight loss in young adults: A randomized controlled trial. *Int J Behav Nutr Phys Act*. 2009;6doi: 10.1186/1479-5868-6-10. PMID: 2012-30450-001. Exclusion Code: X5.

Appendix C. Excluded Studies

434. Golay A, Laurent-Jaccard A, Habicht F, et al. Effect of Orlistat in Obese Patients with Binge Eating Disorder. *Obes Res*. 2005;13(10):1701-8. doi: 10.1038/oby.2005.208. PMID: 2005-15566-005. Exclusion Code: X14.
435. Goldberg SC, Halmi KA, Eckert ED, et al. Cyproheptadine in anorexia nervosa. *Br J Psychiatry*. 1979;134:67-70. doi: 10.1192/bjp.134.1.67. PMID: CN-00019657. Exclusion Code: X3.
436. Goldbloom DS, Olmsted MP. Pharmacotherapy of bulimia nervosa with fluoxetine: assessment of clinically significant attitudinal change. *Am J Psychiatry*. 1993 May;150(5):770-4. doi: 10.1176/ajp.150.5.770. PMID: 8480824. Exclusion Code: X7.
437. Goldfein JA, Devlin MJ, Kamenetz C. Eating Disorder Examination-Questionnaire with and without instruction to assess binge eating in patients with binge eating disorder. *Int J Eat Disord*. 2005 Mar;37(2):107-11. doi: 10.1002/eat.20075. PMID: 15732081. Exclusion Code: X4.
438. Goldschmidt AB, Accurso EC, Crosby RD, et al. Association between objective and subjective binge eating and psychopathology during a psychological treatment trial for bulimic symptoms. *Appetite*. 2016 Dec 1;107:471-7. doi: 10.1016/j.appet.2016.08.104. PMID: 27554184. Exclusion Code: X9.
439. Goldschmidt AB, Doyle AC, Wilfley DE. Assessment of binge eating in overweight youth using a questionnaire version of the Child Eating Disorder Examination with Instructions. *Int J Eat Disord*. 2007 Jul;40(5):460-7. doi: 10.1002/eat.20387. PMID: 17497710. Exclusion Code: X7.
440. Goldstein DJ, Wilson MG, Ascroft RC, et al. Effectiveness of fluoxetine therapy in bulimia nervosa regardless of comorbid depression. *Int J Eat Disord*. 1999 Jan;25(1):19-27. doi: 10.1002/(sici)1098-108x(199901)25:1<19::aid-eat3>3.0.co;2-3. PMID: 9924649. Exclusion Code: X10.
441. Goldstein DJ, Wilson MG, Thompson VL, et al. Long-term fluoxetine treatment of bulimia nervosa. Fluoxetine Bulimia Nervosa Research Group. *Br J Psychiatry*. 1995 May;166(5):660-6. doi: 10.1192/bjp.166.5.660. PMID: 7620754. Exclusion Code: X14.
442. Gomez Penedo JM, Constantino MJ, Coyne AE, et al. Patient baseline interpersonal problems as moderators of outcome in two psychotherapies for bulimia nervosa. *Psychother Res*. 2019 Aug;29(6):799-811. doi: 10.1080/10503307.2018.1425931. PMID: 29347888. Exclusion Code: X7.
443. Goode RW, Kalarchian MA, Craighead L, et al. The feasibility of a binge eating intervention in Black women with obesity. *Eat Behav*. 2018;29:83-90. doi: 10.1016/j.eatbeh.2018.03.005. PMID: 2018-20814-016. Exclusion Code: X5.
444. Goodman R, Ford T, Simmons H, et al. Using the Strengths and Difficulties Questionnaire (SDQ) to screen for child psychiatric disorders in a community sample. *Br J Psychiatry*. 2000 Dec;177:534-9. doi: 10.1192/bjp.177.6.534. PMID: 11102329. Exclusion Code: X9.
445. Goodrick GK, Pendleton VR, Kimball KT, et al. Binge eating severity, self-concept, dieting self-

Appendix C. Excluded Studies

- efficacy and social support during treatment of binge eating disorder. *Int J Eat Disord.* 1999 Nov;26(3):295-300. doi: 10.1002/(sici)1098-108x(199911)26:3<295::aid-eat7>3.0.co;2-7. PMID: 10441245. Exclusion Code: X9.
446. Goodrick GK, Poston WS, Kimball KT, et al. Nondieting versus dieting treatment for overweight binge-eating women. *J Consult Clin Psychol.* 1998;66(2):363-8. doi: 10.1037//0022-006x.66.2.363. PMID: CN-00684060. Exclusion Code: X3.
447. Goossens L, Braet C. Screening for eating pathology in the pediatric field. *Int J Pediatr Obes.* 2010 Dec;5(6):483-90. doi: 10.3109/17477160903571995. PMID: 20233148. Exclusion Code: X4.
448. Goossens L, Braet C, Bosmans G, et al. Loss of control over eating in pre-adolescent youth: the role of attachment and self-esteem. *Eat Behav.* 2011 Dec;12(4):289-95. doi: 10.1016/j.eatbeh.2011.07.005. PMID: 22051362. Exclusion Code: X7.
449. Goossens L, Braet C, Verbeken S, et al. Long-term outcome of pediatric eating pathology and predictors for the onset of loss of control over eating following weight-loss treatment. *Int J Eat Disord.* 2011 Jul;44(5):397-405. doi: 10.1002/eat.20848. PMID: 20872756. Exclusion Code: X7.
450. Gordon SM, Johnson JA, Greenfield SF, et al. Assessment and treatment of co-occurring eating disorders in publicly funded addiction treatment programs. *Psychiatr Serv.* 2008 Sep;59(9):1056-9. doi: 10.1176/appi.ps.59.9.1056. PMID: 18757602. Exclusion Code: X7.
451. Gorin AA, Le Grange D, Stone AA. Effectiveness of spouse involvement in cognitive behavioral therapy for binge eating disorder. *Int J Eat Disord.* 2003 May;33(4):421-33. doi: 10.1002/eat.10152. PMID: 12658672. Exclusion Code: X7.
452. Gormally J, Black S, Daston S, et al. The assessment of binge eating severity among obese persons. *Addict Behav.* 1982;7(1):47-55. doi: 10.1016/0306-4603(82)90024-7. PMID: 7080884. Exclusion Code: X9.
453. Gorrell S, Matheson BE, Lock J, et al. Remission in adolescents with bulimia nervosa: empirical evaluation of current conceptual models. *Eur Eat Disord Rev.* 2020doi: 10.1002/erv.2729. PMID: CN-02098109. Exclusion Code: X7.
454. Götestam KG, Agras WS. General population-based epidemiological study of eating disorders in Norway. *Int J Eat Disord.* 1995 Sep;18(2):119-26. doi: 10.1002/1098-108x(199509)18:2<119::aid-eat2260180203>3.0.co;2-u. PMID: 7581413. Exclusion Code: X9.
455. Gowers S, Claxton M, Rowlands L, et al. Drug prescribing in child and adolescent eating disorder services. *Child Adolesc Ment Health.* 2010;15(1):18-22. doi: 10.1111/j.1475-3588.2009.00535.x. PMID: 2010-00183-003. Exclusion Code: X9.
456. Gowers S, Norton K, Halek C, et al. Outcome of outpatient psychotherapy in a random allocation treatment study of anorexia nervosa. *Int J Eat Disord.* 1994 Mar;15(2):165-77. doi: 10.1002/1098-108x(199403)15:2<165::aid-eat2260150208>3.0.co;2-0. PMID: 8173562. Exclusion Code: X9.

Appendix C. Excluded Studies

457. Gowers SG, Clark AF, Roberts C, et al. A randomised controlled multicentre trial of treatments for adolescent anorexia nervosa including assessment of cost-effectiveness and patient acceptability - the TOuCAN trial. *Health Technol Assess.* 2010 Mar;14(15):1-98. doi: 10.3310/hta14150. PMID: 20334748. Exclusion Code: X7.
458. Graber JA, Brooks-Gunn J, Paikoff RL, et al. Prediction of eating problems: an 8-year study of adolescent girls. *Dev Psychol.* 1994;30(6):823-34. doi: 10.1037/0012-1649.30.6.823. PMID: 1995-10022-001. Exclusion Code: X7.
459. Graell M, de Andrés P, Sepúlveda AR, et al. The adolescent onset anorexia nervosa study (ANABEL): Design and baseline results. *Int J Methods Psychiatr Res.* 2018 Sep;27(3):e1739. doi: 10.1002/mpr.1739. PMID: 30133037. Exclusion Code: X9.
460. Grammer AC, Tanofsky-Kraff M, Burke NL, et al. An examination of the associations between pediatric loss of control eating, anxiety, and body composition in children and adolescents. *Eat Behav.* 2018 Aug;30:109-14. doi: 10.1016/j.eatbeh.2018.06.007. PMID: 29990651. Exclusion Code: X7.
461. Grange DL. Family-based treatment for adolescents with bulimia nervosa. *ANZJFT Australian and New Zealand Journal of Family Therapy.* 2010;31(2):165-75. doi: 10.1375/anft.31.2.165. PMID: 2010-12350-005. Exclusion Code: X12.
462. Green MA, Willis M, Fernandez-Kong K, et al. Dissonance-based eating disorder program reduces cardiac risk: A preliminary trial. *Health Psychol.* 2017 Apr;36(4):346-55. doi: 10.1037/hea0000438. PMID: 27808527. Exclusion Code: X14.
463. Green MA, Willis M, Fernandez-Kong K, et al. A Controlled Randomized Preliminary Trial of a Modified Dissonance-Based Eating Disorder Intervention Program. *J Clin Psychol.* 2017 Dec;73(12):1612-28. doi: 10.1002/jclp.22468. PMID: 28249107. Exclusion Code: X14.
464. Greeno CG, Marcus MD, Wing RR. Diagnosis of binge eating disorder: discrepancies between a questionnaire and clinical interview. *Int J Eat Disord.* 1995 Mar;17(2):153-60. doi: 10.1002/1098-108x(199503)17:2<153::aid-eat2260170208>3.0.co;2-v. PMID: 7757096. Exclusion Code: X4.
465. Greeno CG, Wing RR. A double-blind, placebo-controlled trial of the effect of fluoxetine on dietary intake in overweight women with and without binge-eating disorder. *Am J Clin Nutr.* 1996 Sep;64(3):267-73. doi: 10.1093/ajcn/64.3.267. PMID: 8780333. Exclusion Code: X7.
466. Gregorowski C, Seedat S, Jordaan GP. A clinical approach to the assessment and management of comorbid eating disorders and substance use disorders. *BMC Psychiatry.* 2013;13doi: 10.1186/1471-244X-13-289. PMID: 2013-44289-001. Exclusion Code: X9.
467. Grilo C. Controlled comparison of stepped-care multi-modal treatment versus behavioral weight loss for binge eating disorder in patients with obesity. *Obesity facts.* 2017;10:15-. doi: 10.1159/000468958. PMID: CN-01766753. Exclusion Code: X13.

Appendix C. Excluded Studies

468. Grilo CM, Crosby RD, Wilson GT, et al. 12-month follow-up of fluoxetine and cognitive behavioral therapy for binge eating disorder. *J Consult Clin Psychol*. 2012 Dec;80(6):1108-13. doi: 10.1037/a0030061. PMID: 22985205. Exclusion Code: X7.
469. Grilo CM, Lozano C, Elder KA. Inter-rater and test-retest reliability of the Spanish language version of the eating disorder examination interview: clinical and research implications. *J Psychiatr Pract*. 2005 Jul;11(4):231-40. doi: 10.1097/00131746-200507000-00003. PMID: 16041233. Exclusion Code: X9.
470. Grilo CM, Masheb RM. A randomized controlled comparison of guided self-help cognitive behavioral therapy and behavioral weight loss for binge eating disorder. *Behav Res Ther*. 2005;43(11):1509-25. doi: 10.1016/j.brat.2004.11.010. PMID: 2005-14324-008. Exclusion Code: X7.
471. Grilo CM, Masheb RM. Rapid response predicts binge eating and weight loss in binge eating disorder: Findings from a controlled trial of orlistat with guided self-help cognitive behavioral therapy. *Behav Res Ther*. 2007;45(11):2537-50. doi: 10.1016/j.brat.2007.05.010. PMID: 2007-15364-003. Exclusion Code: X7.
472. Grilo CM, Masheb RM, Crosby RD. Predictors and moderators of response to cognitive behavioral therapy and medication for the treatment of binge eating disorder. *J Consult Clin Psychol*. 2012;80(5):897-906. doi: 10.1037/a0027001. PMID: 2012-02228-001. Exclusion Code: X7.
473. Grilo CM, Masheb RM, Lozano-Blanco C, et al. Reliability of the Eating Disorder Examination in patients with binge eating disorder. *Int J Eat Disord*. 2004 Jan;35(1):80-5. doi: 10.1002/eat.10238. PMID: 14705160. Exclusion Code: X4.
474. Grilo CM, Masheb RM, Salant SL. Cognitive behavioral therapy guided self-help and orlistat for the treatment of binge eating disorder: a randomized, double-blind, placebo-controlled trial. *Biol Psychiatry*. 2005 May 15;57(10):1193-201. doi: 10.1016/j.biopsych.2005.03.001. PMID: 15866560. Exclusion Code: X7.
475. Grilo CM, Masheb RM, Wilson GT. A comparison of different methods for assessing the features of eating disorders in patients with binge eating disorder. *J Consult Clin Psychol*. 2001 Apr;69(2):317-22. doi: 10.1037//0022-006x.69.2.317. PMID: 11393608. Exclusion Code: X7.
476. Grilo CM, Masheb RM, Wilson GT. Different methods for assessing the features of eating disorders in patients with binge eating disorder: a replication. *Obes Res*. 2001 Jul;9(7):418-22. doi: 10.1038/oby.2001.55. PMID: 11445665. Exclusion Code: X5.
477. Grilo CM, Masheb RM, Wilson GT. Rapid response to treatment for binge eating disorder. *J Consult Clin Psychol*. 2006;74(3):602-13. doi: 10.1037/0022-006X.74.3.602. PMID: 2006-08433-019. Exclusion Code: X7.
478. Grilo CM, Masheb RM, Wilson GT, et al. Cognitive-behavioral therapy, behavioral weight loss, and sequential treatment for obese patients with binge-eating disorder: a randomized controlled trial. *J Consult Clin Psychol*. 2011 Oct;79(5):675-85. doi: 10.1037/a0025049. PMID: 21859185. Exclusion Code: X7.

Appendix C. Excluded Studies

479. Grilo CM, White MA. A controlled evaluation of the distress criterion for binge eating disorder. *J Consult Clin Psychol*. 2011;79(4):509-14. doi: 10.1037/a0024259. PMID: 2011-13213-001. Exclusion Code: X7.
480. Grilo CM, White MA. Orlistat with behavioral weight loss for obesity with versus without binge eating disorder: Randomized placebo-controlled trial at a community mental health center serving educationally and economically disadvantaged Latino/as. *Behav Res Ther*. 2013;51(3):167-75. doi: 10.1016/j.brat.2013.01.002. PMID: 2013-04843-009. Exclusion Code: X7.
481. Grilo CM, White MA, Masheb RM, et al. Predicting meaningful outcomes to medication and self-help treatments for binge-eating disorder in primary care: The significance of early rapid response. *J Consult Clin Psychol*. 2015;83(2):387-94. doi: 10.1037/a0038635. PMID: 2015-02674-001. Exclusion Code: X7.
482. Grilo CM, White MA, Masheb RM, et al. Randomized controlled trial testing the effectiveness of adaptive 'SMART' stepped-care treatment for adults with binge-eating disorder comorbid with obesity. *Am Psychol*. 2020;75(2):204-18. doi: 10.1037/amp0000534. PMID: 2020-09435-007. Exclusion Code: X7.
483. Grob S, Pizzagalli DA, Dutra SJ, et al. Dopamine-related deficit in reward learning after catecholamine depletion in unmedicated, remitted subjects with bulimia nervosa. *Neuropsychopharmacology*. 2012 Jul;37(8):1945-52. doi: 10.1038/npp.2012.41. PMID: 22491353. Exclusion Code: X3.
484. Groesz LM, Stice E. An experimental test of the effects of dieting on bulimic symptoms: The impact of eating episode frequency. *Behav Res Ther*. 2007;45(1):49-62. doi: 10.1016/j.brat.2006.01.010. PMID: 2006-21165-005. Exclusion Code: X3.
485. Groff Stephens S, Wilke DJ. Sexual violence, weight perception, and eating disorder indicators in college females. *J Am Coll Health*. 2016;64(1):38-47. doi: 10.1080/07448481.2015.1074237. PMID: 26502797. Exclusion Code: X9.
486. Gross H, Ebert MH, Faden VB. A double blind trial of Deltasup 9-tetrahydrocannabinol in primary anorexia nervosa. *J Clin Psychopharmacol*. 1983;3(3):165-71. PMID: CN-00187354. Exclusion Code: X5.
487. Gross H, Ebert MH, Faden VB, et al. A double-blind trial of delta 9-tetrahydrocannabinol in primary anorexia nervosa. *J Clin Psychopharmacol*. 1983 Jun;3(3):165-71. PMID: 6308069. Exclusion Code: X3.
488. Gross HA, Ebert MH, Faden VB. A double-blind controlled trial of lithium carbonate in primary anorexia nervosa. *J Clin Psychopharmacol*. 1981;1(6):376-81. PMID: CN-00190593. Exclusion Code: X3.
489. Gross HA, Ebert MH, Faden VB, et al. A double-blind controlled trial of lithium carbonate primary anorexia nervosa. *J Clin Psychopharmacol*. 1981 Nov;1(6):376-81. doi: 10.1097/00004714-198111000-00005. PMID: 6801096. Exclusion Code: X7.
490. Grover M, Naumann U, Mohammad-Dar L, et al. A randomized controlled trial of an Internet-based cognitive-behavioural skills package for carers of people with anorexia

Appendix C. Excluded Studies

- nervosa. *Psychol Med*. 2011 Dec;41(12):2581-91. doi: 10.1017/s0033291711000766. PMID: 21733215. Exclusion Code: X3.
491. Gualandi M, Simoni M, Manzato E, et al. Reassessment of patients with Eating Disorders after moving from DSM-IV towards DSM-5: a retrospective study in a clinical sample. *Eat Weight Disord*. 2016 Dec;21(4):617-24. doi: 10.1007/s40519-016-0314-4. PMID: 27573908. Exclusion Code: X4.
492. Guerdjikova AI, Blom TJ, Mori N, et al. N-acetylcysteine in bulimia nervosa--open-label trial. *Eat Behav*. 2013 Jan;14(1):87-9. doi: 10.1016/j.eatbeh.2012.11.001. PMID: 23265409. Exclusion Code: X7.
493. Guerdjikova AI, McElroy SL, Welge JA, et al. Lamotrigine in the treatment of binge-eating disorder with obesity: a randomized, placebo-controlled monotherapy trial. *Int Clin Psychopharmacol*. 2009 May;24(3):150-8. doi: 10.1097/YIC.0b013e328329c7b5. PMID: 19357528. Exclusion Code: X14.
494. Guerdjikova AI, Walsh B, Shan K, et al. Concurrent Improvement in Both Binge Eating and Depressive Symptoms with Naltrexone/Bupropion Therapy in Overweight or Obese Subjects with Major Depressive Disorder in an Open-Label, Uncontrolled Study. *Adv Ther*. 2017 Oct;34(10):2307-15. doi: 10.1007/s12325-017-0613-9. PMID: 28918581. Exclusion Code: X7.
495. Guest T. Using the eating disorder examination in the assessment of bulimia and anorexia: issues of reliability and validity. *Soc Work Health Care*. 2000;31(4):71-83. doi: 10.1300/J010v31n04_05. PMID: 2000-12746-005. Exclusion Code: X7.
496. Gulec H, Moessner M, Túry F, et al. A randomized controlled trial of an internet-based posttreatment care for patients with eating disorders. *Telemed J E Health*. 2014 Oct;20(10):916-22. doi: 10.1089/tmj.2013.0353. PMID: 25188398. Exclusion Code: X3.
497. Gumz A, Weigel A, Daubmann A, et al. Efficacy of a prevention program for eating disorders in schools: A cluster-randomized controlled trial. *BMC Psychiatry*. 2017;17PMID: 2017-35191-001. Exclusion Code: X5.
498. Hach I, Ruhl UE, Rentsch A, et al. Recognition and therapy of eating disorders in young women in primary care. *J Public Health*. 2005;13(3):160-5. doi: 10.1007/s10389-005-0102-5. PMID: 2006-01586-006. Exclusion Code: X7.
499. Hagman J, Gralla J, Sigel E, et al. A double-blind, placebo-controlled study of risperidone for the treatment of adolescents and young adults with anorexia nervosa: a pilot study. *J Am Acad Child Adolesc Psychiatry*. 2011 Sep;50(9):915-24. doi: 10.1016/j.jaac.2011.06.009. PMID: 21871373. Exclusion Code: X3.
500. Haines J, Ziyadeh NJ, Franko DL, et al. Screening high school students for eating disorders: validity of brief behavioral and attitudinal measures. *J Sch Health*. 2011 Sep;81(9):530-5. doi: 10.1111/j.1746-1561.2011.00623.x. PMID: 21831065. Exclusion Code: X7.
501. Halford JCG, Boyland EJ, Cooper SJ, et al. The effects of sibutramine on the microstructure of eating behaviour and energy expenditure in obese women. *Journal of Psychopharmacology*. 2010;24(1):99-109. doi:

Appendix C. Excluded Studies

- 10.1177/0269881108095195. PMID: 2010-02773-010. Exclusion Code: X2.
502. Hall A, Crisp AH. Brief psychotherapy in the treatment of anorexia nervosa. Outcome at one year. *Br J Psychiatry*. 1987 Aug;151:185-91. doi: 10.1192/bjp.151.2.185. PMID: 3690108. Exclusion Code: X3.
503. Halmi KA, Eckert E, LaDu TJ, et al. Anorexia nervosa. Treatment efficacy of cyproheptadine and amitriptyline. *Arch Gen Psychiatry*. 1986 Feb;43(2):177-81. doi: 10.1001/archpsyc.1986.01800020087011. PMID: 3511877. Exclusion Code: X8.
504. Halvorsen I, Andersen A, Heyerdahl S. Good outcome of adolescent onset anorexia nervosa after systematic treatment. Intermediate to long-term follow-up of a representative county-sample. *Eur Child Adolesc Psychiatry*. 2004 Oct;13(5):295-306. doi: 10.1007/s00787-004-0408-9. PMID: 15490277. Exclusion Code: X9.
505. Harden KP, Mendle J, Kretsch N. Environmental and genetic pathways between early pubertal timing and dieting in adolescence: distinguishing between objective and subjective timing. *Psychol Med*. 2012 Jan;42(1):183-93. doi: 10.1017/s0033291711000961. PMID: 21676282. Exclusion Code: X7.
506. Harper J, Leung M, Birmingham CL. A blinded laxative taper for patients with eating disorders. *Eat Weight Disord*. 2004 Jun;9(2):147-50. doi: 10.1007/bf03325059. PMID: 15330083. Exclusion Code: X5.
507. Hartmann A, Orlinsky D, Weber S, et al. Session and intersession experience related to treatment outcome in bulimia nervosa. *Psychotherapy (Chic)*. 2010 Sep;47(3):355-70. doi: 10.1037/a0021166. PMID: 22402092. Exclusion Code: X3.
508. Hartmann A, Zeeck A, Herzog W, et al. The intersession process in psychotherapy for anorexia nervosa: characteristics and relation to outcome. *J Clin Psychol*. 2016 Sep;72(9):861-79. doi: 10.1002/jclp.22293. PMID: 27199179. Exclusion Code: X7.
509. Hartmann C, Siegrist M. Development and validation of the Food Disgust Scale. *Food Qual Prefer*. 2018;63:38-50. doi: 10.1016/j.foodqual.2017.07.013. PMID: 2017-43139-007. Exclusion Code: X4.
510. Hasler WL. 5-HT(3) antagonist therapy of bulimia nervosa: a peripherally active agent for a central nervous system eating disorder? *Gastroenterology*. 2000 Jul;119(1):271-2. doi: 10.1016/s0016-5085(00)70064-3. PMID: 10889184. Exclusion Code: X7.
511. Hautala L, Junnilla J, Helenius H, et al. Adolescents with fluctuating symptoms of eating disorders: a 1-year prospective study. *J Adv Nurs*. 2008 Jun;62(6):674-80. doi: 10.1111/j.1365-2648.2008.04697.x. PMID: 18503651. Exclusion Code: X7.
512. Hautala LA, Junnilla J, Helenius H, et al. Towards understanding gender differences in disordered eating among adolescents. *J Clin Nurs*. 2008 Jul;17(13):1803-13. doi: 10.1111/j.1365-2702.2007.02143.x. PMID: 18592628. Exclusion Code: X7.
513. Hay P, Bacaltchuk J, Claudino A, et al. Individual psychotherapy in the outpatient treatment of adults with anorexia nervosa. *Cochrane Database Syst Rev*. 2003(4):Cd003909. doi: 10.1002/14651858.cd003909. PMID: 14583998. Exclusion Code: X9.

Appendix C. Excluded Studies

514. Hay P, Mond J, Paxton S, et al. What are the effects of providing evidence-based information on eating disorders and their treatments? A randomized controlled trial in a symptomatic community sample. *Early Interv Psychiatry*. 2007 Nov;1(4):316-24. doi: 10.1111/j.1751-7893.2007.00044.x. PMID: 21352119. Exclusion Code: X5.
515. Hay P, Touyz S, Arcelus J, et al. A randomized controlled trial of the compulsive Exercise Activity Therapy (LEAP): A new approach to compulsive exercise in anorexia nervosa. *Int J Eat Disord*. 2018 Aug;51(8):999-1004. doi: 10.1002/eat.22920. PMID: 30051623. Exclusion Code: X7.
516. Haynos AF, Pearson CM, Utzinger LM, et al. Empirically derived personality subtyping for predicting clinical symptoms and treatment response in bulimia nervosa. *Int J Eat Disord*. 2017 May;50(5):506-14. doi: 10.1002/eat.22622. PMID: 27611235. Exclusion Code: X7.
517. He J, Ma H, Barthels F, et al. Psychometric properties of the Chinese version of the Düsseldorf Orthorexia Scale: prevalence and demographic correlates of orthorexia nervosa among Chinese university students. *Eat Weight Disord*. 2019 Jun;24(3):453-63. doi: 10.1007/s40519-019-00656-1. PMID: 30796740. Exclusion Code: X3.
518. Heatherton TF, Nichols P, Mahamedi F, et al. Body weight, dieting, and eating disorder symptoms among college students, 1982 to 1992. *Am J Psychiatry*. 1995 Nov;152(11):1623-9. doi: 10.1176/ajp.152.11.1623. PMID: 7485625. Exclusion Code: X7.
519. Hedges DW, Reimherr FW, Hoopes SP, et al. Treatment of bulimia nervosa with topiramate in a randomized, double-blind, placebo-controlled trial, part 2: improvement in psychiatric measures. *J Clin Psychiatry*. 2003 Dec;64(12):1449-54. doi: 10.4088/jcp.v64n1208. PMID: 14728106. Exclusion Code: X14.
520. Heinberg LJ, Coughlin JW, Pinto AM, et al. Validation and predictive utility of the Sociocultural Attitudes Toward Appearance Questionnaire for Eating Disorders (SATAQ-ED): internalization of sociocultural ideals predicts weight gain. *Body Image*. 2008 Sep;5(3):279-90. doi: 10.1016/j.bodyim.2008.02.001. PMID: 18640081. Exclusion Code: X3.
521. Heinberg LJ, Thompson JK, Stormer S. Development and validation of the Sociocultural Attitudes Towards Appearance Questionnaire. *Int J Eat Disord*. 1995 Jan;17(1):81-9. doi: 10.1002/1098-108x(199501)17:1<81::aid-eat2260170111>3.0.co;2-y. PMID: 7894457. Exclusion Code: X4.
522. Heinicke BE, Paxton SJ, McLean SA, et al. Internet-delivered targeted group intervention for body dissatisfaction and disordered eating in adolescent girls: a randomized controlled trial. *J Abnorm Child Psychol*. 2007 Jun;35(3):379-91. doi: 10.1007/s10802-006-9097-9. PMID: 17243014. Exclusion Code: X3.
523. Herbrich L, van Noort B, Pfeiffer E, et al. Follow-up Assessment of Cognitive Remediation Therapy in Adolescent Anorexia Nervosa: A Pilot Study. *Eur Eat Disord Rev*. 2017 Mar;25(2):104-13. doi: 10.1002/erv.2501. PMID: 28217880. Exclusion Code: X7.
524. Herman BK, Deal LS, Di Benedetti DB, et al. The use and value of the 7-

Appendix C. Excluded Studies

- Item Binge Eating Disorder Screener in clinical practice. *CNS Spectr.* 2017;22(1):107-8. doi: 10.1017/S1092852916000900. PMID: CN-01429999. Exclusion Code: X13.
525. Herman BK, Deal LS, DiBenedetti DB, et al. Development of the 7-Item Binge-Eating Disorder Screener (BEDS-7). *Prim Care Companion CNS Disord.* 2016;18(2)doi: 10.4088/PCC.15m01896. PMID: 27486542. Exclusion Code: X9.
526. Herpertz-Dahlmann B, Dempfle A, Konrad K, et al. Eating disorder symptoms do not just disappear: the implications of adolescent eating-disordered behaviour for body weight and mental health in young adulthood. *Eur Child Adolesc Psychiatry.* 2015 Jun;24(6):675-84. doi: 10.1007/s00787-014-0610-3. PMID: 25209691. Exclusion Code: X7.
527. Herscovici CR, Kovalskys I, Orellana L. An Exploratory Evaluation of the Family Meal Intervention for Adolescent Anorexia Nervosa. *Fam Process.* 2017 Jun;56(2):364-75. doi: 10.1111/famp.12199. PMID: 26596997. Exclusion Code: X7.
528. Herzog DB, Field AE, Keller MB, et al. Subtyping eating disorders: is it justified? *J Am Acad Child Adolesc Psychiatry.* 1996 Jul;35(7):928-36. doi: 10.1097/00004583-199607000-00020. PMID: 8768354. Exclusion Code: X5.
529. Herzog DB, Hopkins JD, Burns CD. A follow-up study of 33 subdiagnostic eating disordered women. *Int J Eat Disord.* 1993 Nov;14(3):261-7. doi: 10.1002/1098-108x(199311)14:3<261::aid-eat2260140304>3.0.co;2-n. PMID: 8275062. Exclusion Code: X7.
530. Hilbert A. Cognitive-behavioral therapy for binge eating disorder in adolescents: study protocol for a randomized controlled trial. *Trials.* 2013 Sep 25;14:312. doi: 10.1186/1745-6215-14-312. PMID: 24066704. Exclusion Code: X7.
531. Hilbert A, Buerger A, Hartmann AS, et al. Psychometric evaluation of the eating disorder examination adapted for children. *Eur Eat Disord Rev.* 2013 Jul;21(4):330-9. doi: 10.1002/erv.2221. PMID: 23456853. Exclusion Code: X9.
532. Hilbert A, Herpertz S, Zipfel S, et al. Early Change Trajectories in Cognitive-Behavioral Therapy for Binge-Eating Disorder. *Behav Ther.* 2019 Jan;50(1):115-25. doi: 10.1016/j.beth.2018.03.013. PMID: 30661552. Exclusion Code: X7.
533. Hilbert A, Saelens BE, Stein RI, et al. Pretreatment and process predictors of outcome in interpersonal and cognitive behavioral psychotherapy for binge eating disorder. *J Consult Clin Psychol.* 2007;75(4):645-51. doi: 10.1037/0022-006X.75.4.645. PMID: 2007-11558-013. Exclusion Code: X7.
534. Hildebrandt T, Loeb K, Troupe S, et al. Adjunctive mirror exposure for eating disorders: a randomized controlled pilot study. *Behav Res Ther.* 2012 Dec;50(12):797-804. doi: 10.1016/j.brat.2012.09.004. PMID: 23089085. Exclusion Code: X7.
535. Hildebrandt T, Michaelides A, Mayhew M, et al. Randomized controlled trial comparing health coach-delivered smartphone-guided self-help with standard care for adults with binge eating. *The American Journal of Psychiatry.* 2020;177(2):134-42. doi: 10.1176/appi.ajp.2019.19020184.

Appendix C. Excluded Studies

- PMID: 2020-09861-004. Exclusion Code: X7.
536. Hillen S, Dempfle A, Seitz J, et al. Motivation to change and perceptions of the admission process with respect to outcome in adolescent anorexia nervosa. *BMC Psychiatry*. 2015 Jul 2;15:140. doi: 10.1186/s12888-015-0516-8. PMID: 26134628. Exclusion Code: X8.
537. Hobbs M, Birtchnell S, Harte A, et al. Therapeutic factors in short-term group therapy for women with bulimia. *Int J Eat Disord*. 1989;8(6):623-33. doi: 10.1002/1098-108X(198911)8:6<623::AID-EAT2260080603>3.0.CO;2-X. PMID: 1990-10415-001. Exclusion Code: X7.
538. Hochkogler CM, Liszt K, Lieder B, et al. Appetite-Inducing Effects of Homoeriodictyol: Two Randomized, Cross-Over Interventions. *Mol Nutr Food Res*. 2017 Dec;61(12)doi: 10.1002/mnfr.201700459. PMID: 28834253. Exclusion Code: X3.
539. Hodsoll J, Rhind C, Micali N, et al. A Pilot, Multicentre Pragmatic Randomised Trial to Explore the Impact of Carer Skills Training on Carer and Patient Behaviours: Testing the Cognitive Interpersonal Model in Adolescent Anorexia Nervosa. *Eur Eat Disord Rev*. 2017 Nov;25(6):551-61. doi: 10.1002/erv.2540. PMID: 28948663. Exclusion Code: X7.
540. Hofer M, Pozzi A, Joray M, et al. Safe refeeding management of anorexia nervosa inpatients: an evidence-based protocol. *Nutrition*. 2014 May;30(5):524-30. doi: 10.1016/j.nut.2013.09.019. PMID: 24698345. Exclusion Code: X3.
541. Hogdahl L, Levallius J, Bjorck C, et al. Personality predicts drop-out from therapist-guided internet-based cognitive behavioural therapy for eating disorders. Results from a randomized controlled trial. *Internet interventions*. 2016;5:44-50. doi: 10.1016/j.invent.2016.07.002. PMID: CN-01197547. Exclusion Code: X7.
542. Holland LA, Brown TA, Keel PK. Defining features of unhealthy exercise associated with disordered eating and eating disorder diagnoses. *Psychol Sport Exerc*. 2014 Jan 1;15(1)doi: 10.1016/j.psychsport.2013.10.005. PMID: 24391457. Exclusion Code: X7.
543. Holtkamp K, Konrad K, Kaiser N, et al. A retrospective study of SSRI treatment in adolescent anorexia nervosa: insufficient evidence for efficacy. *J Psychiatr Res*. 2005 May;39(3):303-10. doi: 10.1016/j.jpsychires.2004.08.001. PMID: 15725429. Exclusion Code: X8.
544. Homan KJ, Sim LA, Crowley SL, et al. Medical Assessment and Triage of Pediatric Patients with Anorexia Nervosa in Primary Care. *J Dev Behav Pediatr*. 2019 Feb/Mar;40(2):92-8. doi: 10.1097/dbp.0000000000000629. PMID: 30747833. Exclusion Code: X9.
545. Homan P, Grob S, Milos G, et al. The role of BDNF, leptin, and catecholamines in reward learning in bulimia nervosa. *Int J Neuropsychopharmacol*. 2014 Dec 7;18(5)doi: 10.1093/ijnp/pyu092. PMID: 25522424. Exclusion Code: X3.
546. Hoopes SP, Reimherr FW, Hedges DW, et al. Treatment of bulimia nervosa with topiramate in a randomized, double-blind, placebo-controlled trial, part 1: improvement in binge and purge measures. *J Clin Psychiatry*. 2003 Nov;64(11):1335-

Appendix C. Excluded Studies

41. doi: 10.4088/jcp.v64n1109. PMID: 14658948. Exclusion Code: X14.
547. Hopwood CJ, Nye CD, Blomquist KK, et al. Confirmatory validation and measurement equivalence of the Eating Loss of Control Scale in binge eating and non-clinical samples. *J Psychopathol Behav Assess.* 2018;40(3):476-83. doi: 10.1007/s10862-018-9643-0. PMID: 2018-02950-001. Exclusion Code: X7.
548. Hormes JM, Meule A. Psychometric properties of the English Food Cravings Questionnaire-Trait-reduced (FCQ-T-r). *Eat Behav.* 2016 Jan;20:34-8. doi: 10.1016/j.eatbeh.2015.11.011. PMID: 26609669. Exclusion Code: X4.
549. Horne RL, Ferguson JM, Pope HG, Jr., et al. Treatment of bulimia with bupropion: a multicenter controlled trial. *J Clin Psychiatry.* 1988 Jul;49(7):262-6. PMID: 3134343. Exclusion Code: X14.
550. Horney AC. The impact of a dissonance-based prevention program on eating disorder developmental trajectories: ProQuest Information & Learning; 2017. Exclusion Code: X9.
551. Hoste RR, Hewell K, le Grange D. Family interaction among White and ethnic minority adolescents with bulimia nervosa and their parents. *Eur Eat Disord Rev.* 2007;15(2):152-8. doi: 10.1002/erv.743. PMID: 2007-04866-008. Exclusion Code: X7.
552. Hötzel K, von Brachel R, Schmidt U, et al. An Internet-based program to enhance motivation to change in females with symptoms of an eating disorder: a randomized controlled trial. *Psychol Med.* 2014 Jul;44(9):1947-63. doi: 10.1017/s0033291713002481. PMID: 24128818. Exclusion Code: X10.
553. Hoyle D, Slater J, Williams C, et al. Evaluation of a web-based skills intervention for carers of people with anorexia nervosa: a randomized controlled trial. *Int J Eat Disord.* 2013 Sep;46(6):634-8. doi: 10.1002/eat.22144. PMID: 23712500. Exclusion Code: X7.
554. Hsu LK, Clement L, Santhouse R, et al. Treatment of bulimia nervosa with lithium carbonate. A controlled study. *J Nerv Ment Dis.* 1991 Jun;179(6):351-5. doi: 10.1097/00005053-199106000-00008. PMID: 1904908. Exclusion Code: X3.
555. Hsu LK, Rand W, Sullivan S, et al. Cognitive therapy, nutritional therapy and their combination in the treatment of bulimia nervosa. *Psychol Med.* 2001 Jul;31(5):871-9. doi: 10.1017/s003329170100410x. PMID: 11459384. Exclusion Code: X7.
556. Hudson J, McElroy S, Ferreira-Cornwell C, et al. A double-blind, placebo-controlled, randomized-withdrawal study of lisdexamfetamine dimesylate in adults with moderate to severe binge eating disorder. *Neuropsychopharmacology.* 2015;40:S135-S6. doi: 10.1038/npp.2015.325. PMID: CN-01163275. Exclusion Code: X7.
557. Hudson J, McElroy S, Ferreira-Cornwell MC, et al. A double-blind, placebo-controlled, randomized withdrawal study of lisdexamfetamine dimesylate in adults with moderate to severe binge eating disorder. *CNS Spectr.* 2017;22(1):108-9. doi: 10.1017/S1092852916000900. PMID: CN-01429998. Exclusion Code: X13.
558. Hudson JI, McElroy SL, Ferreira-Cornwell MC, et al. Efficacy of

Appendix C. Excluded Studies

- Lisdexamfetamine in Adults With Moderate to Severe Binge-Eating Disorder: A Randomized Clinical Trial. *JAMA Psychiatry*. 2017 Sep 1;74(9):903-10. doi: 10.1001/jamapsychiatry.2017.1889. PMID: 28700805. Exclusion Code: X3.
559. Hudson JI, McElroy SL, Raymond NC, et al. Fluvoxamine in the treatment of binge-eating disorder: a multicenter placebo-controlled, double-blind trial. *Am J Psychiatry*. 1998 Dec;155(12):1756-62. doi: 10.1176/ajp.155.12.1756. PMID: 9842788. Exclusion Code: X14.
560. Hudson JI, Pope HG, Jr., Jonas JM. Treatment of bulimia with antidepressants: theoretical considerations and clinical findings. *Res Publ Assoc Res Nerv Ment Dis*. 1984;62:259-73. PMID: 6420851. Exclusion Code: X3.
561. Hudson JI, Pope HG, Jr., Keck PE, Jr., et al. Treatment of bulimia nervosa with trazodone: short-term response and long-term follow-up. *Clin Neuropharmacol*. 1989;12 Suppl 1:S38-46; Discussion S7-9. doi: 10.1097/00002826-198901001-00007. PMID: 2663152. Exclusion Code: X9.
562. Hughes EK, Kerr JA, Patton GC, et al. Eating disorder symptoms across the weight spectrum in Australian adolescents. *Int J Eat Disord*. 2019 Aug;52(8):885-94. doi: 10.1002/eat.23118. PMID: 31215675. Exclusion Code: X9.
563. Hughes EK, Le Grange D, Court A, et al. Parent-focused treatment for adolescent anorexia nervosa: a study protocol of a randomised controlled trial. *BMC Psychiatry*. 2014 Apr 8;14:105. doi: 10.1186/1471-244x-14-105. PMID: 24712855. Exclusion Code: X7.
564. Hughes PL, Wells LA, Cunningham CJ, et al. Treating bulimia with desipramine. A double-blind, placebo-controlled study. *Arch Gen Psychiatry*. 1986 Feb;43(2):182-6. doi: 10.1001/archpsyc.1986.01800020092012. PMID: 3511878. Exclusion Code: X14.
565. Hurley JB, Palmer RL, Stretch D. The specificity of the Eating Disorders Inventory: A reappraisal. *Int J Eat Disord*. 1990;9(4):419-24. doi: 10.1002/1098-108X(199007)9:4<419::AID-EAT2260090408>3.0.CO;2-O. PMID: 1990-29850-001. Exclusion Code: X4.
566. Hurst K, Zimmer-Gembeck M. Family-based treatment with cognitive behavioural therapy for anorexia. *Clin Psychol*. 2019;23(1):61-70. doi: 10.1111/cp.12152. PMID: 2018-18024-001. Exclusion Code: X7.
567. Imperatori C, Fabbriatore M, Lester D, et al. Psychometric properties of the modified Yale Food Addiction Scale Version 2.0 in an Italian non-clinical sample. *Eat Weight Disord*. 2019 Feb;24(1):37-45. doi: 10.1007/s40519-018-0607-x. PMID: 30414076. Exclusion Code: X4.
568. Imperatori C, Innamorati M, Lamis DA, et al. Factor structure of the binge eating scale in a large sample of obese and overweight patients attending low energy diet therapy. *Eur Eat Disord Rev*. 2016 Mar;24(2):174-8. doi: 10.1002/erv.2384. PMID: 26147590. Exclusion Code: X7.
569. Innamorati M, Imperatori C, Balsamo M, et al. Food Cravings Questionnaire-Trait (FCQ-T) discriminates between obese and overweight patients with and without

Appendix C. Excluded Studies

- binge eating tendencies: the Italian version of the FCQ-T. *J Pers Assess.* 2014;96(6):632-9. doi: 10.1080/00223891.2014.909449. PMID: 24793741. Exclusion Code: X7.
570. Innamorati M, Imperatori C, Lester D, et al. Preliminary validation of the Italian Night Eating Questionnaire (I-NEQ-16): Item analysis and factor structure. *Front Psychol.* 2018;9doi: 10.3389/fpsyg.2018.02628. PMID: 2019-00345-001. Exclusion Code: X4.
571. Innamorati M, Imperatori C, Manzoni GM, et al. Psychometric properties of the Italian Yale Food Addiction Scale in overweight and obese patients. *Eat Weight Disord.* 2015 Mar;20(1):119-27. doi: 10.1007/s40519-014-0142-3. PMID: 25069837. Exclusion Code: X4.
572. Iorio D, Margiotta N, D'Orsi P, et al. The Eating Disorder Inventory in evaluation of impaired eating behaviour in subjects requesting nutritional consultation. *Eat Weight Disord.* 2000 Dec;5(4):206-10. doi: 10.1007/bf03354447. PMID: 11216128. Exclusion Code: X4.
573. Isomaa R, Lukkarila IL, Ollila T, et al. Development and preliminary validation of a Finnish version of the Eating Disorder Examination Questionnaire (EDE-Q). *Nord J Psychiatry.* 2016 Oct;70(7):542-6. doi: 10.1080/08039488.2016.1179340. PMID: 27152496. Exclusion Code: X4.
574. Jackson JB, Pietrabissa G, Rossi A, et al. Brief strategic therapy and cognitive behavioral therapy for women with binge eating disorder and comorbid obesity: A randomized clinical trial one-year follow-up. *J Consult Clin Psychol.* 2018 Aug;86(8):688-701. doi: 10.1037/ccp0000313. PMID: 30035585. Exclusion Code: X7.
575. Jackson T, Chen H. Identifying the eating disorder symptomatic in China: the role of sociocultural factors and culturally defined appearance concerns. *J Psychosom Res.* 2007 Feb;62(2):241-9. doi: 10.1016/j.jpsychores.2006.09.010. PMID: 17270583. Exclusion Code: X7.
576. Jacobi C, Abascal L, Taylor CB. Screening for Eating Disorders and High-Risk Behavior: Caution. *Int J Eat Disord.* 2004;36(3):280-95. doi: 10.1002/eat.20048. PMID: 2004-20251-005. Exclusion Code: X9.
577. Jacobi C, Hütter K, Völker U, et al. Efficacy of a Parent-Based, Indicated Prevention for Anorexia Nervosa: Randomized Controlled Trial. *J Med Internet Res.* 2018 Dec 14;20(12):e296. doi: 10.2196/jmir.9464. PMID: 30552078. Exclusion Code: X5.
578. Jacobi C, Morris L, Beckers C, et al. Maintenance of internet-based prevention: a randomized controlled trial. *Int J Eat Disord.* 2007 Mar;40(2):114-9. doi: 10.1002/eat.20344. PMID: 17080447. Exclusion Code: X3.
579. Jacobi C, Völker U, Trockel MT, et al. Effects of an Internet-based intervention for subthreshold eating disorders: a randomized controlled trial. *Behav Res Ther.* 2012 Feb;50(2):93-9. doi: 10.1016/j.brat.2011.09.013. PMID: 22137366. Exclusion Code: X14.
580. Jankauskiene R, Baceviciene M. Body image and disturbed eating attitudes and behaviors in sport-involved adolescents: the role of gender and sport characteristics. *Nutrients.* 2019 Dec 14;11(12)doi:

Appendix C. Excluded Studies

- 10.3390/nu11123061. PMID: 31847410. Exclusion Code: X7.
581. Jansen A, Nederkoorn C, Roefs A, et al. The proof of the pudding is in the eating: Is the DEBQ - External Eating Scale a valid measure of external eating? *Int J Eat Disord*. 2011;44(2):164-8. PMID: 2011-03922-009. Exclusion Code: X9.
582. Järvelä-Reijonen E, Karhunen L, Sairanen E, et al. The effects of acceptance and commitment therapy on eating behavior and diet delivered through face-to-face contact and a mobile app: A randomized controlled trial. *Int J Behav Nutr Phys Act*. 2018;15PMID: 2018-08735-001. Exclusion Code: X7.
583. Jáuregui I, Perez-Lancho C, Gomez-Capitan MJ, et al. Psychometric properties of the Spanish version of the Eating Behaviours and Body Image Test for Preadolescent Girls (EBBIT). *Eat Weight Disord*. 2009 Mar;14(1):e22-8. doi: 10.1007/bf03354624. PMID: 19367133. Exclusion Code: X7.
584. Jáuregui Lobera I, Bolaños P, Carbonero R, et al. Psychometric properties of the Spanish version of Food Craving Inventory (FCI-SP). *Nutr Hosp*. 2010 Nov-Dec;25(6):984-92. PMID: 21519770. Exclusion Code: X4.
585. Jáuregui Lobera I, Santed MA, Shafran R, et al. Psychometric properties of the Spanish version of the Thought-Shape Fusion Questionnaire. *Span J Psychol*. 2012 Mar;15(1):410-23. doi: 10.5209/rev_sjop.2012.v15.n1.37347. PMID: 22379730. Exclusion Code: X3.
586. Jáuregui-Lobera I, García-Cruz P, Carbonero-Carreño R, et al. Psychometric properties of Spanish version of the Three-Factor Eating Questionnaire-R18 (Tfeq-Sp) and its relationship with some eating- and body image-related variables. *Nutrients*. 2014 Dec 4;6(12):5619-35. doi: 10.3390/nu6125619. PMID: 25486370. Exclusion Code: X7.
587. Jenkins PE. Psychometric validation of the Clinical Impairment Assessment in a UK eating disorder service. *Eat Behav*. 2013 Apr;14(2):241-3. doi: 10.1016/j.eatbeh.2012.12.001. PMID: 23557830. Exclusion Code: X4.
588. Jenkins PE, Luck A, Burrows A, et al. Comparison of face-to-face versus email guided self-help for binge eating: study protocol for a randomised controlled trial. *Trials*. 2014;15:181. doi: 10.1186/1745-6215-15-181. PMID: CN-01116201. Exclusion Code: X7.
589. Johnson WG, Kirk AA, Reed AE. Adolescent version of the questionnaire of eating and weight patterns: reliability and gender differences. *Int J Eat Disord*. 2001 Jan;29(1):94-6. doi: 10.1002/1098-108x(200101)29:1<94::aid-eat16>3.0.co;2-8. PMID: 11135341. Exclusion Code: X7.
590. Johnston J, Shu CY, Hoiles KJ, et al. Perfectionism is associated with higher eating disorder symptoms and lower remission in children and adolescents diagnosed with eating disorders. *Eat Behav*. 2018 Aug;30:55-60. doi: 10.1016/j.eatbeh.2018.05.008. PMID: 29803120. Exclusion Code: X9.
591. Johnston O, Fornai G, Cabrini S, et al. Feasibility and acceptability of screening for eating disorders in primary care. *Fam Pract*. 2007 Oct;24(5):511-7. doi: 10.1093/fampra/cmm029. PMID: 17591604. Exclusion Code: X7.
592. Joiner TE, Jr., Heatherton TF, Keel PK. Ten-year stability and predictive

Appendix C. Excluded Studies

- validity of five bulimia-related indicators. *Am J Psychiatry*. 1997 Aug;154(8):1133-8. doi: 10.1176/ajp.154.8.1133. PMID: 9247401. Exclusion Code: X7.
593. Joja O, Goldstein R, Popa M. Vasotocin effects in depressive patients with eating disorders. *Rom J Endocrinol*. 1993;31(3-4):171-7. PMID: 7697065. Exclusion Code: X3.
594. Jones M, Luce KH, Osborne MI, et al. Randomized, controlled trial of an Internet-facilitated intervention for reducing binge eating and overweight in adolescents. *Pediatrics*. 2008;121(3):453-62. doi: 10.1542/peds.2007-1173. PMID: 2008-03157-001. Exclusion Code: X3.
595. Jongenelis MI, Byrne SM, Pettigrew S, et al. A psychometric examination of a modified eight-item version of the children's eating disorder examination. *Psychol Assess*. 2014 Mar;26(1):267-76. doi: 10.1037/a0034803. PMID: 24188154. Exclusion Code: X3.
596. Jospe MR, Brown RC, Williams SM, et al. Self-monitoring has no adverse effect on disordered eating in adults seeking treatment for obesity. *Obesity science and practice*. 2018;4(3):283-8. doi: 10.1002/osp4.168. PMID: CN-01611420. Exclusion Code: X5.
597. Junne F, Wild B, Resmark G, et al. The importance of body image disturbances for the outcome of outpatient psychotherapy in patients with anorexia nervosa: Results of the antop-study. *Eur Eat Disord Rev*. 2018doi: 10.1002/erv.2623. PMID: 2018-35109-001. Exclusion Code: X9.
598. Kafantaris V, Leigh E, Hertz S, et al. A placebo-controlled pilot study of adjunctive olanzapine for adolescents with anorexia nervosa. *J Child Adolesc Psychopharmacol*. 2011 Jun;21(3):207-12. doi: 10.1089/cap.2010.0139. PMID: 21663423. Exclusion Code: X7.
599. Kalman D, Cascarano H, Krieger DR, et al. Frequency of binge eating disorder in an outpatient weight loss clinic. *J Am Diet Assoc*. 2002 May;102(5):697-9. doi: 10.1016/s0002-8223(02)90158-6. PMID: 12008996. Exclusion Code: X9.
600. Kang Q, Chan RCK, Li X, et al. Psychometric Properties of the Chinese Version of the Eating Attitudes Test in Young Female Patients with Eating Disorders in Mainland China. *Eur Eat Disord Rev*. 2017 Nov;25(6):613-7. doi: 10.1002/erv.2560. PMID: 28994215. Exclusion Code: X3.
601. Kaplan AS, Garfinkel PE, Darby PL, et al. Carbamazepine in the treatment of bulimia. *Am J Psychiatry*. 1983 Sep;140(9):1225-6. doi: 10.1176/ajp.140.9.1225. PMID: 6577802. Exclusion Code: X3.
602. Karlson KA, Becker CB, Merkur A. Prevalence of eating disordered behavior in collegiate lightweight women rowers and distance runners. *Clin J Sport Med*. 2001 Jan;11(1):32-7. doi: 10.1097/00042752-200101000-00006. PMID: 11176143. Exclusion Code: X7.
603. Karlsson GP, Clinton D, Nevenon L. Prediction of weight increase in anorexia nervosa. *Nord J Psychiatry*. 2013 Dec;67(6):424-32. doi: 10.3109/08039488.2012.754051. PMID: 23301630. Exclusion Code: X5.
604. Kass AE, Theim Hurst K, Kolko RP, et al. Psychometric evaluation of the youth eating disorder examination questionnaire in children with overweight or obesity. *Int J Eat Disord*. 2017 Jul;50(7):776-80. doi:

Appendix C. Excluded Studies

- 10.1002/eat.22693. PMID: 28205275. Exclusion Code: X3.
605. Kass AE, Wang AZ, Kolko RP, et al. Identification as overweight by medical professionals: relation to eating disorder diagnosis and risk. *Eat Behav.* 2015 Apr;17:62-8. doi: 10.1016/j.eatbeh.2014.12.013. PMID: 25602172. Exclusion Code: X7.
606. Katzman MA, Bara-Carril N, Rabe-Hesketh S, et al. A randomized controlled two-stage trial in the treatment of bulimia nervosa, comparing CBT versus motivational enhancement in Phase 1 followed by group versus individual CBT in Phase 2. *Psychosom Med.* 2010 Sep;72(7):656-63. doi: 10.1097/PSY.0b013e3181ec5373. PMID: 20668284. Exclusion Code: X7.
607. Keating L, Tasca GA, Gick M, et al. Change in attachment to the therapy group generalizes to change in individual attachment among women with binge eating disorder. *Psychotherapy (Chic).* 2014 Mar;51(1):78-87. doi: 10.1037/a0031099. PMID: 23398033. Exclusion Code: X7.
608. Keel PK, Crow S, Davis TL, et al. Assessment of eating disorders: comparison of interview and questionnaire data from a long-term follow-up study of bulimia nervosa. *J Psychosom Res.* 2002 Nov;53(5):1043-7. doi: 10.1016/s0022-3999(02)00491-9. PMID: 12445594. Exclusion Code: X7.
609. Keel PK, Forney KJ, Brown TA, et al. Influence of college peers on disordered eating in women and men at 10-year follow-up. *J Abnorm Psychol.* 2013 Feb;122(1):105-10. doi: 10.1037/a0030081. PMID: 23025666. Exclusion Code: X7.
610. Keel PK, Heatherton TF, Dorer DJ, et al. Point prevalence of bulimia nervosa in 1982, 1992, and 2002. *Psychol Med.* 2006 Jan;36(1):119-27. doi: 10.1017/s0033291705006148. PMID: 16202192. Exclusion Code: X7.
611. Keel PK, Mitchell JE, Davis TL, et al. Long-term impact of treatment in women diagnosed with bulimia nervosa. *Int J Eat Disord.* 2002 Mar;31(2):151-8. doi: 10.1002/eat.10017. PMID: 11920976. Exclusion Code: X14.
612. Kells M, Kelly-Weeder S. Binge eating behavior among a cohort of normal weight college women. *J Am Assoc Nurse Pract.* 2019 Dec;31(12):741-6. doi: 10.1097/jxx.0000000000000317. PMID: 31738272. Exclusion Code: X9.
613. Kelly AC, Carter JC, Zuroff DC, et al. Self-compassion and fear of self-compassion interact to predict response to eating disorders treatment: a preliminary investigation. *Psychother Res.* 2013;23(3):252-64. doi: 10.1080/10503307.2012.717310. PMID: 22917037. Exclusion Code: X9.
614. Kelly AC, Wisniewski L, Martin-Wagar C, et al. Group-Based Compassion-Focused Therapy as an Adjunct to Outpatient Treatment for Eating Disorders: A Pilot Randomized Controlled Trial. *Clin Psychol Psychother.* 2017 Mar;24(2):475-87. doi: 10.1002/cpp.2018. PMID: 27237928. Exclusion Code: X7.
615. Kelly NR, Mitchell KS, Gow RW, et al. An evaluation of the reliability and construct validity of eating disorder measures in white and black women. *Psychol Assess.* 2012 Sep;24(3):608-17. doi:

Appendix C. Excluded Studies

- 10.1037/a0026457. PMID: 22149327. Exclusion Code: X3.
616. Kenardy J, Mensch M, Bowen K, et al. Group therapy for binge eating in Type 2 diabetes: a randomized trial. *Diabet Med.* 2002;19(3):234-9. doi: 10.1046/j.1464-5491.2002.00679.x. PMID: CN-00390667. Exclusion Code: X3.
617. Kennedy SH, Goldbloom DS, Ralevski E, et al. Is there a role for selective monoamine oxidase inhibitor therapy in bulimia nervosa? A placebo-controlled trial of brofaromine. *J Clin Psychopharmacol.* 1993 Dec;13(6):415-22. PMID: 8120155. Exclusion Code: X5.
618. Kennedy SH, Piran N, Garfinkel PE. Monoamine oxidase inhibitor therapy for anorexia nervosa and bulimia: a preliminary trial of isocarboxazid. *J Clin Psychopharmacol.* 1985 Oct;5(5):279-85. doi: 10.1097/00004714-198510000-00005. PMID: 3862680. Exclusion Code: X7.
619. Kennedy SH, Piran N, Warsh JJ, et al. A trial of isocarboxazid in the treatment of bulimia nervosa. *J Clin Psychopharmacol.* 1988;8(6):391-6. doi: 10.1097/00004714-198812000-00002. PMID: 1989-23410-001. Exclusion Code: X5.
620. Kenny TE, Singleton C, Carter JC. Testing predictions of the emotion regulation model of binge-eating disorder. *Int J Eat Disord.* 2017 Nov;50(11):1297-305. doi: 10.1002/eat.22787. PMID: 29052240. Exclusion Code: X7.
621. Keski-Rahkonen A, Hoek HW, Susser ES, et al. Epidemiology and course of anorexia nervosa in the community. *Am J Psychiatry.* 2007 Aug;164(8):1259-65. doi: 10.1176/appi.ajp.2007.06081388. PMID: 17671290. Exclusion Code: X9.
622. Keski-Rahkonen A, Sihvola E, Raevuori A, et al. Reliability of self-reported eating disorders: Optimizing population screening. *Int J Eat Disord.* 2006 Dec;39(8):754-62. doi: 10.1002/eat.20277. PMID: 16937380. Exclusion Code: X4.
623. Kessler RC, Berglund PA, Chiu WT, et al. The prevalence and correlates of binge eating disorder in the World Health Organization World Mental Health Surveys. *Biol Psychiatry.* 2013 May 1;73(9):904-14. doi: 10.1016/j.biopsych.2012.11.020. PMID: 23290497. Exclusion Code: X9.
624. Kim YR, Eom JS, Leppanen J, et al. Effects of intranasal oxytocin on the attentional bias to emotional stimuli in patients with bulimia nervosa. *Psychoneuroendocrinology.* 2018 May;91:75-8. doi: 10.1016/j.psyneuen.2018.02.029. PMID: 29529522. Exclusion Code: X3.
625. Kim YR, Eom JS, Yang JW, et al. The Impact of Oxytocin on Food Intake and Emotion Recognition in Patients with Eating Disorders: A Double Blind Single Dose Within-Subject Cross-Over Design. *PLoS One.* 2015;10(9):e0137514. doi: 10.1371/journal.pone.0137514. PMID: 26402337. Exclusion Code: X3.
626. Kim YR, Tyrer P, Lee HS, et al. Schedule for personality assessment from notes and documents (SPAN-DOC): Preliminary validation, links to the ICD-11 classification of personality disorder, and use in eating disorders. *Personal Ment Health.* 2016 May;10(2):106-17. doi: 10.1002/pmh.1335. PMID: 27120421. Exclusion Code: X3.
627. Kim Y-R, Kim C-H, Cardi V, et al. Intranasal oxytocin attenuates

Appendix C. Excluded Studies

- attentional bias for eating and fat shape stimuli in patients with anorexia nervosa. *Psychoneuroendocrinology*. 2014;44:133-42. doi: 10.1016/j.psyneuen.2014.02.019. PMID: 2014-12385-001. Exclusion Code: X3.
628. Kim Y-R, Kim C-H, Park JH, et al. The impact of intranasal oxytocin on attention to social emotional stimuli in patients with anorexia nervosa: A double blind within-subject cross-over experiment. *PLoS One*. 2014;9(3) PMID: 2014-14947-001. Exclusion Code: X3.
629. Kimball A, Schorr M, Meenaghan E, et al. A Randomized Placebo-Controlled Trial of Low-Dose Testosterone Therapy in Women With Anorexia Nervosa. *J Clin Endocrinol Metab*. 2019 Oct 1;104(10):4347-55. doi: 10.1210/jc.2019-00828. PMID: 31219558. Exclusion Code: X3.
630. King MB. Eating disorders in a general practice population. Prevalence, characteristics and follow-up at 12 to 18 months. *Psychol Med Monogr Suppl*. 1989;14:1-34. doi: 10.1017/s0264180100000515. PMID: 2788294. Exclusion Code: X7.
631. Kirkley BG, Schneider JA, Agras WS, et al. Comparison of two group treatments for bulimia. *J Consult Clin Psychol*. 1985 Feb;53(1):43-8. doi: 10.1037//0022-006x.53.1.43. PMID: 3856582. Exclusion Code: X7.
632. Kirsch AC, Shapiro JB, Conley CS, et al. Explaining the pathway from familial and peer social support to disordered eating: Is body dissatisfaction the link for male and female adolescents? *Eat Behav*. 2016 Aug;22:175-81. doi: 10.1016/j.eatbeh.2016.06.018. PMID: 27289524. Exclusion Code: X9.
633. Kjelsås E, Augestad LB, Flanders D. Screening of males with eating disorders. *Eat Weight Disord*. 2003 Dec;8(4):304-10. doi: 10.1007/bf03325030. PMID: 15018380. Exclusion Code: X4.
634. Kleifield EI, Sunday S, Hurt S, et al. Psychometric validation of the Tridimensional Personality Questionnaire: application to subgroups of eating disorders. *Compr Psychiatry*. 1993 Jul-Aug;34(4):249-53. doi: 10.1016/0010-440x(93)90006-p. PMID: 8348803. Exclusion Code: X4.
635. Klein AS, Skinner JB, Hawley KM. Targeting binge eating through components of dialectical behavior therapy: preliminary outcomes for individually supported diary card self-monitoring versus group-based DBT. *Psychotherapy (Chic)*. 2013 Dec;50(4):543-52. doi: 10.1037/a0033130. PMID: 24295464. Exclusion Code: X7.
636. Kliem S, Mößle T, Zenger M, et al. The eating disorder examination-questionnaire 8: a brief measure of eating disorder psychopathology (EDE-Q8). *Int J Eat Disord*. 2016 Jun;49(6):613-6. doi: 10.1002/eat.22487. PMID: 26711183. Exclusion Code: X7.
637. Ko C, Cohen H. Intraethnic comparison of eating attitudes in native Koreans and Korean Americans using a Korean translation of the eating attitudes test. *J Nerv Ment Dis*. 1998 Oct;186(10):631-6. doi: 10.1097/00005053-199810000-00007. PMID: 9788640. Exclusion Code: X7.
638. Kobak KA, Taylor Lv, Dottl SL, et al. A computer-administered

Appendix C. Excluded Studies

- telephone interview to identify mental disorders. *JAMA: Journal of the American Medical Association*. 1997;278(11):905-10. doi: 10.1001/jama.278.11.905. PMID: 2000-03942-001. Exclusion Code: X3.
639. Kolar DR, Hammerle F, Jenetzky E, et al. Smartphone-Enhanced Low-Threshold Intervention for adolescents with Anorexia Nervosa (SELTIAN) waiting for outpatient psychotherapy: study protocol of a randomised controlled trial. *BMJ Open*. 2017 Oct 22;7(10):e018049. doi: 10.1136/bmjopen-2017-018049. PMID: 29061627. Exclusion Code: X7.
640. Kong F, Zhang Y, Chen H. The construct validity of the Restraint Scale among mainland Chinese women. *Eat Behav*. 2013 Aug;14(3):356-60. doi: 10.1016/j.eatbeh.2013.06.009. PMID: 23910780. Exclusion Code: X4.
641. Kordy H, Krämer B, Palmer RL, et al. Remission, recovery, relapse, and recurrence in eating disorders: conceptualization and illustration of a validation strategy. *J Clin Psychol*. 2002 Jul;58(7):833-46. doi: 10.1002/jclp.2013. PMID: 12205723. Exclusion Code: X7.
642. Kornstein SG, Bliss C, Kando J, et al. Clinical characteristics and treatment response to lisdexamfetamine dimesylate versus placebo in adults with binge eating disorder: Analysis by Gender and Age. *J Clin Psychiatry*. 2019 Feb 26;80(2)doi: 10.4088/JCP.18m12378. PMID: 30817099. Exclusion Code: X7.
643. Korrelboom K, de Jong M, Huijbrechts I, et al. Competitive memory training (COMET) for treating low self-esteem in patients with eating disorders: A randomized clinical trial. *J Consult Clin Psychol*. 2009 Oct;77(5):974-80. doi: 10.1037/a0016742. PMID: 19803576. Exclusion Code: X3.
644. Kotarski BA. Eating disorder screening via electronic medical record: ProQuest Information & Learning; 2019. Exclusion Code: X4.
645. Kotwal R, Guerdjikova A, McElroy SL, et al. Lithium augmentation of topiramate for bipolar disorder with comorbid binge eating disorder and obesity. *Hum Psychopharmacol*. 2006 Oct;21(7):425-31. doi: 10.1002/hup.783. PMID: 16941522. Exclusion Code: X9.
646. Krabbenborg MA, Danner UN, Larsen JK, et al. The Eating Disorder Diagnostic Scale: psychometric features within a clinical population and a cut-off point to differentiate clinical patients from healthy controls. *Eur Eat Disord Rev*. 2012 Jul;20(4):315-20. doi: 10.1002/erv.1144. PMID: 21805535. Exclusion Code: X3.
647. Krishna M, Lepping P, Sharma VK, et al. Epidemiological and clinical use of GMHAT-PC (Global Mental Health Assessment Tool—Primary Care) in cardiac patients. *Clin Pract Epidemiol Ment Health*. 2009;5doi: 10.1186/1745-0179-5-7. PMID: 2009-08044-001. Exclusion Code: X4.
648. Kristeller JL, Rodin J. Identifying eating patterns in male and female undergraduates using cluster analysis. *Addict Behav*. 1989;14(6):631-42. doi: 10.1016/0306-4603(89)90005-1. PMID: 2618846. Exclusion Code: X7.
649. Kurth CL, Krahn DD, Nairn K, et al. The severity of dieting and bingeing behaviors in college women: interview validation of survey data. *J Psychiatr Res*. 1995 May-Jun;29(3):211-25. doi:

Appendix C. Excluded Studies

- 10.1016/0022-3956(95)00002-m. PMID: 7473297. Exclusion Code: X7.
650. Laberg S, Andersson G. Autobiographical Memories in Patients Treated for Bulimia Nervosa. *Eur Eat Disord Rev.* 2004;12(1):34-41. doi: 10.1002/erv.534. PMID: 2004-12024-005. Exclusion Code: X3.
651. Lai BP, Tang CS, Tse WK. A longitudinal study investigating disordered eating during the transition to motherhood among Chinese women in Hong Kong. *Int J Eat Disord.* 2006 May;39(4):303-11. doi: 10.1002/eat.20266. PMID: 16528680. Exclusion Code: X7.
652. Lam RW, Goldner EM, Solyom L, et al. A controlled study of light therapy for bulimia nervosa. *Am J Psychiatry.* 1994 May;151(5):744-50. doi: 10.1176/ajp.151.5.744. PMID: 8166318. Exclusion Code: X5.
653. Lantzouni E, Frank GR, Golden NH, et al. Reversibility of growth stunting in early onset anorexia nervosa: a prospective study. *J Adolesc Health.* 2002 Aug;31(2):162-5. doi: 10.1016/s1054-139x(02)00342-7. PMID: 12127386. Exclusion Code: X7.
654. Larrañaga A, Fluiters E, Docet MF, et al. Comparative study of cognitive-behavioral psychotherapy and nutritional support in patients with different types of eating disorders. *Med Clin (Barc).* 2014 Sep 9;143(5):196-200. doi: 10.1016/j.medcli.2013.05.042. PMID: 24035412. Exclusion Code: X9.
655. Las Hayas C, Calvete E, Gómez del Barrio A, et al. Resilience Scale-25 Spanish version: validation and assessment in eating disorders. *Eat Behav.* 2014 Aug;15(3):460-3. doi: 10.1016/j.eatbeh.2014.06.010. PMID: 25064300. Exclusion Code: X4.
656. Las Hayas C, Quintana JM, Padierna A, et al. The new questionnaire health-related quality of life for eating disorders showed good validity and reliability. *J Clin Epidemiol.* 2006 Feb;59(2):192-200. doi: 10.1016/j.jclinepi.2005.06.005. PMID: 16426955. Exclusion Code: X4.
657. Latner JD, Wilson GT. Self-monitoring and the assessment of binge eating. *Behav Ther.* 2002 Sum 2002;33(3):465-77. doi: 10.1016/S0005-7894(02)80039-9. PMID: 2002-06398-008. Exclusion Code: X7.
658. Lau LLS, Lee S, Lee E, et al. Cross-cultural validity of the Eating Disorder Examination: A study of Chinese outpatients with eating disorders in Hong Kong. *Hong Kong Journal of Psychiatry.* 2006;16(4):132-6. PMID: 2007-15599-003. Exclusion Code: X4.
659. Lauder TD, Williams MV, Campbell CS, et al. Abnormal eating behaviors in military women. *Med Sci Sports Exerc.* 1999 Sep;31(9):1265-71. doi: 10.1097/00005768-199909000-00006. PMID: 10487367. Exclusion Code: X7.
660. Laumer U, Bauer M, Fichter M, et al. Therapeutic effects of the Feldenkrais method "awareness through movement" in patients with eating disorders. *Psychother Psychosom Med Psychol.* 1997;47(5):170-80. PMID: CN-00140908. Exclusion Code: X1.
661. Le Grange D. Family-based treatment for adolescent anorexia nervosa: A promising approach? *Clin Psychol.* 2004;8(2):56-63. doi: 10.1080/13284200412331304018. PMID: 2005-01249-002. Exclusion Code: X9.
662. le Grange D, Crosby RD, Rathouz PJ, et al. A randomized controlled

Appendix C. Excluded Studies

- comparison of family-based treatment and supportive psychotherapy for adolescent bulimia nervosa. *Arch Gen Psychiatry*. 2007 Sep;64(9):1049-56. doi: 10.1001/archpsyc.64.9.1049. PMID: 17768270. Exclusion Code: X7.
663. le Grange D, Doyle P, Crosby RD, et al. Early response to treatment in adolescent bulimia nervosa. *Int J Eat Disord*. 2008 Dec;41(8):755-7. doi: 10.1002/eat.20566. PMID: 18570193. Exclusion Code: X7.
664. Le Grange D, Gorrell S, Hughes EK, et al. Delivery of family-based treatment for adolescent anorexia nervosa in a public health care setting: Research versus non-research specialty care. *Frontiers in Psychiatry*. 2020;10doi: 10.3389/fpsy.2019.01001. PMID: 2020-08734-001. Exclusion Code: X7.
665. le Grange D, Lock J. Bulimia nervosa in adolescents: treatment, eating pathology and comorbidity. *South African Psychiatry Review*. 2002;5(3):19-22. PMID: 2002-06101-004. Exclusion Code: X7.
666. Le Grange D, Lock J, Agras WS, et al. Randomized Clinical Trial of Family-Based Treatment and Cognitive-Behavioral Therapy for Adolescent Bulimia Nervosa. *J Am Acad Child Adolesc Psychiatry*. 2015 Nov;54(11):886-94.e2. doi: 10.1016/j.jaac.2015.08.008. PMID: 26506579. Exclusion Code: X7.
667. Le Grange D, Lock J, Agras WS, et al. Moderators and mediators of remission in family-based treatment and adolescent focused therapy for anorexia nervosa. *Behav Res Ther*. 2012 Feb;50(2):85-92. doi: 10.1016/j.brat.2011.11.003. PMID: 22172564. Exclusion Code: X7.
668. Leacy KA, Cane JN. Effect of non-select menus on weight and eating concern in adolescents hospitalized with anorexia nervosa. *Eat Disord*. 2012;20(2):159-67. doi: 10.1080/10640266.2012.654060. PMID: 22364346. Exclusion Code: X3.
669. Lechien JR, Cavelier G, Thill MP, et al. Validity and reliability of the French version of Eating Assessment Tool (EAT-10). *Eur Arch Otorhinolaryngol*. 2019 Jun;276(6):1727-36. doi: 10.1007/s00405-019-05429-1. PMID: 31006058. Exclusion Code: X4.
670. Lee KS, Vaillancourt T. A Four-Year Prospective Study of Bullying, Anxiety, and Disordered Eating Behavior Across Early Adolescence. *Child Psychiatry Hum Dev*. 2019 Oct;50(5):815-25. doi: 10.1007/s10578-019-00884-7. PMID: 30915621. Exclusion Code: X9.
671. Lee S, Lee AM, Leung T. Cross-cultural validity of the Eating Disorder Inventory: a study of Chinese patients with eating disorders in Hong Kong. *Int J Eat Disord*. 1998 Mar;23(2):177-88. doi: 10.1002/(sici)1098-108x(199803)23:2<177::aid-eat8>3.0.co;2-h. PMID: 9503243. Exclusion Code: X4.
672. Lee S, Lee AM, Leung T, et al. Psychometric properties of the Eating Disorders Inventory (EDI-1) in a nonclinical Chinese population in Hong Kong. *Int J Eat Disord*. 1997 Mar;21(2):187-94. doi: 10.1002/(sici)1098-108x(199703)21:2<187::aid-eat10>3.0.co;2-#. PMID: 9062843. Exclusion Code: X9.
673. Lee SW, Stewart SM, Striegel-Moore RH, et al. Validation of the eating disorder diagnostic scale for use with Hong Kong adolescents. *Int*

Appendix C. Excluded Studies

674. *J Eat Disord.* 2007 Sep;40(6):569-74. doi: 10.1002/eat.20413. PMID: 17584872. Exclusion Code: X7.
674. Leombruni P, Pierò A, Lavagnino L, et al. A randomized, double-blind trial comparing sertraline and fluoxetine 6-month treatment in obese patients with Binge Eating Disorder. *Prog Neuropsychopharmacol Biol Psychiatry.* 2008 Aug 1;32(6):1599-605. doi: 10.1016/j.pnpbp.2008.06.005. PMID: 18598735. Exclusion Code: X7.
675. Leppanen J, Cardi V, Ng KW, et al. The effects of intranasal oxytocin on smoothie intake, cortisol and attentional bias in anorexia nervosa. *Psychoneuroendocrinology.* 2017;79:167-74. doi: 10.1016/j.psyneuen.2017.01.017. PMID: 2017-14665-021. Exclusion Code: X7.
676. Leppanen J, Cardi V, Ng KW, et al. Effects of intranasal oxytocin on the interpretation and expression of emotions in anorexia nervosa. *J Neuroendocrinol.* 2017;29(3):1-13. doi: 10.1111/jne.12458. PMID: 2017-13522-002. Exclusion Code: 7.
677. Levallius J, Clinton D, Högdahl L, et al. Personality as predictor of outcome in internet-based treatment of bulimic eating disorders. *Eat Behav.* 2020;36doi: 10.1016/j.eatbeh.2019.101360. PMID: 2020-14466-001. Exclusion Code: X7.
678. Levine MD, Marcus MD, Moulton P. Exercise in the treatment of binge eating disorder. *Int J Eat Disord.* 1996 Mar;19(2):171-7. doi: 10.1002/(sici)1098-108x(199603)19:2<171::aid-eat7>3.0.co;2-k. PMID: 8932555. Exclusion Code: X5.
679. Levine MD, Ringham RM, Kalarchian MA, et al. Overeating among seriously overweight children seeking treatment: results of the children's eating disorder examination. *Int J Eat Disord.* 2006 Mar;39(2):135-40. doi: 10.1002/eat.20218. PMID: 16231347. Exclusion Code: X7.
680. Levinson CA, Rodebaugh TL, Fewell L, et al. D-Cycloserine facilitation of exposure therapy improves weight regain in patients with anorexia nervosa: a pilot randomized controlled trial. *J Clin Psychiatry.* 2015 Jun;76(6):e787-93. doi: 10.4088/JCP.14m09299. PMID: 26132687. Exclusion Code: X8.
681. Levinson CA, Vanzhula IA, Christian C. Development and validation of the eating disorder fear questionnaire and interview: Preliminary investigation of eating disorder fears. *Eat Behav.* 2019 Dec;35:101320. doi: 10.1016/j.eatbeh.2019.101320. PMID: 31445189. Exclusion Code: X4.
682. Levitan RD, Kaplan AS, Joffe RT, et al. Hormonal and subjective responses to intravenous meta-chlorophenylpiperazine in bulimia nervosa. *Arch Gen Psychiatry.* 1997 Jun;54(6):521-7. doi: 10.1001/archpsyc.1997.01830180027004. PMID: 9193192. Exclusion Code: X3.
683. Lewinsohn PM, Striegel-Moore RH, Seeley JR. Epidemiology and natural course of eating disorders in young women from adolescence to young adulthood. *J Am Acad Child Adolesc Psychiatry.* 2000 Oct;39(10):1284-92. doi: 10.1097/00004583-200010000-00016. PMID: 11026183. Exclusion Code: X7.
684. Lewis DM, Cachelin FM. Body image, body dissatisfaction, and

Appendix C. Excluded Studies

- eating attitudes in midlife and elderly women. *Eating Disorders: The Journal of Treatment & Prevention*. 2001 Spr 2001;9(1):29-39. doi: 10.1080/106402601300187713. PMID: 2001-00379-003. Exclusion Code: X9.
685. Lichtenstein MB, Hemmingsen SD, Støving RK. Identification of eating disorder symptoms in Danish adolescents with the SCOFF questionnaire. *Nord J Psychiatry*. 2017 Jul;71(5):340-7. doi: 10.1080/08039488.2017.1300322. PMID: 28290749. Exclusion Code: X3.
686. Liedtke R, Jäger B, Lempa W, et al. Therapy outcome of two treatment models for bulimia nervosa: preliminary results of a controlled study. *Psychother Psychosom*. 1991;56(1-2):56-63. doi: 10.1159/000288531. PMID: 1891582. Exclusion Code: X7.
687. Limbers CA, Young D, Beaujean AA. The Emotional Eating Scale adapted for children and adolescents: Factorial invariance across adolescent males and females. *Eat Behav*. 2016 Aug;22:164-9. doi: 10.1016/j.eatbeh.2016.06.012. PMID: 27289523. Exclusion Code: X7.
688. Limbert C. The Eating Disorder Inventory: a test of the factor structure and internal consistency in a nonclinical sample. *Health Care Women Int*. 2004 Feb;25(2):165-78. doi: 10.1080/07399330490267486. PMID: 14766431. Exclusion Code: X4.
689. Linardon J, Fairburn CG, Fitzsimmons-Craft EE, et al. The empirical status of the third-wave behaviour therapies for the treatment of eating disorders: A systematic review. *Clin Psychol Rev*. 2017;58:125-40. doi: 10.1016/j.cpr.2017.10.005. PMID: 2017-49071-001. Exclusion Code: X9.
690. Linardon J, Messer M, Lee S, et al. Testing the measurement invariance of the Body Image Acceptance and Action Questionnaire between women with and without binge-eating disorder symptomatology: Further evidence for an abbreviated five-item version. *Psychol Assess*. 2019 Nov;31(11):1368-76. doi: 10.1037/pas0000761. PMID: 31343209. Exclusion Code: X4.
691. Linde JA, Jeffery RW, Levy RL, et al. Binge eating disorder, weight control self-efficacy, and depression in overweight men and women. *Int J Obes Relat Metab Disord*. 2004 Mar;28(3):418-25. doi: 10.1038/sj.ijo.0802570. PMID: 14724662. Exclusion Code: X3.
692. L'Insalata A, Trainor C, Bohon C, et al. Confirming the Efficacy of an Adaptive Component to Family-Based Treatment for Adolescent Anorexia Nervosa: study Protocol for a Randomized Controlled Trial. *Frontiers in psychiatry*. 2020;11doi: 10.3389/fpsy.2020.00041. PMID: CN-02099186. Exclusion Code: X7.
693. Linville D, Cobb E, Lenee-Bluhm T, et al. Effectiveness of an eating disorder preventative intervention in primary care medical settings. *Behav Res Ther*. 2015 Dec;75:32-9. doi: 10.1016/j.brat.2015.10.004. PMID: 26523886. Exclusion Code: X9.
694. Lipson SK, Sonnevile KR. Understanding suicide risk and eating disorders in college student populations: results from a National Study. *Int J Eat Disord*. 2019doi: 10.1002/eat.23188. PMID: CN-02007568. Exclusion Code: X9.
695. Lobera IJ, Santed MA, Shafran R, et al. Psychometric properties of the Spanish version of the Thought-Shape Fusion Questionnaire. *The*

Appendix C. Excluded Studies

- Spanish Journal of Psychology*. 2012;15(1):410-23. doi: 10.5209/rev_SJOP.2012.v15.n1.373 47. PMID: 2012-04317-039. Exclusion Code: X3.
696. Lock J, Agras WS, Bryson SW, et al. Does family-based treatment reduce the need for hospitalization in adolescent anorexia nervosa? *Int J Eat Disord*. 2016 Sep;49(9):891-4. doi: 10.1002/eat.22536. PMID: 27062400. Exclusion Code: X7.
697. Lock J, Brandt H, Woodside B, et al. Challenges in conducting a multi-site randomized clinical trial comparing treatments for adolescent anorexia nervosa. *Int J Eat Disord*. 2012 Mar;45(2):202-13. doi: 10.1002/eat.20923. PMID: 21495052. Exclusion Code: X7.
698. Lock J, Le Grange D. Can family based treatment of anorexia nervosa be manualized? *J Psychother Pract Res*. 2001 Fal 2001;10(4):253-61. PMID: 2001-05185-007. Exclusion Code: X3.
699. Lock J, Le Grange D, Agras WS, et al. Can adaptive treatment improve outcomes in family-based therapy for adolescents with anorexia nervosa? Feasibility and treatment effects of a multi-site treatment study. *Behav Res Ther*. 2015 Oct;73:90-5. doi: 10.1016/j.brat.2015.07.015. PMID: 26276704. Exclusion Code: X7.
700. Lock J, Sadeh-Sharvit S, L'Insalata A. Feasibility of conducting a randomized clinical trial using family-based treatment for avoidant/restrictive food intake disorder. *Int J Eat Disord*. 2019 Jun;52(6):746-51. doi: 10.1002/eat.23077. PMID: 30924958. Exclusion Code: X3.
701. Lockwood R, Serpell L, Waller G. Moderators of weight gain in the early stages of outpatient cognitive behavioral therapy for adults with anorexia nervosa. *Int J Eat Disord*. 2012;45(1):51-6. doi: 10.1002/eat.20885. PMID: 2011-29222-006. Exclusion Code: X7.
702. Loeb KL, Le Grange D, Hildebrandt T, et al. Eating disorders in youth: diagnostic variability and predictive validity. *Int J Eat Disord*. 2011 Dec;44(8):692-702. doi: 10.1002/eat.20872. PMID: 22072406. Exclusion Code: X7.
703. Loeb KL, Wilson GT, Gilbert JS, et al. Guided and unguided self-help for binge eating. *Behav Res Ther*. 2000 Mar;38(3):259-72. doi: 10.1016/s0005-7967(99)00041-8. PMID: 10665159. Exclusion Code: X7.
704. Loeb KL, Wilson GT, Labouvie E, et al. Therapeutic alliance and treatment adherence in two interventions for bulimia nervosa: a study of process and outcome. *J Consult Clin Psychol*. 2005 Dec;73(6):1097-107. doi: 10.1037/0022-006x.73.6.1097. PMID: 16392983. Exclusion Code: X9.
705. Lombardo C, Cuzzolaro M, Vetrone G, et al. Concurrent validity of the Disordered Eating Questionnaire (DEQ) with the Eating Disorder Examination (EDE) clinical interview in clinical and non clinical samples. *Eat Weight Disord*. 2011 Sep;16(3):e188-98. doi: 10.1007/bf03325131. PMID: 22290035. Exclusion Code: X3.
706. Lombardo C, Iani L, Barbaranelli C. Validation of an Italian version of the Food Craving Questionnaire-State: Factor structure and sensitivity to manipulation. *Eat Behav*. 2016 Aug;22:182-7. doi: 10.1016/j.eatbeh.2016.06.003. PMID: 27294790. Exclusion Code: X2.

Appendix C. Excluded Studies

707. Lombardo C, Russo PM, Lucidi F, et al. Internal consistency, convergent validity and reliability of a brief questionnaire on disordered eating (DEQ). *Eat Weight Disord.* 2004 Jun;9(2):91-8. doi: 10.1007/bf03325051. PMID: 15330075. Exclusion Code: X7.
708. Long S, Meyer C, Leung N, et al. Effects of distraction and focused attention on actual and perceived food intake in females with non-clinical eating psychopathology. *Appetite.* 2011 Apr;56(2):350-6. doi: 10.1016/j.appet.2010.12.018. PMID: 21185894. Exclusion Code: X3.
709. López-Guimerà G, Fauquet J, Sánchez-Carracedo D, et al. Psychometric properties of the Perception of Teasing Scale in a Spanish adolescent sample: POTS-S. *Eat Weight Disord.* 2012 Sep;17(3):e210-8. doi: 10.3275/8245. PMID: 22314275. Exclusion Code: X4.
710. Loria-Kohen V, Gómez-Candela C, Palma-Milla S, et al. A pilot study of folic acid supplementation for improving homocysteine levels, cognitive and depressive status in eating disorders. *Nutr Hosp.* 2013 May-Jun;28(3):807-15. doi: 10.3305/nh.2013.28.3.6335. PMID: 23848107. Exclusion Code: X5.
711. Low KG, Charanasomboon S, Lesser J, et al. Effectiveness of a computer-based interactive eating disorders prevention program at long-term follow-up. *Eat Disord.* 2006 Jan-Feb;14(1):17-30. doi: 10.1080/10640260500403816. PMID: 16757446. Exclusion Code: X5.
712. Luce KH, Crowther JH. The reliability of the Eating Disorder Examination-Self-Report Questionnaire Version (EDE-Q). *Int J Eat Disord.* 1999 Apr;25(3):349-51. doi: 10.1002/(sici)1098-108x(199904)25:3<349::aid-eat15>3.0.co;2-m. PMID: 10192002. Exclusion Code: X7.
713. Lucena-Santos P, Trindade IA, Oliveira M, et al. Cognitive Fusion Questionnaire-Body Image: Psychometric Properties and Its Incremental Power in the Prediction of Binge Eating Severity. *J Psychol.* 2017 May 19;151(4):379-92. doi: 10.1080/00223980.2017.1305322. PMID: 28388342. Exclusion Code: X4.
714. Lund C, Jørgensen J, Stage KB, et al. Interrater reliability of a Danish version of the Morgan Russell scale for assessment of anorexia nervosa. *Int J Eat Disord.* 1999 Jan;25(1):105-8. doi: 10.1002/(sici)1098-108x(199901)25:1<105::aid-eat13>3.0.co;2-k. PMID: 9924659. Exclusion Code: X8.
715. Lunn S, Poulsen S, Daniel SIF. A multiple case study of psychoanalytic therapies for clients with bulimia nervosa. *Nordic Psychology.* 2012;64(2):87-102. doi: 10.1080/19012276.2012.726814. PMID: 2012-31708-003. Exclusion Code: X7.
716. Lydecker JA, Gueorguieva R, Masheb R, et al. Examining race as a predictor and moderator of treatment outcomes for binge-eating disorder: analysis of aggregated randomized controlled trials. *J Consult Clin Psychol.* 2019 Jun;87(6):530-40. doi: 10.1037/ccp0000404. PMID: 31008634. Exclusion Code: X7.
717. Lydecker JA, Gueorguieva R, Masheb R, et al. Examining sex as a predictor and moderator of treatment outcomes for binge-eating disorder: Analysis of aggregated randomized controlled trials. *Int J Eat Disord.* 2020 Jan;53(1):20-30. doi:

Appendix C. Excluded Studies

- 10.1002/eat.23167. PMID: 31497876. Exclusion Code: X9.
718. Lydecker JA, Ivezaj V, Grilo CM. Testing the validity and clinical utility of the severity specifiers for binge-eating disorder for predicting treatment outcomes. *J Consult Clin Psychol*. 2020;88(2):172-8. doi: 10.1037/ccp0000464. PMID: 2019-80727-005. Exclusion Code: X7.
719. Lydecker JA, White MA, Grilo CM. Black patients with binge-eating disorder: comparison of different assessment methods. *Psychol Assess*. 2016 Oct;28(10):1319-24. doi: 10.1037/pas0000246. PMID: 26569466. Exclusion Code: X7.
720. MacDonald DE, McFarlane TL, Dionne MM, et al. Rapid response to intensive treatment for bulimia nervosa and purging disorder: A randomized controlled trial of a CBT intervention to facilitate early behavior change. *J Consult Clin Psychol*. 2017 Sep;85(9):896-908. doi: 10.1037/ccp0000221. PMID: 28569520. Exclusion Code: X8.
721. Macdonald P, Rhind C, Hibbs R, et al. Carers' assessment, skills and information sharing (CASIS) trial: a qualitative study of the experiential perspective of caregivers and patients. *Eur Eat Disord Rev*. 2014 Nov;22(6):430-8. doi: 10.1002/erv.2320. PMID: 25267532. Exclusion Code: X7.
722. Machado PP, Grilo CM, Crosby RD. Evaluation of the DSM-5 severity indicator for anorexia nervosa. *Eur Eat Disord Rev*. 2017 May;25(3):221-3. doi: 10.1002/erv.2508. PMID: 28402070. Exclusion Code: X7.
723. Machado PP, Martins C, Vaz AR, et al. Eating disorder examination questionnaire: psychometric properties and norms for the Portuguese population. *Eur Eat Disord Rev*. 2014 Nov;22(6):448-53. doi: 10.1002/erv.2318. PMID: 25175299. Exclusion Code: X3.
724. Machado PPP, Grilo CM, Crosby RD. Replication of a Modified Factor Structure for the Eating Disorder Examination-Questionnaire: Extension to Clinical Eating Disorder and Non-clinical Samples in Portugal. *Eur Eat Disord Rev*. 2018 Jan;26(1):75-80. doi: 10.1002/erv.2569. PMID: 29152813. Exclusion Code: X3.
725. Machado PPP, Grilo CM, Rodrigues TF, et al. Eating Disorder Examination - Questionnaire short forms: A comparison. *Int J Eat Disord*. 2020 Jun;53(6):937-44. doi: 10.1002/eat.23275. PMID: 32282096. Exclusion Code: X3.
726. Maguire S, Touyz S, Surgenor L, et al. The clinician administered staging instrument for anorexia nervosa: development and psychometric properties. *Int J Eat Disord*. 2012 Apr;45(3):390-9. doi: 10.1002/eat.20951. PMID: 22407867. Exclusion Code: X7.
727. Maïano C, Morin AJ, Lanfranchi MC, et al. The Eating Attitudes Test-26 revisited using exploratory structural equation modeling. *J Abnorm Child Psychol*. 2013 Jul;41(5):775-88. doi: 10.1007/s10802-013-9718-z. PMID: 23344702. Exclusion Code: X4.
728. Maïano C, Morin AJ, Monthuy-Blanc J, et al. Development and validity of a very short form of the Eating Disorder Inventory. *Compr Psychiatry*. 2016 Feb;65:141-9. doi: 10.1016/j.comppsy.2015.11.004. PMID: 26774003. Exclusion Code: X7.
729. Maier A, Ernst JP, Müller S, et al. Self-perceived stigmatization in female patients with anorexia

Appendix C. Excluded Studies

- nervosa--results from an explorative retrospective pilot study of adolescents. *Psychopathology*. 2014;47(2):127-32. doi: 10.1159/000350505. PMID: 24008842. Exclusion Code: X4.
730. Mallorquí-Bagué N, Vintró-Alcaraz C, Sánchez I, et al. Emotion regulation as a transdiagnostic feature among eating disorders: Cross-sectional and longitudinal approach. *Eur Eat Disord Rev*. 2018;26(1):53-61. doi: 10.1002/erv.2570. PMID: 2017-53075-001. Exclusion Code: X7.
731. Mann T, Nolen-Hoeksema S, Huang K, et al. Are two interventions worse than none? Joint primary and secondary prevention of eating disorders in college females. *Health Psychol*. 1997;16(3):215-25. doi: 10.1037/0278-6133.16.3.215. PMID: 1997-06152-003. Exclusion Code: X5.
732. Mannucci E, Ricca V, Barciulli E, et al. Quality of life and overweight: the obesity related well-being (Orwell 97) questionnaire. *Addict Behav*. 1999 May-Jun;24(3):345-57. doi: 10.1016/s0306-4603(98)00055-0. PMID: 10400274. Exclusion Code: X7.
733. Mannucci E, Ricca V, Di Bernardo M, et al. Psychometric properties of EDE 12.0D in obese adult patients without binge eating disorder. *Eat Weight Disord*. 1997 Sep;2(3):144-9. doi: 10.1007/bf03339965. PMID: 14655838. Exclusion Code: X9.
734. Maraldo T. Factor structure and psychometric properties of the Clinical Impairment Assessment 30 (CIA 30) in a clinical eating disorder sample: ProQuest Information & Learning; 2018. Exclusion Code: X3.
735. Marchesini G, Natale S, Chierici S, et al. Effects of cognitive-behavioural therapy on health-related quality of life in obese subjects with and without binge eating disorder. *Int J Obes Relat Metab Disord*. 2002 Sep;26(9):1261-7. doi: 10.1038/sj.ijo.0802073. PMID: 12187405. Exclusion Code: X9.
736. Marco JH, Cañabate M, García-Alandete J, et al. Body image and nonsuicidal self-injury: Validation of the Body Investment Scale in participants with eating disorders. *Clin Psychol Psychother*. 2018 Jan;25(1):173-80. doi: 10.1002/cpp.2142. PMID: 28924984. Exclusion Code: X4.
737. Marco JH, Perpiñá C, Botella C. Effectiveness of cognitive behavioral therapy supported by virtual reality in the treatment of body image in eating disorders: one year follow-up. *Psychiatry Res*. 2013 Oct 30;209(3):619-25. doi: 10.1016/j.psychres.2013.02.023. PMID: 23499231. Exclusion Code: X7.
738. Marcoulides OK, Waller G. Nonspecific predictors of weight gain in the early stages of outpatient cognitive behavioral therapy for adults with anorexia nervosa: Replication and extension. *Int J Eat Disord*. 2012;45(6):746-50. doi: 10.1002/eat.22014. PMID: 2012-21605-003. Exclusion Code: X3.
739. Marcus MD, Wing RR, Ewing L, et al. A double-blind, placebo-controlled trial of fluoxetine plus behavior modification in the treatment of obese binge-eaters and non-binge-eaters. *Am J Psychiatry*. 1990;147(7):876-81. doi: 10.1176/ajp.147.7.876. PMID: 1990-28878-001. Exclusion Code: X3.
740. Markowitz JT, Butler DA, Volkening LK, et al. Brief screening tool for disordered eating in diabetes: internal consistency and external validity in a contemporary sample of

Appendix C. Excluded Studies

- pediatric patients with type 1 diabetes. *Diabetes Care*. 2010 Mar;33(3):495-500. doi: 10.2337/dc09-1890. PMID: 20032278. Exclusion Code: X7.
741. Marmorstein NR, von Ranson KM, Iacono WG, et al. Prospective associations between depressive symptoms and eating disorder symptoms among adolescent girls. *Int J Eat Disord*. 2008 Mar;41(2):118-23. doi: 10.1002/eat.20477. PMID: 18008327. Exclusion Code: X9.
742. Marrazzi MA, Bacon JP, Kinzie J, et al. Naltrexone use in the treatment of anorexia nervosa and bulimia nervosa. *Int Clin Psychopharmacol*. 1995 Sep;10(3):163-72. doi: 10.1097/00004850-199510030-00005. PMID: 8675969. Exclusion Code: X10.
743. Marrazzi MA, Kinzie J, Luby ED. A detailed longitudinal analysis on the use of naltrexone in the treatment of bulimia. *Int Clin Psychopharmacol*. 1995 Sep;10(3):173-6. doi: 10.1097/00004850-199510030-00006. PMID: 8675970. Exclusion Code: X9.
744. Marrazzi MA, Kinzie J, Luby ED. A detailed longitudinal analysis of the use of naltrexone in the treatment of bulimia. *Int Clin Psychopharmacol*. 1995;10(3):173-6. doi: 10.1097/00004850-199510030-00006. PMID: 1996-18016-001. Exclusion Code: X9.
745. Marsh CL. To be thin is in. Or is it? Recognizing and measuring adolescent eating disorders. *J Child Fam Nurs*. 1999 Nov-Dec;2(6):447-52. PMID: 10847032. Exclusion Code: X12.
746. Martin CK, Williamson DA, Thaw JM. Criterion validity of the multiaxial assessment of eating disorders symptoms. *Int J Eat Disord*. 2000 Nov;28(3):303-10. doi: 10.1002/1098-108x(200011)28:3<303::aid-eat7>3.0.co;2-i. PMID: 10942916. Exclusion Code: X7.
747. Martín J, Padierna A, González N, et al. Evaluation of the psychometric characteristics of the Spanish version of the Anorectic Behaviour Observation Scale. *Int J Clin Pract*. 2014 Jan;68(1):83-93. doi: 10.1111/ijcp.12223. PMID: 24341302. Exclusion Code: X4.
748. Martínez-González MA, Gual P, Lahortiga F, et al. Parental factors, mass media influences, and the onset of eating disorders in a prospective population-based cohort. *Pediatrics*. 2003 Feb;111(2):315-20. doi: 10.1542/peds.111.2.315. PMID: 12563057. Exclusion Code: X7.
749. Martín-García M, Vila-Maldonado S, Rodríguez-Gómez I, et al. The Spanish version of the Three Factor Eating Questionnaire-R21 for children and adolescents (TFEQ-R21C): Psychometric analysis and relationships with body composition and fitness variables. *Physiol Behav*. 2016 Oct 15;165:350-7. doi: 10.1016/j.physbeh.2016.08.015. PMID: 27538345. Exclusion Code: X7.
750. Martinsen M, Holme I, Pensgaard AM, et al. The development of the brief eating disorder in athletes questionnaire. *Med Sci Sports Exerc*. 2014 Aug;46(8):1666-75. doi: 10.1249/mss.0000000000000276. PMID: 24504432. Exclusion Code: X9.
751. Marzola E, Knatz S, Murray SB, et al. Short-term intensive family therapy for adolescent eating disorders: 30-month outcome. *Eur Eat Disord Rev*. 2015 May;23(3):210-8. doi:

Appendix C. Excluded Studies

- 10.1002/erv.2353. PMID: 25783849. Exclusion Code: X7.
752. Masheb RM, Grilo CM. Emotional overeating and its associations with eating disorder psychopathology among overweight patients with binge eating disorder. *Int J Eat Disord*. 2006 Mar;39(2):141-6. doi: 10.1002/eat.20221. PMID: 16231349. Exclusion Code: X4.
753. Matheson BE, Gorrell S, Bohon C, et al. Investigating early response to treatment in a multi-site study for adolescent bulimia nervosa. *Frontiers in Psychiatry*. 2020;11doi: 10.3389/fpsy.2020.00092. PMID: 2020-19267-001. Exclusion Code: X7.
754. Mathisen TF, Bratland-Sanda S, Rosenvinge JH, et al. Treatment effects on compulsive exercise and physical activity in eating disorders. *Journal of Eating Disorders*. 2018;6doi: 10.1186/s40337-018-0215-1. PMID: 2018-64883-001. Exclusion Code: X7.
755. Mathisen TF, Rosenvinge JH, Friborg O, et al. Is physical exercise and dietary therapy a feasible alternative to cognitive behavior therapy in treatment of eating disorders? A randomized controlled trial of two group therapies. *Int J Eat Disord*. 2020 Apr;53(4):574-85. doi: 10.1002/eat.23228. PMID: 31944339. Exclusion Code: X7.
756. Mathisen TF, Rosenvinge JH, Pettersen G, et al. The PED-t trial protocol: The effect of physical exercise -and dietary therapy compared with cognitive behavior therapy in treatment of bulimia nervosa and binge eating disorder. *BMC Psychiatry*. 2017 May 12;17(1):180. doi: 10.1186/s12888-017-1312-4. PMID: 28494809. Exclusion Code: X7.
757. Matton A, Goossens L, Braet C, et al. Continuity in primary school children's eating problems and the influence of parental feeding strategies. *J Youth Adolesc*. 2013 Jan;42(1):52-66. doi: 10.1007/s10964-012-9794-3. PMID: 22801806. Exclusion Code: X9.
758. Matusek JA, Wendt SJ, Wiseman CV. Dissonance thin-ideal and didactic healthy behavior eating disorder prevention programs: results from a controlled trial. *Int J Eat Disord*. 2004 Dec;36(4):376-88. doi: 10.1002/eat.20059. PMID: 15558649. Exclusion Code: X5.
759. Maxmen JS, Siberfarb PM, Ferrell RB. Anorexia nervosa. Practical initial management in a general hospital. *JAMA*. 1974 Aug 12;229(7):801-3. doi: 10.1001/jama.229.7.801. PMID: 4407862. Exclusion Code: X3.
760. Maxwell H, Tasca GA, Ritchie K, et al. Change in attachment insecurity is related to improved outcomes 1-year post group therapy in women with binge eating disorder. *Psychotherapy (Chic)*. 2014 Mar;51(1):57-65. doi: 10.1037/a0031100. PMID: 23398032. Exclusion Code: X7.
761. Mayer B, Bos AER, Muris P, et al. Does disgust enhance eating disorder symptoms? *Eat Behav*. 2008;9(1):124-7. doi: 10.1016/j.eatbeh.2007.07.003. PMID: 2008-00303-015. Exclusion Code: X9.
762. Mayer B, Muris P, Bos AE, et al. Disgust sensitivity and eating disorder symptoms in a non-clinical population. *J Behav Ther Exp Psychiatry*. 2008 Dec;39(4):504-14. doi: 10.1016/j.jbtep.2007.11.007. PMID: 18295745. Exclusion Code: X9.

Appendix C. Excluded Studies

763. Mazure CM, Halmi KA, Sunday SR, et al. The Yale-Brown-Cornell Eating Disorder Scale: development, use, reliability and validity. *J Psychiatr Res.* 1994 Sep-Oct;28(5):425-45. doi: 10.1016/0022-3956(94)90002-7. PMID: 7897615. Exclusion Code: X8.
764. Mazzeo SE, Kelly NR, Stern M, et al. LIBER8 design and methods: an integrative intervention for loss of control eating among African American and White adolescent girls. *Contemp Clin Trials.* 2013 Jan;34(1):174-85. doi: 10.1016/j.cct.2012.10.012. PMID: 23142669. Exclusion Code: X7.
765. Mazzeo SE, Lydecker J, Harney M, et al. Development and preliminary effectiveness of an innovative treatment for binge eating in racially diverse adolescent girls. *Eat Behav.* 2016 Aug;22:199-205. doi: 10.1016/j.eatbeh.2016.06.014. PMID: 27299699. Exclusion Code: X7.
766. McCann UD, Agras WS. Successful treatment of nonpurging bulimia nervosa with desipramine: A double-blind, placebo-controlled study. *The American Journal of Psychiatry.* 1990;147(11):1509-13. doi: 10.1176/ajp.147.11.1509. PMID: 1991-07992-001. Exclusion Code: X14.
767. McCarthy DM, Simmons JR, Smith GT, et al. Reliability, stability, and factor structure of the Bulimia Test-Revised and Eating Disorder Inventory-2 scales in adolescence. *Assessment.* 2002 Dec;9(4):382-9. doi: 10.1177/1073191102238196. PMID: 12462758. Exclusion Code: X4.
768. McCarthy MK, Goff DC, Baer L, et al. Dissociation, childhood trauma, and the response to fluoxetine in bulimic patients. *Int J Eat Disord.* 1994 Apr;15(3):219-26. doi: 10.1002/1098-108x(199404)15:3<219::aid-eat2260150304>3.0.co;2-f. PMID: 8199601. Exclusion Code: X7.
769. McClelland J, Hodson J, Brown A, et al. A pilot evaluation of a novel First Episode and Rapid Early Intervention service for Eating Disorders (FREED). *Eur Eat Disord Rev.* 2018 Mar;26(2):129-40. doi: 10.1002/erv.2579. PMID: 29460477. Exclusion Code: X9.
770. McComb JJ, Clopton JR. The effects of movement, relaxation, and education on the stress levels of women with subclinical levels of bulimia. *Eat Behav.* 2003;4(1):79-88. PMID: CN-00473546. Exclusion Code: X10.
771. McElroy S, Hudson J, Ferreira-Cornwell MC, et al. Randomized controlled safety and efficacy trials of lisdexamfetamine dimesylate for adults with moderate to severe binge eating disorder. *CNS Spectr.* 2015;20(1):74-. doi: 10.1017/S1092852914000765. PMID: CN-01294688. Exclusion Code: X13.
772. McElroy S, Mitchell J, Wilfley D, et al. Efficacy and safety of lisdexamfetamine dimesylate in treatment of adults with binge eating disorder: a randomized double-blind, placebo-controlled trial. *Neuropsychopharmacology.* 2012;38:S333-S4. doi: 10.1038/npp.2012.221. PMID: CN-01058041. Exclusion Code: X13.
773. McElroy SL, Guerdjikova A, Kotwal R, et al. Atomoxetine in the treatment of binge-eating disorder: a randomized placebo-controlled trial. *J Clin Psychiatry.* 2007 Mar;68(3):390-8. doi: 10.4088/jcp.v68n0306. PMID: 17388708. Exclusion Code: X14.

Appendix C. Excluded Studies

774. McElroy SL, Guerdjikova AI, Blom TJ, et al. A placebo-controlled pilot study of the novel opioid receptor antagonist ALKS-33 in binge eating disorder. *Int J Eat Disord.* 2013 Apr;46(3):239-45. doi: 10.1002/eat.22114. PMID: 23381803. Exclusion Code: X5.
775. McElroy SL, Guerdjikova AI, Mori N, et al. Armodafinil in binge eating disorder: a randomized, placebo-controlled trial. *Int Clin Psychopharmacol.* 2015 Jul;30(4):209-15. doi: 10.1097/yic.0000000000000079. PMID: 26011779. Exclusion Code: X7.
776. McElroy SL, Guerdjikova AI, Winstanley EL, et al. Acamprostate in the treatment of binge eating disorder: a placebo-controlled trial. *Int J Eat Disord.* 2011 Jan;44(1):81-90. doi: 10.1002/eat.20876. PMID: 21080416. Exclusion Code: X14.
777. McElroy SL, Hudson JI, Gasior M, et al. Time course of the effects of lisdexamfetamine dimesylate in two phase 3, randomized, double-blind, placebo-controlled trials in adults with binge-eating disorder. *Int J Eat Disord.* 2017 Aug;50(8):884-92. doi: 10.1002/eat.22722. PMID: 28481434. Exclusion Code: X7.
778. McElroy SL, Hudson JI, Malhotra S, et al. Citalopram in the treatment of binge-eating disorder: a placebo-controlled trial. *J Clin Psychiatry.* 2003 Jul;64(7):807-13. doi: 10.4088/jcp.v64n0711. PMID: 12934982. Exclusion Code: X14.
779. McElroy SL, Kotwal R, Guerdjikova AI, et al. Zonisamide in the treatment of binge eating disorder with obesity: a randomized controlled trial. *J Clin Psychiatry.* 2006 Dec;67(12):1897-906. doi: 10.4088/jcp.v67n1209. PMID: 17194267. Exclusion Code: X14.
780. McElroy SL, Shapira NA, Arnold LM, et al. Topiramate in the long-term treatment of binge-eating disorder associated with obesity. *J Clin Psychiatry.* 2004 Nov;65(11):1463-9. doi: 10.4088/jcp.v65n1104. PMID: 15554757. Exclusion Code: X7.
781. McElroy SL, Shapira NA, Arnold LM, et al. "Topiramate in the long-term treatment of binge-eating disorder associated with obesity": correction. *J Clin Psychiatry.* 2005;66(1):138-. PMID: 2005-00996-031. Exclusion Code: X7.
782. McEnery F, Fitzgerald A, McNicholas F, et al. Fit for Purpose, Psychometric Assessment of the Eating Attitudes Test-26 in an Irish Adolescent Sample. *Eat Behav.* 2016 Dec;23:52-7. doi: 10.1016/j.eatbeh.2016.07.006. PMID: 27497273. Exclusion Code: X7.
783. McEvoy PM, Targowski K, McGrath D, et al. Efficacy of a brief group intervention for carers of individuals with eating disorders: A randomized control trial. *Int J Eat Disord.* 2019 Sep;52(9):987-95. doi: 10.1002/eat.23121. PMID: 31199017. Exclusion Code: X3.
784. McIntosh VV, Carter FA, Bulik CM, et al. Five-year outcome of cognitive behavioral therapy and exposure with response prevention for bulimia nervosa. *Psychol Med.* 2011 May;41(5):1061-71. doi: 10.1017/s0033291710001583. PMID: 20810005. Exclusion Code: X7.
785. McLester CN, Hardin R, Hoppe S. Susceptibility to eating disorders among collegiate female student-athletes. *J Athl Train.* 2014 May-Jun;49(3):406-10. doi: 10.4085/1062-6050-49.2.16. PMID: 24762233. Exclusion Code: X9.

Appendix C. Excluded Studies

786. McNicolas F, Dooley B, Keogh L, et al. Eating problems in Irish children and adolescence—EPICA. *Ir J Psychol Med.* 2010;27(4):172-8. doi: 10.1017/S0790966700001476. PMID: 2010-26302-002. Exclusion Code: X7.
787. McNulty KY, Adams CH, Anderson JM, et al. Development and validation of a screening tool to identify eating disorders in female athletes. *J Am Diet Assoc.* 2001 Aug;101(8):886-92; quiz 93-4. doi: 10.1016/s0002-8223(01)00218-8. PMID: 11501862. Exclusion Code: X4.
788. McNulty PA. Prevalence and contributing factors of eating disorder behaviors in active duty Navy men. *Mil Med.* 1997 Nov;162(11):753-8. PMID: 9358723. Exclusion Code: X7.
789. Melchior C, Desprez C, Riachi G, et al. Anxiety and depression profile is associated with eating disorders in patients with irritable bowel syndrome. *Frontiers in Psychiatry.* 2020;10doi: 10.3389/fpsy.2019.00928. PMID: 2020-05292-001. Exclusion Code: X3.
790. Melin A, Tornberg AB, Skouby S, et al. The LEAF questionnaire: a screening tool for the identification of female athletes at risk for the female athlete triad. *Br J Sports Med.* 2014 Apr;48(7):540-5. doi: 10.1136/bjsports-2013-093240. PMID: 24563388. Exclusion Code: X2.
791. Menzel JE, Thompson JK, Levine MP. Development and validation of the Physical Activity Body Experiences Questionnaire. *Bull Menninger Clin.* 2019 Winter;83(1):53-83. doi: 10.1521/bumc.2019.83.1.53. PMID: 30888853. Exclusion Code: X4.
792. Meule A, Allison KC, Platte P. A German version of the Night Eating Questionnaire (NEQ): psychometric properties and correlates in a student sample. *Eat Behav.* 2014 Dec;15(4):523-7. doi: 10.1016/j.eatbeh.2014.07.002. PMID: 25094066. Exclusion Code: X2.
793. Meule A, Freund R, Skirde AK, et al. Heart rate variability biofeedback reduces food cravings in high food cravers. *Appl Psychophysiol Biofeedback.* 2012 Dec;37(4):241-51. doi: 10.1007/s10484-012-9197-y. PMID: 22688890. Exclusion Code: X2.
794. Micali N, Simonoff E, Treasure J. Infant feeding and weight in the first year of life in babies of women with eating disorders. *J Ped.* 2009;154(1):55-60. doi: 10.1016/j.jpeds.2008.07.003. PMID: 2010-06017-015. Exclusion Code: X3.
795. Milano W, Petrella C, Casella A, et al. Use of sibutramine, an inhibitor of the reuptake of serotonin and noradrenaline, in the treatment of binge eating disorder: a placebo-controlled study. *Adv Ther.* 2005 Jan-Feb;22(1):25-31. doi: 10.1007/bf02850181. PMID: 15943219. Exclusion Code: X5.
796. Milano W, Petrella C, Sabatino C, et al. Treatment of bulimia nervosa with sertraline: a randomized controlled trial. *Adv Ther.* 2004 Jul-Aug;21(4):232-7. doi: 10.1007/bf02850155. PMID: 15605617. Exclusion Code: X14.
797. Milano W, Siano C, Putrella C, et al. Treatment of bulimia nervosa with fluvoxamine: a randomized controlled trial. *Adv Ther.* 2005 May-Jun;22(3):278-83. doi: 10.1007/bf02849936. PMID: 16236688. Exclusion Code: X14.
798. Miller KK, Grieco KA, Klibanski A. Testosterone administration in women with anorexia nervosa. *J Clin*

Appendix C. Excluded Studies

- Endocrinol Metab.* 2005 Mar;90(3):1428-33. doi: 10.1210/jc.2004-1181. PMID: 15613421. Exclusion Code: X3.
799. Mills IH, Park GR, Manara AR, et al. Treatment of compulsive behaviour in eating disorders with intermittent ketamine infusions. *QJM.* 1998 Jul;91(7):493-503. doi: 10.1093/qjmed/91.7.493. PMID: 9797933. Exclusion Code: X3.
800. Mintz LB, O'Halloran MS. The Eating Attitudes Test: validation with DSM-IV eating disorder criteria. *J Pers Assess.* 2000 Jun;74(3):489-503. doi: 10.1207/s15327752jpa7403_11. PMID: 10900574. Exclusion Code: X4.
801. Misra M, Katzman DK, Estella NM, et al. Impact of physiologic estrogen replacement on anxiety symptoms, body shape perception, and eating attitudes in adolescent girls with anorexia nervosa: data from a randomized controlled trial. *J Clin Psychiatry.* 2013 Aug;74(8):e765-71. doi: 10.4088/JCP.13m08365. PMID: 24021517. Exclusion Code: X10.
802. Mitchell JE, Agras S, Crow S, et al. Stepped care and cognitive-behavioural therapy for bulimia nervosa: randomised trial. *Br J Psychiatry.* 2011 May;198(5):391-7. doi: 10.1192/bjp.bp.110.082172. PMID: 21415046. Exclusion Code: X7.
803. Mitchell JE, Christenson G, Jennings J, et al. A placebo-controlled, double-blind crossover study of naltrexone hydrochloride in outpatients with normal weight bulimia. *J Clin Psychopharmacol.* 1989 Apr;9(2):94-7. doi: 10.1097/00004714-198904000-00004. PMID: 2656781. Exclusion Code: X14.
804. Mitchell JE, Crosby RD, Wonderlich SA, et al. A randomized trial comparing the efficacy of cognitive-behavioral therapy for bulimia nervosa delivered via telemedicine versus face-to-face. *Behav Res Ther.* 2008 May;46(5):581-92. doi: 10.1016/j.brat.2008.02.004. PMID: 18374304. Exclusion Code: X7.
805. Mitchell JE, Gosnell BA, Roerig JL, et al. Effects of sibutramine on binge eating, hunger, and fullness in a laboratory human feeding paradigm. *Obes Res.* 2003 May;11(5):599-602. doi: 10.1038/oby.2003.85. PMID: 12740447. Exclusion Code: X8.
806. Mitchell JE, Groat R. A placebo-controlled, double-blind trial of amitriptyline in bulimia. *J Clin Psychopharmacol.* 1984 Aug;4(4):186-93. PMID: 6381556. Exclusion Code: X7.
807. Mitchell JE, Pyle RL, Eckert ED, et al. Response to alternative antidepressants in imipramine nonresponders with bulimia nervosa. *J Clin Psychopharmacol.* 1989 Aug;9(4):291-3. PMID: 2671061. Exclusion Code: X5.
808. Mitchell JE, Pyle RL, Eckert ED, et al. A comparison study of antidepressants and structured intensive group psychotherapy in the treatment of bulimia nervosa. *Arch Gen Psychiatry.* 1990 Feb;47(2):149-57. doi: 10.1001/archpsyc.1990.01810140049008. PMID: 2405806. Exclusion Code: X14.
809. Mitchell JE, Pyle RL, Eckert ED, et al. Antidepressants vs. group therapy in the treatment of bulimia. *Psychopharmacol Bull.* 1987;23(1):41-4. PMID: 3602329. Exclusion Code: X7.
810. Mitchell SA, Newton R, Harrison P, et al. Does collaborative case conceptualisation enhance engagement and outcome in the

Appendix C. Excluded Studies

- treatment of anorexia nervosa? Rational, design and methods. *Contemp Clin Trials*. 2016;47:296-303. doi: 10.1016/j.cct.2015.12.011. PMID: CN-01138125. Exclusion Code: X7.
811. Mizes JS, Christiano B, Madison J, et al. Development of the mizes anorectic cognitions questionnaire-revised: psychometric properties and factor structure in a large sample of eating disorder patients. *Int J Eat Disord*. 2000 Dec;28(4):415-21. doi: 10.1002/1098-108x(200012)28:4<415::aid-eat9>3.0.co;2-z. PMID: 11054788. Exclusion Code: X4.
812. Modi AC, Zeller MH. The IWQOL-Kids©: Establishing minimal clinically important difference scores and test-retest reliability. *Int J Pediatr Obes*. 2011;6(2-2):e94-e6. doi: 10.3109/17477166.2010.500391. PMID: 2011-14759-010. Exclusion Code: X9.
813. Moessner M, Minarik C, Ozer F, et al. Effectiveness and Cost-effectiveness of School-based Dissemination Strategies of an Internet-based Program for the Prevention and Early Intervention in Eating Disorders: A Randomized Trial. *Prev Sci*. 2016 Apr;17(3):306-13. doi: 10.1007/s11121-015-0619-y. PMID: 26581198. Exclusion Code: X5.
814. Molinari E, Baruffi M, Croci M, et al. Binge eating disorder in obesity: comparison of different therapeutic strategies. *Eat Weight Disord*. 2005 Sep;10(3):154-61. doi: 10.1007/bf03327542. PMID: 16277137. Exclusion Code: X7.
815. Mond J, Hall A, Bentley C, et al. Eating-disordered behavior in adolescent boys: eating disorder examination questionnaire norms. *Int J Eat Disord*. 2014 May;47(4):335-41. doi: 10.1002/eat.22237. PMID: 24338639. Exclusion Code: X7.
816. Mond JM, Hay PJ, Rodgers B, et al. Temporal stability of the Eating Disorder Examination Questionnaire. *Int J Eat Disord*. 2004 Sep;36(2):195-203. doi: 10.1002/eat.20017. PMID: 15282689. Exclusion Code: X9.
817. Mond JM, Hay PJ, Rodgers B, et al. Validity of the Eating Disorder Examination Questionnaire (EDE-Q) in screening for eating disorders in community samples. *Behav Res Ther*. 2004 May;42(5):551-67. doi: 10.1016/s0005-7967(03)00161-x. PMID: 15033501. Exclusion Code: X4.
818. Mond JM, Rodgers B, Hay PJ, et al. Mode of delivery, but not questionnaire length, affected response in an epidemiological study of eating-disordered behavior. *J Clin Epidemiol*. 2004 Nov;57(11):1167-71. doi: 10.1016/j.jclinepi.2004.02.017. PMID: 15567633. Exclusion Code: X7.
819. Mondelli V, Gianotti L, Picu A, et al. Neuroendocrine effects of citalopram infusion in anorexia nervosa. *Psychoneuroendocrinology*. 2006 Nov;31(10):1139-48. doi: 10.1016/j.psyneuen.2006.08.006. PMID: 17045409. Exclusion Code: X9.
820. Mondraty N, Birmingham CL, Touyz S, et al. Randomized controlled trial of olanzapine in the treatment of cognitions in anorexia nervosa. *Australasian Psychiatry*. 2005;13(1):72-5. doi: 10.1111/j.1440-1665.2004.02154.x. PMID: 2005-04795-012. Exclusion Code: X7.
821. Monge MC, Forman SF, McKenzie NM, et al. Use of Psychopharmacologic Medications in Adolescents With Restrictive

Appendix C. Excluded Studies

- Eating Disorders: Analysis of Data From the National Eating Disorder Quality Improvement Collaborative. *J Adolesc Health*. 2015 Jul;57(1):66-72. doi: 10.1016/j.jadohealth.2015.03.021. PMID: 26095410. Exclusion Code: X9.
822. Morgan HG, Purgold J, Welbourne J. Management and outcome in anorexia nervosa. A standardized prognostic study. *Br J Psychiatry*. 1983 Sep;143:282-7. doi: 10.1192/bjp.143.3.282. PMID: 6626842. Exclusion Code: X9.
823. Mountford VA, Brown A, Bamford B, et al. BodyWise: evaluating a pilot body image group for patients with anorexia nervosa. *Eur Eat Disord Rev*. 2015 Jan;23(1):62-7. doi: 10.1002/erv.2332. PMID: 25382845. Exclusion Code: X8.
824. Moya T, Fleitlich-Bilyk B, Goodman R, et al. The Eating Disorders Section of the Development and Well-Being Assessment (DAWBA): development and validation. *Braz J Psychiatry*. 2005 Mar;27(1):25-31. doi: 10.1590/s1516-44462005000100008. PMID: 15867980. Exclusion Code: X7.
825. Mueller A, Holzapfel C, Hauner H, et al. Psychometric evaluation of the German version of the impact of weight on Quality of Life-Lite (IWQOL-Lite) questionnaire. *Exp Clin Endocrinol Diabetes*. 2011 Feb;119(2):69-74. doi: 10.1055/s-0030-1261922. PMID: 20658439. Exclusion Code: X7.
826. Munkholm A, Olsen EM, Rask CU, et al. Eating behaviours in preadolescence are associated with body dissatisfaction and mental disorders - Results of the CCC2000 study. *Appetite*. 2016 Jun 1;101:46-54. doi: 10.1016/j.appet.2016.02.020. PMID: 26896837. Exclusion Code: X9.
827. Munsch S, Biedert E, Meyer AH, et al. CCK, ghrelin, and PYY responses in individuals with binge eating disorder before and after a cognitive behavioral treatment (CBT). *Physiol Behav*. 2009 Apr 20;97(1):14-20. doi: 10.1016/j.physbeh.2009.01.015. PMID: 19419677. Exclusion Code: X7.
828. Munsch S, Wyssen A, Vanhulst P, et al. Binge-eating disorder treatment goes online - feasibility, usability, and treatment outcome of an Internet-based treatment for binge-eating disorder: study protocol for a three-arm randomized controlled trial including an immediate treatment, a waitlist, and a placebo control group. *Trials*. 2019 Feb 13;20(1):128. doi: 10.1186/s13063-019-3192-z. PMID: 30760299. Exclusion Code: X7.
829. Murati DA, Shamsi H, Knyahnytska Y, et al. Reward sensitivity, impulsivity, and treatment response in binge eating disorder. *Canadian journal of diabetes*. 2015;39:S27-. PMID: CN-01098361. Exclusion Code: X13.
830. Murray K, Schmidt U, Pombo-Carril M-G, et al. Does therapist guidance improve uptake, adherence and outcome from a CD-ROM based cognitive-behavioral intervention for the treatment of bulimia nervosa? *Comput Human Behav*. 2007;23(1):850-9. doi: 10.1016/j.chb.2004.11.014. PMID: 2006-11390-049. Exclusion Code: X7.
831. Murray SB, Brown TA, Blashill AJ, et al. The development and validation of the muscularity-oriented eating test: A novel measure of muscularity-oriented disordered eating. *Int J Eat Disord*. 2019 Dec;52(12):1389-98. doi:

Appendix C. Excluded Studies

- 10.1002/eat.23144. PMID: 31343090. Exclusion Code: X9.
832. Mussell MP, Mitchell JE, Crosby RD, et al. Commitment to treatment goals in prediction of group cognitive-behavioral therapy treatment outcome for women with bulimia nervosa. *J Consult Clin Psychol*. 2000 Jun;68(3):432-7. doi: 10.1037//0022-006x.68.3.432. PMID: 10883560. Exclusion Code: X7.
833. Mustelin L, Kärkkäinen U, Kaprio J, et al. The Eating Disorder Inventory in the screening for DSM-5 binge eating disorder. *Eat Behav*. 2016 Aug;22:145-8. doi: 10.1016/j.eatbeh.2016.06.011. PMID: 27289520. Exclusion Code: X4.
834. Mustelin L, Lehtokari VL, Keski-Rahkonen A. Other specified and unspecified feeding or eating disorders among women in the community. *Int J Eat Disord*. 2016 Nov;49(11):1010-7. doi: 10.1002/eat.22586. PMID: 27442991. Exclusion Code: X7.
835. Mustelin L, Silén Y, Raevuori A, et al. The DSM-5 diagnostic criteria for anorexia nervosa may change its population prevalence and prognostic value. *J Psychiatr Res*. 2016 Jun;77:85-91. doi: 10.1016/j.jpsychires.2016.03.003. PMID: 27014849. Exclusion Code: X9.
836. Nagamitsu S, Fukai Y, Uchida S, et al. Validation of a childhood eating disorder outcome scale. *Biopsychosoc Med*. 2019;13doi: 10.1186/s13030-019-0162-3. PMID: 2019-55755-001. Exclusion Code: X9.
837. Nagel DL. Evaluation of a screening test to detect female college athletes with eating disorders and disordered eating: ProQuest Information & Learning; 2002. Exclusion Code: X9.
838. Nakano K. Confirmatory factor analysis of the eating disorder inventory. *Psychol Rep*. 2005 Aug;97(1):337-8. doi: 10.2466/pr0.97.1.337-338. PMID: 16279342. Exclusion Code: X7.
839. Nangle DW, Johnson WG, Carr-Nangle RE, et al. Binge eating disorder and the proposed DSM-IV criteria: psychometric analysis of the Questionnaire of Eating and Weight Patterns. *Int J Eat Disord*. 1994 Sep;16(2):147-57. doi: 10.1002/1098-108x(199409)16:2<147::aid-eat2260160206>3.0.co;2-p. PMID: 7987349. Exclusion Code: X3.
840. Naser N, Hudson J, McElroy S, et al. Lisdexamfetamine dimesylate in adults with moderate-to-severe binge eating disorder: a double-blind, placebo-controlled, randomized-withdrawal study. *Aust N Z J Psychiatry*. 2016;50:163-. doi: 10.1177/0004867416640967. PMID: CN-01766938. Exclusion Code: X13.
841. Naser N, McElroy S, Hudson J, et al. Lisdexamfetamine dimesylate for adults with moderate to severe binge eating disorder: results of two randomized controlled safety and efficacy trials. *Australian and new zealand journal of psychiatry*. 2015;49:116. doi: 10.1177/0004867415578344. PMID: CN-01100807. Exclusion Code: X13.
842. Nasser M. The validity of the Eating Attitude Test in a non-Western population. *Acta Psychiatr Scand*. 1986;73(1):109-10. doi: 10.1111/j.1600-0447.1986.tb02675.x. PMID: 1987-12338-001. Exclusion Code: X4.
843. Nasser M. The psychometric properties of the Eating Attitude Test in a non-Western population. *Soc*

Appendix C. Excluded Studies

- Psychiatry Psychiatr Epidemiol.* 1994 Apr;29(2):88-94. doi: 10.1007/bf00805628. PMID: 8009325. Exclusion Code: X7.
844. Navarro-Haro MV, Botella C, Guillen V, et al. Dialectical behavior therapy in the treatment of borderline personality disorder and eating disorders comorbidity: A pilot study in a naturalistic setting. *Cognit Ther Res.* 2018;42(5):636-49. doi: 10.1007/s10608-018-9906-9. PMID: 2018-42944-001. Exclusion Code: X7.
845. Navia B, Hudson J, McElroy S, et al. Dasotraline for treatment of adults with moderate to severe binge-eating disorder: effect on behavioral outcomes. *Neuropsychopharmacology.* 2017;43:S360-S1. doi: 10.1038/npp.2017.265. PMID: CN-01439331. Exclusion Code: X13.
846. Navia B, Hudson JI, McElroy SL, et al. Dasotraline for the treatment of moderate to severe binge eating disorder in adults: results from a randomized double-blind, placebo-controlled study. *CNS Spectr.* 2018;23(1):72-3. doi: 10.1017/S1092852918000135. PMID: CN-01915159. Exclusion Code: X13.
847. Nederkoorn C, Smulders F, Havermans R, et al. Exposure to binge food in bulimia nervosa: Finger pulse amplitude as a potential measure of urge to eat and predictor of food intake. *Appetite.* 2004;42(2):125-30. doi: 10.1016/j.appet.2003.11.001. PMID: 2004-12315-001. Exclusion Code: X5.
848. Neumark-Sztainer D, Eisenberg ME, Fulkerson JA, et al. Family meals and disordered eating in adolescents: longitudinal findings from project EAT. *Arch Pediatr Adolesc Med.* 2008 Jan;162(1):17-22. doi: 10.1001/archpediatrics.2007.9. PMID: 18180407. Exclusion Code: X9.
849. Nevenon L, Broberg AG. Validating the Eating Disorder Inventory-2 (EDI-2) in Sweden. *Eat Weight Disord.* 2001 Jun;6(2):59-67. doi: 10.1007/bf03339754. PMID: 11456423. Exclusion Code: X9.
850. Nevenon L, Broberg AG, Clinton D, et al. A measure for the assessment of eating disorders: reliability and validity studies of the Rating of Anorexia and Bulimia interview - revised version (RAB-R). *Scand J Psychol.* 2003 Sep;44(4):303-10. doi: 10.1111/1467-9450.00349. PMID: 12887551. Exclusion Code: X3.
851. Nevenon L, Clinton D, Norring C. Validating the EDI-2 in three Swedish female samples: eating disorders patients, psychiatric outpatients and normal controls. *Nord J Psychiatry.* 2006;60(1):44-50. doi: 10.1080/08039480500504537. PMID: 16500799. Exclusion Code: X3.
852. Nevenon L, Mark M, Levin B, et al. Evaluation of a new Internet-based self-help guide for patients with bulimic symptoms in Sweden. *Nord J Psychiatry.* 2006;60(6):463-8. doi: 10.1080/08039480601021993. PMID: 17162454. Exclusion Code: X9.
853. Nicholls D, Chater R, Lask B. Children into DSM don't go: a comparison of classification systems for eating disorders in childhood and early adolescence. *Int J Eat Disord.* 2000 Nov;28(3):317-24. doi: 10.1002/1098-108x(200011)28:3<317::aid-eat9>3.0.co;2-#. PMID: 10942918. Exclusion Code: X4.
854. Nickel C, Tritt K, Muehlbacher M, et al. Topiramate treatment in bulimia nervosa patients: a randomized, double-blind, placebo-controlled

Appendix C. Excluded Studies

- trial. *Int J Eat Disord*. 2005 Dec;38(4):295-300. doi: 10.1002/eat.20202. PMID: 16231337. Exclusion Code: X10.
855. Niemiec MA, Boswell JF, Hormes JM. Development and initial validation of the obsessive compulsive eating scale. *Obesity (Silver Spring)*. 2016 Aug;24(8):1803-9. doi: 10.1002/oby.21529. PMID: 27296154. Exclusion Code: X4.
856. Nilsson F, Madsen JOB, Jensen AK, et al. High prevalence of disordered eating behavior in Danish children and adolescents with type 1 diabetes. *Pediatr Diabetes*. 2020 May 16doi: 10.1111/pedi.13043. PMID: 32418266. Exclusion Code: X9.
857. Nilsson K, Engström I, Hägglöf B. Family climate and recovery in adolescent onset eating disorders: a prospective study. *Eur Eat Disord Rev*. 2012 Jan;20(1):e96-102. doi: 10.1002/erv.1127. PMID: 21774042. Exclusion Code: X4.
858. Niv N, Kaplan Z, Mitrani E, et al. Validity study of the EDI-2 in Israeli population. *Isr J Psychiatry Relat Sci*. 1998;35(4):287-92. PMID: 9988986. Exclusion Code: X4.
859. Norris ML, Spettigue W, Buchholz A, et al. Olanzapine use for the adjunctive treatment of adolescents with anorexia nervosa. *J Child Adolesc Psychopharmacol*. 2011 Jun;21(3):213-20. doi: 10.1089/cap.2010.0131. PMID: 21510781. Exclusion Code: X7.
860. North C, Gowers S. Anorexia nervosa, psychopathology, and outcome. *Int J Eat Disord*. 1999 Dec;26(4):386-91. doi: 10.1002/(sici)1098-108x(199912)26:4<386::aid-eat3>3.0.co;2-a. PMID: 10550778. Exclusion Code: X4.
861. North C, Gowers S, Byram V. Family functioning and life events in the outcome of adolescent anorexia nervosa. *Br J Psychiatry*. 1997 Dec;171:545-9. doi: 10.1192/bjp.171.6.545. PMID: 9519094. Exclusion Code: X9.
862. Nunes MA, Camey S, Olinto MT, et al. The validity and 4-year test-retest reliability of the Brazilian version of the Eating Attitudes Test-26. *Braz J Med Biol Res*. 2005 Nov;38(11):1655-62. doi: 10.1590/s0100-879x2005001100013. PMID: 16258635. Exclusion Code: X3.
863. Nunes MA, Pinheiro AP, Camey SA, et al. Binge eating during pregnancy and birth outcomes: a cohort study in a disadvantaged population in Brazil. *Int J Eat Disord*. 2012 Nov;45(7):827-31. doi: 10.1002/eat.22024. PMID: 22531873. Exclusion Code: X7.
864. Nunes-Neto PR, Köhler CA, Schuch FB, et al. Psychometric properties of the modified Yale Food Addiction Scale 20 in a large Brazilian sample. *Brazilian Journal of Psychiatry*. 2018;40(4):444-8. doi: 10.1590/1516-4446-2017-2432. PMID: 2019-03984-015. Exclusion Code: X9.
865. Nussbaum M, Shenker IR, Baird D, et al. Follow-up investigation in patients with anorexia nervosa. *J Pediatr*. 1985 May;106(5):835-40. doi: 10.1016/s0022-3476(85)80369-3. PMID: 3998927. Exclusion Code: X8.
866. Nyman-Carlsson E, Engström I, Norring C, et al. Eating Disorder Inventory-3, validation in Swedish patients with eating disorders, psychiatric outpatients and a normal control sample. *Nord J Psychiatry*. 2015 Feb;69(2):142-51. doi: 10.3109/08039488.2014.949305. PMID: 25434459. Exclusion Code: X7.

Appendix C. Excluded Studies

867. Obeid N, Norris ML, Buchholz A, et al. Development of the Ottawa Disordered Eating Screen for Youth: The ODES-Y. *J Pediatr*. 2019 Dec;215:209-15. doi: 10.1016/j.jpeds.2019.08.018. PMID: 31610932. Exclusion Code: X9.
868. O'Brien KM. Reducing maladaptive weight management practices: Developing a psychoeducational intervention program: ProQuest Information & Learning; 2005. Exclusion Code: X3.
869. O'Brien KM, LeBow MD. Reducing maladaptive weight management practices: developing a psychoeducational intervention program. *Eat Behav*. 2007 Apr;8(2):195-210. doi: 10.1016/j.eatbeh.2006.06.001. PMID: 17336790. Exclusion Code: X3.
870. Ohara C, Sekiguchi A, Takakura S, et al. Effectiveness of enhanced cognitive behavior therapy for bulimia nervosa in Japan: A randomized controlled trial protocol. *Biopsychosoc Med*. 2020;14doi: 10.1186/s13030-020-0174-z. PMID: 2020-14896-001. Exclusion Code: X7.
871. Okamoto Y, Miyake Y, Nagasawa I, et al. Cohort survey of college students' eating attitudes: Interventions for depressive symptoms and stress coping were key factors for preventing bulimia in a subthreshold group. *Biopsychosoc Med*. 2018;12doi: 10.1186/s13030-018-0127-y. PMID: 2018-25332-001. Exclusion Code: X9.
872. Oldershaw A, Lavender T, Schmidt U. Are socio-emotional and neurocognitive functioning predictors of therapeutic outcomes for adults with anorexia nervosa? *Eur Eat Disord Rev*. 2018 Jul;26(4):346-59. doi: 10.1002/erv.2602. PMID: 29744972. Exclusion Code: X7.
873. Olmsted MP, Daneman D, Rydall AC, et al. The effects of psychoeducation on disturbed eating attitudes and behavior in young women with type 1 diabetes mellitus. *Int J Eat Disord*. 2002 Sep;32(2):230-9. doi: 10.1002/eat.10068. PMID: 12210667. Exclusion Code: X3.
874. Olmsted MP, Davis R, Garner DM, et al. Efficacy of a brief group psychoeducational intervention for bulimia nervosa. *Behav Res Ther*. 1991;29(1):71-83. doi: 10.1016/s0005-7967(09)80009-0. PMID: 2012591. Exclusion Code: X7.
875. O'Malley SS, Sinha R, Grilo CM, et al. Naltrexone and cognitive behavioral coping skills therapy for the treatment of alcohol drinking and eating disorder features in alcohol-dependent women: a randomized controlled trial. *Alcohol Clin Exp Res*. 2007 Apr;31(4):625-34. doi: 10.1111/j.1530-0277.2007.00347.x. PMID: 17374042. Exclusion Code: X3.
876. Ong YL, Checkley SA, Russell GF. Suppression of bulimic symptoms with methylamphetamine. *Br J Psychiatry*. 1983;143:288-93. doi: 10.1192/bjp.143.3.288. PMID: 1984-10243-001. Exclusion Code: X7.
877. Orbitello B, Ciano R, Corsaro M, et al. The EAT-26 as screening instrument for clinical nutrition unit attenders. *Int J Obes (Lond)*. 2006 Jun;30(6):977-81. doi: 10.1038/sj.ijo.0803238. PMID: 16432540. Exclusion Code: X4.
878. Ordman AM, Kirschenbaum DS. Cognitive-behavioral therapy for bulimia: an initial outcome study. *J Consult Clin Psychol*. 1985 Jun;53(3):305-13. doi:

Appendix C. Excluded Studies

- 10.1037//0022-006x.53.3.305. PMID: 3859502. Exclusion Code: X7.
879. Orlandi E, Covezzi R, Galeazzi GM, et al. The Italian version of the Body Cathexis Scale. *Eat Weight Disord.* 2006 Sep;11(3):e79-84. doi: 10.1007/bf03327562. PMID: 17075233. Exclusion Code: X4.
880. Orlandi E, Mannucci E, Cuzzolaro M. Bulimic Investigatory Test, Edinburgh (BITE). A validation study of the Italian version. *Eat Weight Disord.* 2005 Mar;10(1):e14-20. doi: 10.1007/bf03354662. PMID: 16682850. Exclusion Code: X4.
881. Osman A, Chiros CE, Gutierrez PM, et al. Factor structure and psychometric properties of the brief Mizes Anorectic Cognitions questionnaire. *J Clin Psychol.* 2001 Jun;57(6):785-99. doi: 10.1002/jclp.1049. PMID: 11344465. Exclusion Code: X4.
882. Pacanowski CR, Mason TB, Crosby RD, et al. Weight Change over the Course of Binge Eating Disorder Treatment: relationship to Binge Episodes and Psychological Factors. *Obesity (silver spring, md.)*. 2018;(no pagination)doi: 10.1002/oby.22149. PMID: CN-01464371. Exclusion Code: X7.
883. Pacanowski CR, Senso MM, Oriogun K, et al. Binge eating behavior and weight loss maintenance over a 2-year period. *J Obes.* 2014;2014:249315. doi: 10.1155/2014/249315. PMID: 24891946. Exclusion Code: X7.
884. Padierna A, Quintana JM, Arostegui I, et al. Changes in health related quality of life among patients treated for eating disorders. *Qual Life Res.* 2002 Sep;11(6):545-52. doi: 10.1023/a:1016324527729. PMID: 12206575. Exclusion Code: X7.
885. Palavras MA, Hay P, Mannan H, et al. Integrated weight loss and cognitive behavioural therapy (CBT) for the treatment of recurrent binge eating and high body mass index: a randomized controlled trial. *Eat Weight Disord.* 2020 Jan 25doi: 10.1007/s40519-020-00846-2. PMID: 31983019. Exclusion Code: X7.
886. Palmeira L, Cunha M, Pinto-Gouveia J, et al. New developments in the assessment of weight-related experiential avoidance (AAQW-Revised). *Journal of Contextual Behavioral Science.* 2016;5(3):193-200. doi: 10.1016/j.jcbs.2016.06.001. PMID: 2016-44115-009. Exclusion Code: X4.
887. Palmer RL, Birchall H, McGrain L, et al. Self-help for bulimic disorders: a randomised controlled trial comparing minimal guidance with face-to-face or telephone guidance. *Br J Psychiatry.* 2002 Sep;181:230-5. doi: 10.1192/bjp.181.3.230. PMID: 12204928. Exclusion Code: X7.
888. Paslakis G, Maas S, Gebhardt B, et al. Prospective, randomized, double-blind, placebo-controlled phase IIa clinical trial on the effects of an estrogen-progestin combination as add-on to inpatient psychotherapy in adult female patients suffering from anorexia nervosa. *BMC Psychiatry.* 2018 Apr 10;18(1):93. doi: 10.1186/s12888-018-1683-1. PMID: 29631553. Exclusion Code: X8.
889. Pasmán L, Thompson JK. Body image and eating disturbance in obligatory runners, obligatory weightlifters, and sedentary individuals. *Int J Eat Disord.* 1988;7(6):759-69. doi: 10.1002/1098-108X(198811)7:6<759::AID-EAT2260070605>3.0.CO;2-G. PMID: 1989-23021-001. Exclusion

Appendix C. Excluded Studies

- Code: U South Florida, US. Release Date: 19890701. Publication Type: Journal (0100), Peer Reviewed Journal (0110). Format Covered: Print. Document Type: Journal Article. Language: English. Major Descriptor: Addiction; Athletes; Body Image; Eating Disorders. Minor Descriptor: Running; Sports. Classification: Eating Disorders (3260); Sports (3720). Population: Human (10). Age Group: Adulthood (18 yrs & older) (300). Methodology: Empirical Study. Page Count: 11. Issue Publication Date: Nov, 1988..
890. Pataky Z, Gasteyger C, Ziegler O, et al. Efficacy of rimonabant in obese patients with binge eating disorder. *Exp Clin Endocrinol Diabetes*. 2013 Jan;121(1):20-6. doi: 10.1055/s-0032-1329957. PMID: 23147209. Exclusion Code: X7.
891. Patjanasootorn N, Paholpak S, Krisanaprakornkit T. Validity and reliability study of the Thai version of WHO Schedules for Clinical Assessment in Neuropsychiatry: Eating Disorders Section. *J Med Assoc Thai*. 2011 Apr;94(4):490-7. PMID: 21591536. Exclusion Code: X4.
892. Patlaka C, Tubic B, Lång P, et al. Intensive weight gain therapy in patients with anorexia nervosa results in improved serum tartrate-resistant acid phosphatase (TRAP) 5a and 5b isoform protein levels. *Eat Weight Disord*. 2019 Sep 17;doi: 10.1007/s40519-019-00776-8. PMID: 31531762. Exclusion Code: X3.
893. Patton GC, Coffey C, Sawyer SM. The outcome of adolescent eating disorders: findings from the Victorian Adolescent Health Cohort Study. *Eur Child Adolesc Psychiatry*. 2003;12(Suppl 1):I25-9. doi: 10.1007/s00787-003-1104-x. PMID: 12567212. Exclusion Code: X7.
894. Paxton AE, Strycker LA, Toobert DJ, et al. Starting the conversation: performance of a brief dietary assessment and intervention tool for health professionals. *Am J Prev Med*. 2011;40(1):67-71. doi: 10.1016/j.amepre.2010.10.009. PMID: 2015-13019-001. Exclusion Code: X4.
895. Peak NJ, Mizes JS, Guillard RP, Jr. Investigating the use of the Mizes Anorectic Cognitions Questionnaire in a community sample of racially diverse high school males and females. *Eat Behav*. 2012 Apr;13(2):94-9. doi: 10.1016/j.eatbeh.2011.12.004. PMID: 22365789. Exclusion Code: X9.
896. Pearson CM, Guller L, McPherson L, et al. Validation of an existing measure of eating disorder risk for use with early adolescents. *Eat Behav*. 2013 Apr;14(2):113-8. doi: 10.1016/j.eatbeh.2013.01.006. PMID: 23557805. Exclusion Code: X4.
897. Pecsok EH, Fremouw WJ. Controlling laboratory bingeing among restrained eaters through self-monitoring and cognitive restructuring procedures. *Addict Behav*. 1988;13(1):37-44. doi: 10.1016/0306-4603(88)90023-8. PMID: 3364222. Exclusion Code: X2.
898. Peláez-Fernández MA, Javier Labrador F, Raich RM. Validation of eating disorder examination questionnaire (EDE-Q)--Spanish version--for screening eating disorders. *Span J Psychol*. 2012 Jul;15(2):817-24. doi: 10.5209/rev_sjop.2012.v15.n2.38893. PMID: 22774455. Exclusion Code: X4.
899. Peláez-Fernández MA, Labrador FJ, Raich RM. Comparison of single- and double-stage designs in the prevalence estimation of eating disorders in community samples. *Span J Psychol*. 2008 Nov;11(2):542-50. PMID: 18988439. Exclusion Code: X4.

Appendix C. Excluded Studies

900. Pellicciari A, Gualandi S, Iero L, et al. Psychometric evaluation of SAFA P test for eating disorders in adolescents: comparative validation with EDI-2. *Eur Eat Disord Rev.* 2012 Jan;20(1):e108-13. doi: 10.1002/erv.1099. PMID: 21308872. Exclusion Code: X3.
901. Pellicciari A, Gualandi S, Iero L, et al. Psychometric evaluation of SAFA B test for eating disorders in adolescents: Comparative validation with EDI-2. *Eur Eat Disord Rev.* 2012;20(1):e108-e13. doi: 10.1002/erv.1099. PMID: 2012-00197-026. Exclusion Code: X8.
902. Penelo E, Negrete A, Portell M, et al. Psychometric properties of the Eating Disorder Examination Questionnaire (EDE-Q) and norms for rural and urban adolescent males and females in Mexico. *PLoS One.* 2013;8(12):e83245. doi: 10.1371/journal.pone.0083245. PMID: 24367587. Exclusion Code: X7.
903. Pereira AT, Maia B, Bos S, et al. The Portuguese short form of the Eating Attitudes Test-40. *Eur Eat Disord Rev.* 2008 Jul;16(4):319-25. doi: 10.1002/erv.846. PMID: 18059073. Exclusion Code: X7.
904. Perpiñá C, Cebolla A, Botella C, et al. Emotional Eating Scale for children and adolescents: psychometric characteristics in a Spanish sample. *J Clin Child Adolesc Psychol.* 2011;40(3):424-33. doi: 10.1080/15374416.2011.563468. PMID: 21534053. Exclusion Code: X4.
905. Perpiñá C, Giraldo-O'Meara M, Roncero M, et al. Confirmatory factor analysis and psychometric properties of the Yale-Brown-Cornell Eating Disorders Scale Self-Report version (SR-YBC-EDS) in Spanish clinical and non-clinical samples. *Eat Behav.* 2015 Apr;17:6-9. doi: 10.1016/j.eatbeh.2014.12.005. PMID: 25528716. Exclusion Code: X3.
906. Perpiñá C, Giraldo-O'Meara M, Roncero M, et al. Confirmatory factor analysis and psychometric properties of the Yale-Brown-Cornell Eating Disorders Scale Self-Report version (SR-YBC-EDS) in Spanish clinical and non-clinical samples. *Eat Behav.* 2015;17:6-9. doi: 10.1016/j.eatbeh.2014.12.005. PMID: 2015-13595-003. Exclusion Code: X3.
907. Perry L, Morgan J, Reid F, et al. Screening for symptoms of eating disorders: reliability of the SCOFF screening tool with written compared to oral delivery. *Int J Eat Disord.* 2002;32(4):466-72. doi: 10.1002/eat.10093. PMID: CN-00443957. Exclusion Code: X7.
908. Peterson CB, Crosby RD, Wonderlich SA, et al. Psychometric properties of the eating disorder examination-questionnaire: factor structure and internal consistency. *Int J Eat Disord.* 2007 May;40(4):386-9. doi: 10.1002/eat.20373. PMID: 17304585. Exclusion Code: X4.
909. Peterson CB, Crow SJ, Nugent S, et al. Predictors of treatment outcome for binge eating disorder. *Int J Eat Disord.* 2000 Sep;28(2):131-8. doi: 10.1002/1098-108x(200009)28:2<131::aid-eat1>3.0.co;2-6. PMID: 10897074. Exclusion Code: X7.
910. Peterson CB, Mitchell JE, Crow SJ, et al. The efficacy of self-help group treatment and therapist-led group treatment for binge eating disorder. *Am J Psychiatry.* 2009 Dec;166(12):1347-54. doi: 10.1176/appi.ajp.2009.09030345. PMID: 19884223. Exclusion Code: X14.

Appendix C. Excluded Studies

911. Peterson CB, Mitchell JE, Engbloom S, et al. Group cognitive-behavioral treatment of binge eating disorder: a comparison of therapist-led versus self-help formats. *Int J Eat Disord*. 1998 Sep;24(2):125-36. doi: 10.1002/(sici)1098-108x(199809)24:2<125::aid-eat2>3.0.co;2-g. PMID: 9697011. Exclusion Code: X14.
912. Pettersen G, Rosenvinge JH, Bakland M, et al. Patients' and therapists' experiences with a new treatment programme for eating disorders that combines physical exercise and dietary therapy: the PED-t trial. A qualitative study protocol. *BMJ Open*. 2018 Jan 8;8(1):e018708. doi: 10.1136/bmjopen-2017-018708. PMID: 29317417. Exclusion Code: X9.
913. Phillips KE, Jennings KM, Gregas M. Factor structure of the eating disorder examination-questionnaire in a clinical sample of adult women with anorexia nervosa. *J Psychosoc Nurs Ment Health Serv*. 2018 May 1;56(5):33-9. doi: 10.3928/02793695-20180108-03. PMID: 29328356. Exclusion Code: X4.
914. Pike KM, Walsh BT, Vitousek K, et al. Cognitive behavior therapy in the posthospitalization treatment of anorexia nervosa. *Am J Psychiatry*. 2003 Nov;160(11):2046-9. doi: 10.1176/appi.ajp.160.11.2046. PMID: 14594754. Exclusion Code: X3.
915. Pinna F, Diana E, Sanna L, et al. Assessment of eating disorders with the diabetes eating problems survey - revised (DEPS-R) in a representative sample of insulin-treated diabetic patients: a validation study in Italy. *BMC Psychiatry*. 2017 Jul 19;17(1):262. doi: 10.1186/s12888-017-1434-8. PMID: 28724422. Exclusion Code: X9.
916. Pinna F, Milia P, Mereu A, et al. Validation of the Italian version of the Compensatory Eating and Behaviors in Response to Alcohol Consumption Scale (CEBRACS). *Eat Behav*. 2015 Dec;19:120-6. doi: 10.1016/j.eatbeh.2015.08.004. PMID: 26356633. Exclusion Code: X4.
917. Pinto AM, Heinberg LJ, Coughlin JW, et al. The Eating Disorder Recovery Self-Efficacy Questionnaire (EDRSQ): change with treatment and prediction of outcome. *Eat Behav*. 2008 Apr;9(2):143-53. doi: 10.1016/j.eatbeh.2007.07.001. PMID: 18329592. Exclusion Code: X3.
918. Pinto-Gouveia J, Carvalho SA, Palmeira L, et al. BEfree: A new psychological program for binge eating that integrates psychoeducation, mindfulness, and compassion. *Clin Psychol Psychother*. 2017 Sep;24(5):1090-8. doi: 10.1002/cpp.2072. PMID: 28124451. Exclusion Code: X9.
919. Pisetsky EM, Durkin NE, Crosby RD, et al. Examination of early group dynamics and treatment outcome in a randomized controlled trial of group cognitive behavior therapy for binge eating disorder. *Behav Res Ther*. 2015 Oct;73:74-8. doi: 10.1016/j.brat.2015.07.013. PMID: 26264648. Exclusion Code: X7.
920. Pitts S, Divasta A, Gordon CM. Percentage body fat by dual-energy X-ray absorptiometry is associated with menstrual recovery in adolescents with anorexia nervosa. *J Adolesc Health*. 2014;54(6):739-41. doi: 10.1016/j.jadohealth.2013.12.033. PMID: CN-01038688. Exclusion Code: X7.
921. Plateau CR, Arcelus J, Meyer C. Detecting eating psychopathology in

Appendix C. Excluded Studies

- female athletes by asking about exercise: use of the compulsive exercise test. *Eur Eat Disord Rev.* 2017 Nov;25(6):618-24. doi: 10.1002/erv.2561. PMID: 29057602. Exclusion Code: X7.
922. Pliatskidou S, Samakouri M, Kalamara E, et al. Validity of the Greek Eating Disorder Examination Questionnaire 6.0 (EDE-Q-6.0) among Greek adolescents. *Psychiatriki.* 2015 Jul-Sep;26(3):204-16. PMID: 26480225. Exclusion Code: X4.
923. Podina IR, Fodor LA, Cosmoiu A, et al. An evidence-based gamified mHealth intervention for overweight young adults with maladaptive eating habits: study protocol for a randomized controlled trial. *Trials.* 2017;18(1):592. doi: 10.1186/s13063-017-2340-6. PMID: CN-01621677. Exclusion Code: X3.
924. Pook M, Tuschen-Caffier B. Sensitivity to change of scales assessing symptoms of bulimia nervosa. *Psychiatry Res.* 2004 Aug 30;128(1):71-8. doi: 10.1016/j.psychres.2003.03.001. PMID: 15450916. Exclusion Code: X7.
925. Pope HG, Hudson JI. Antidepressant drug therapy for bulimia: Current status. *The Journal of Clinical Psychiatry.* 1986;47(7):339-45. PMID: 1987-32219-001. Exclusion Code: X9.
926. Pope HG, Jr., Hudson JI, Jonas JM, et al. Bulimia treated with imipramine: a placebo-controlled, double-blind study. *Am J Psychiatry.* 1983 May;140(5):554-8. doi: 10.1176/ajp.140.5.554. PMID: 6342421. Exclusion Code: X3.
927. Pope HG, Jr., Keck PE, Jr., McElroy SL, et al. A placebo-controlled study of trazodone in bulimia nervosa. *J Clin Psychopharmacol.* 1989 Aug;9(4):254-9. PMID: 2671058. Exclusion Code: X14.
928. Popkess-Vawter S, Owens V. Use of the BULIT bulimia screening questionnaire to assess risk and progress in weight management for overweight women who weight cycle. *BULImia Test. Addict Behav.* 1999 Jul-Aug;24(4):497-507. doi: 10.1016/s0306-4603(98)00101-4. PMID: 10466845. Exclusion Code: X4.
929. Popkess-Vawter S, Owens V. Use of the BULIT bulimia screening questionnaire to assess risk and progress in weight management for overweight women who weight cycle. *Addict Behav.* 1999;24(4):497-507. doi: 10.1016/S0306-4603(98)00101-4. PMID: 1999-03493-004. Exclusion Code: X3.
930. Powers MA, Richter S, Ackard D, et al. Development and validation of the Screen for Early Eating Disorder Signs (SEEDS) in persons with type 1 diabetes. *Eat Disord.* 2016 May-Jun;24(3):271-88. doi: 10.1080/10640266.2015.1090866. PMID: 26467220. Exclusion Code: X3.
931. Powers PS, Klabunde M, Kaye W. Double-blind placebo-controlled trial of quetiapine in anorexia nervosa. *Eur Eat Disord Rev.* 2012 Jul;20(4):331-4. doi: 10.1002/erv.2169. PMID: 22535517. Exclusion Code: X3.
932. Preuss H, Pinnow M, Schnicker K, et al. Improving Inhibitory Control Abilities (ImpulseE)-A Promising Approach to Treat Impulsive Eating? *Eur Eat Disord Rev.* 2017 Nov;25(6):533-43. doi: 10.1002/erv.2544. PMID: 28901678. Exclusion Code: X7.
933. Prnjak K, Mitchison D, Griffiths S, et al. Further development of the 12-item EDE-QS: identifying a cut-off

Appendix C. Excluded Studies

- for screening purposes. *BMC Psychiatry*. 2020 Apr 3;20(1):146. doi: 10.1186/s12888-020-02565-5. PMID: 32245441. Exclusion Code: X9.
934. Probst M, Pieters G, Vanderlinden J. Evaluation of body experience questionnaires in eating disorders in female patients (AN/BN) and nonclinical participants. *Int J Eat Disord*. 2008 Nov;41(7):657-65. doi: 10.1002/eat.20531. PMID: 18446834. Exclusion Code: X7.
935. Probst M, Pieters G, Vanderlinden J. Body experience assessment in non-clinical male and female subjects. *Eat Weight Disord*. 2009 Mar;14(1):e16-21. doi: 10.1007/bf03354623. PMID: 19367132. Exclusion Code: X9.
936. Probst M, Van Coppenolle H, Vandereycken W. Further experience with the Body Attitude Test. *Eat Weight Disord*. 1997 Jun;2(2):100-4. doi: 10.1007/bf03339956. PMID: 14655849. Exclusion Code: X3.
937. Probst M, Vandereycken W, Van Coppenolle H, et al. Body experience in eating disorders before and after treatment: a follow-up study. *Eur Psychiatry*. 1999 Oct;14(6):333-40. doi: 10.1016/s0924-9338(99)00159-5. PMID: 10572365. Exclusion Code: X3.
938. Provencher V, Bégin C, Tremblay A, et al. Short-term effects of a 'Health-At-Every-Size' approach on eating behaviors and appetite ratings. *Obesity*. 2007;15(4):957-66. doi: 10.1038/oby.2007.638. PMID: 2007-06200-006. Exclusion Code: X3.
939. Provini F, Albani F, Vetrugno R, et al. A pilot double-blind placebo-controlled trial of low-dose pramipexole in sleep-related eating disorder. *Eur J Neurol*. 2005 Jun;12(6):432-6. doi: 10.1111/j.1468-1331.2005.01017.x. PMID: 15885046. Exclusion Code: X2.
940. Pung MA. Motivational interviewing in the reduction of risk factors for eating disorders: A pilot study: ProQuest Information & Learning; 2004. Exclusion Code: X5.
941. Pyle RL, Mitchell JE, Eckert ED, et al. Maintenance treatment and 6-month outcome for bulimic patients who respond to initial treatment. *Am J Psychiatry*. 1990 Jul;147(7):871-5. doi: 10.1176/ajp.147.7.871. PMID: 2192562. Exclusion Code: X3.
942. Quintana MI, Andreoli SB, Jorge MR, et al. The reliability of the Brazilian version of the Composite International Diagnostic Interview (CIDI 2.1). *Braz J Med Biol Res*. 2004 Nov;37(11):1739-45. doi: 10.1590/s0100-879x2004001100020. PMID: 15517091. Exclusion Code: X4.
943. Quirk-Baillet D, Flament MF, Allen A, et al. The Attitudes and Patterns of Eating (APE) Questionnaire: Development and factor analysis in a US adolescent community sample. *Eat Weight Disord*. 2012;17(2):e147-e56. doi: 10.1007/BF03325341. PMID: 2014-25672-012. Exclusion Code: X4.
944. Rahmani M, Omidi A, Asemi Z, et al. The effect of dialectical behaviour therapy on binge eating, difficulties in emotion regulation and BMI in overweight patients with binge-eating disorder: A randomized controlled trial. *Mental Health and Prevention*. 2018;9:13-8. doi: 10.1016/j.mhp.2017.11.002. PMID: 2018-08876-002. Exclusion Code: X11.
945. Ramsay R, Ward A, Treasure J, et al. Compulsory treatment in anorexia nervosa. Short-term benefits and long-term mortality. *Br J Psychiatry*. 1999 Aug;175:147-53. doi:

Appendix C. Excluded Studies

- 10.1192/bjp.175.2.147. PMID: 10627797. Exclusion Code: X3.
946. Ranzenhofer LM, Wilhelmy M, Hochschild A, et al. Peer mentorship as an adjunct intervention for the treatment of eating disorders: A pilot randomized trial. *Int J Eat Disord*. 2020 May;53(5):497-509. doi: 10.1002/eat.23258. PMID: 32159243. Exclusion Code: X3.
947. Råstam M, Gillberg IC, Gillberg C. Anorexia nervosa 6 years after onset: Part II. Comorbid psychiatric problems. *Compr Psychiatry*. 1995 Jan-Feb;36(1):70-6. doi: 10.1016/0010-440x(95)90101-z. PMID: 7705091. Exclusion Code: X9.
948. Rathner G, Bönsch C, Maurer G, et al. The impact of a 'guided self-help group' on bulimic women: a prospective 15 month study of attenders and non-attenders. *J Psychosom Res*. 1993 May;37(4):389-96. doi: 10.1016/0022-3999(93)90141-2. PMID: 8510065. Exclusion Code: X7.
949. Rathner G, Messner K. Detection of eating disorders in a small rural town: an epidemiological study. *Psychol Med*. 1993 Feb;23(1):175-84. doi: 10.1017/s0033291700038964. PMID: 8475206. Exclusion Code: X4.
950. Rathner G, Rainer B. The factor structure of the Anorexia Nervosa Inventory for Self-Rating in a population-based sample and derivation of a shortened form. *Eur Arch Psychiatry Clin Neurosci*. 1998;248(4):171-9. doi: 10.1007/s004060050035. PMID: 9810480. Exclusion Code: X7.
951. Rathner G, Rumpold G. Convergent validity of the eating disorder inventory and the anorexia nervosa inventory for self-rating in an Austrian nonclinical population. *Int J Eat Disord*. 1994 Dec;16(4):381-93. doi: 10.1002/1098-108x(199412)16:4<381::aid-eat2260160407>3.0.co;2-q. PMID: 7866417. Exclusion Code: X7.
952. Rausch Herscovici C. Lunch session, weight gain and their interaction with the psychopathology of anorexia nervosa in adolescents. *Vertex (buenos aires, argentina)*. 2006;17(65):7-15. PMID: CN-00563476. Exclusion Code: X1.
953. Ravaldi C, Vannacci A, Truglia E, et al. The Eating Disorder Examination as a retrospective interview. *Eat Weight Disord*. 2004 Sep;9(3):228-31. doi: 10.1007/bf03325072. PMID: 15656019. Exclusion Code: X4.
954. Raymond NC, de Zwaan M, Mitchell JE, et al. Effect of a very low calorie diet on the diagnostic category of individuals with binge eating disorder. *Int J Eat Disord*. 2002 Jan;31(1):49-56. doi: 10.1002/eat.1110. PMID: 11835297. Exclusion Code: X7.
955. Reas DL, Grilo CM, Masheb RM. Reliability of the Eating Disorder Examination-Questionnaire in patients with binge eating disorder. *Behav Res Ther*. 2006 Jan;44(1):43-51. doi: 10.1016/j.brat.2005.01.004. PMID: 16301013. Exclusion Code: X7.
956. Reas DL, Øverås M, Rø O. Norms for the Eating Disorder Examination Questionnaire (EDE-Q) among high school and university men. *Eat Disord*. 2012;20(5):437-43. doi: 10.1080/10640266.2012.715523. PMID: 22985240. Exclusion Code: X7.
957. Reas DL, Rø O, Kapstad H, et al. Psychometric properties of the clinical impairment assessment: norms for young adult women. *Int J Eat Disord*. 2010 Jan;43(1):72-6.

Appendix C. Excluded Studies

- doi: 10.1002/eat.20653. PMID: 19260038. Exclusion Code: X9.
958. Reas DL, Stedal K, Lindvall Dahlgren C, et al. Impairment due to eating disorder pathology: Identifying the cut-off score on the Clinical Impairment Assessment in a clinical and community sample. *Int J Eat Disord*. 2016 Jun;49(6):635-8. doi: 10.1002/eat.22517. PMID: 26968998. Exclusion Code: X3.
959. Reas DL, Wisting L, Kapstad H, et al. Convergent validity of the eating disorder examination and the eating disorder examination-questionnaire among university women in Norway. *Eur Eat Disord Rev*. 2011 Jul-Aug;19(4):357-61. doi: 10.1002/erv.1068. PMID: 21714040. Exclusion Code: X9.
960. Reinking MF, Alexander LE. Prevalence of disordered-eating behaviors in undergraduate female collegiate athletes and nonathletes. *Journal of Athletic Training*. 2005;40(1):47-51. PMID: 2005-03889-001. Exclusion Code: X7.
961. Reyes-Rodríguez ML, Gulisano M, Silva Y, et al. "Las penas con pan duelen menos": The role of food and culture in Latinas with disordered eating behaviors. *Appetite*. 2016 May 1;100:102-9. doi: 10.1016/j.appet.2016.02.029. PMID: 26911262. Exclusion Code: X9.
962. Rhind C, Hibbs R, Goddard E, et al. Experienced Carers Helping Others (ECHO): protocol for a pilot randomised controlled trial to examine a psycho-educational intervention for adolescents with anorexia nervosa and their carers. *Eur Eat Disord Rev*. 2014 Jul;22(4):267-77. doi: 10.1002/erv.2298. PMID: 24888426. Exclusion Code: X9.
963. Rhodes P, Brown J, Madden S. The Maudsley model of family-based treatment for anorexia nervosa: a qualitative evaluation of parent-to-parent consultation. *J Marital Fam Ther*. 2009 Apr;35(2):181-92. doi: 10.1111/j.1752-0606.2009.00115.x. PMID: 19302516. Exclusion Code: X3.
964. Ribaldo JM, Cella D, Hahn EA, et al. Re-validation and shortening of the Functional Assessment of Anorexia/Cachexia Therapy (FAACT) questionnaire. *Qual Life Res*. 2000;9(10):1137-46. doi: 10.1023/a:1016670403148. PMID: 11401046. Exclusion Code: X3.
965. Ricca V, Mannucci E, Mezzani B, et al. Fluoxetine and fluvoxamine combined with individual cognitive-behaviour therapy in binge eating disorder: a one-year follow-up study. *Psychother Psychosom*. 2001 Nov-Dec;70(6):298-306. doi: 10.1159/000056270. PMID: 11598429. Exclusion Code: X7.
966. Richards LK, McHugh RK, Pratt EM, et al. Readability and comprehension of self-report binge eating measures. *Eat Behav*. 2013;14(2):167-70. doi: 10.1016/j.eatbeh.2013.02.003. PMID: 2013-12053-014. Exclusion Code: X7.
967. Richter F, Strauss B, Braehler E, et al. Screening disordered eating in a representative sample of the German population: Usefulness and psychometric properties of the German SCOFF questionnaire. *Eat Behav*. 2017 Apr;25:81-8. doi: 10.1016/j.eatbeh.2016.06.022. PMID: 27354266. Exclusion Code: X7.
968. Richter F, Strauss B, Braehler E, et al. Psychometric properties of a short version of the Eating Attitudes Test (EAT-8) in a German representative sample. *Eat Behav*. 2016

Appendix C. Excluded Studies

- Apr;21:198-204. doi: 10.1016/j.eatbeh.2016.03.006. PMID: 26978119. Exclusion Code: X7.
969. Rienecke RD, Accurso EC, Lock J, et al. Expressed Emotion, Family Functioning, and Treatment Outcome for Adolescents with Anorexia Nervosa. *Eur Eat Disord Rev.* 2016 Jan;24(1):43-51. doi: 10.1002/erv.2389. PMID: 26201083. Exclusion Code: X9.
970. Rigaud D, Brondel L, Poupard AT, et al. A randomized trial on the efficacy of a 2-month tube feeding regimen in anorexia nervosa: A 1-year follow-up study. *Clin Nutr.* 2007 Aug;26(4):421-9. doi: 10.1016/j.clnu.2007.03.012. PMID: 17499892. Exclusion Code: X5.
971. Rissanen A, Naukkarinen H, Virkkunen M, et al. Fluoxetine normalizes increased cardiac vagal tone in bulimia nervosa. *J Clin Psychopharmacol.* 1998 Feb;18(1):26-32. doi: 10.1097/00004714-199802000-00005. PMID: 9472839. Exclusion Code: X7.
972. Riva G, Bacchetta M, Baruffi M, et al. Virtual-reality-based multidimensional therapy for the treatment of body image disturbances in binge eating disorders: a preliminary controlled study. *IEEE Trans Inf Technol Biomed.* 2002 Sep;6(3):224-34. doi: 10.1109/titb.2002.802372. PMID: 12381039. Exclusion Code: X3.
973. Rivas T, Bersabé R, Jiménez M, et al. The Eating Attitudes Test (EAT-26): reliability and validity in Spanish female samples. *Span J Psychol.* 2010 Nov;13(2):1044-56. doi: 10.1017/s1138741600002687. PMID: 20977051. Exclusion Code: X4.
974. Rivas T, Franco K, Bersabé R, et al. Spanish version of the eating attitudes test 40: dimensionality, reliability, convergent and criterion validity. *Span J Psychol.* 2013;16:E59. doi: 10.1017/sjp.2013.61. PMID: 24230922. Exclusion Code: X3.
975. Rizvi SL, Peterson CB, Crow SJ, et al. Test-retest reliability of the eating disorder examination. *Int J Eat Disord.* 2000 Nov;28(3):311-6. doi: 10.1002/1098-108x(200011)28:3<311::aid-eat8>3.0.co;2-k. PMID: 10942917. Exclusion Code: X4.
976. Rø Ø, Reas DL, Stedal K. Eating Disorder Examination Questionnaire (EDE-Q) in Norwegian Adults: Discrimination between Female Controls and Eating Disorder Patients. *Eur Eat Disord Rev.* 2015 Sep;23(5):408-12. doi: 10.1002/erv.2372. PMID: 26094887. Exclusion Code: X4.
977. Robert SA, Ghani RA, Zainuddin S, et al. The influence of a GLP-1 analogue, liraglutide on binge eating behaviour among obese healthy participants. *Obesity research and clinical practice.* 2013;7:e39. doi: 10.1016/j.orcp.2013.12.576. PMID: CN-01060707. Exclusion Code: X13.
978. Robertson B, Wu J, Fant RV, et al. Assessment of Amphetamine Withdrawal Symptoms of Lisdexamfetamine Dimesylate Treatment for Adults With Binge-Eating Disorder. *Prim Care Companion CNS Disord.* 2020 Mar 26;22(2)doi: 10.4088/PCC.19m02540. PMID: 32237290. Exclusion Code: X9.
979. Robin AL, Siegel PT, Koepke T, et al. Family therapy versus individual therapy for adolescent females with anorexia nervosa. *J Dev Behav Pediatr.* 1994 Apr;15(2):111-6. PMID: 8034762. Exclusion Code: X7.

Appendix C. Excluded Studies

980. Robinson AH, Safer DL. Moderators of dialectical behavior therapy for binge eating disorder: Results from a randomized controlled trial. *Int J Eat Disord*. 2012;45(4):597-602. doi: 10.1002/eat.20932. PMID: 2012-09430-016. Exclusion Code: X7.
981. Robinson AL, Strahan E, Girz L, et al. 'I know I can help you': parental self-efficacy predicts adolescent outcomes in family-based therapy for eating disorders. *Eur Eat Disord Rev*. 2013 Mar;21(2):108-14. doi: 10.1002/erv.2180. PMID: 22556060. Exclusion Code: X7.
982. Robinson P, Barrett B, Bateman A, et al. Study Protocol for a randomized controlled trial of mentalization based therapy against specialist supportive clinical management in patients with both eating disorders and symptoms of borderline personality disorder. *BMC Psychiatry*. 2014 Feb 21;14:51. doi: 10.1186/1471-244x-14-51. PMID: 24555511. Exclusion Code: X7.
983. Robinson P, Hellier J, Barrett B, et al. The NOURISHED randomised controlled trial comparing mentalisation-based treatment for eating disorders (MBT-ED) with specialist supportive clinical management (SSCM-ED) for patients with eating disorders and symptoms of borderline personality disorder. *Trials*. 2016 Nov 17;17(1):549. doi: 10.1186/s13063-016-1606-8. PMID: 27855714. Exclusion Code: X7.
984. Robinson P, Serfaty M. Getting better byte by byte: a pilot randomised controlled trial of email therapy for bulimia nervosa and binge eating disorder. *Eur Eat Disord Rev*. 2008 Mar;16(2):84-93. doi: 10.1002/erv.818. PMID: 17879223. Exclusion Code: X14.
985. Robinson PH, Checkley SA, Russell GF. Suppression of eating by fenfluramine in patients with bulimia nervosa. *Br J Psychiatry*. 1985 Feb;146:169-76. doi: 10.1192/bjp.146.2.169. PMID: 3856458. Exclusion Code: X5.
986. Robinson TN, Banda JA, Hale L, et al. Screen media exposure and obesity in children and adolescents. *Pediatrics*. 2017;140(5, Supp 2):S97-S101. doi: 10.1542/peds.2016-1758K. PMID: 2018-42994-010. Exclusion Code: X2.
987. Rodgers RF, Schaefer LM, Thompson JK, et al. Psychometric properties of the Sociocultural Attitudes Towards Appearance Questionnaire-4 (SATAQ-4) in French women and men. *Body Image*. 2016 Jun;17:143-51. doi: 10.1016/j.bodyim.2016.03.002. PMID: 27081747. Exclusion Code: X4.
988. Rodrigues T, Vaz AR, Silva C, et al. Eating Disorder-15 (ED-15): Factor structure, psychometric properties, and clinical validation. *Eur Eat Disord Rev*. 2019 Nov;27(6):682-91. doi: 10.1002/erv.2694. PMID: 31257707. Exclusion Code: X3.
989. Rodríguez-Cano T, Beato-Fernández L, Belmonte-Llario A. New contributions to the prevalence of eating disorders in Spanish adolescents: detection of false negatives. *Eur Psychiatry*. 2005 Mar;20(2):173-8. doi: 10.1016/j.eurpsy.2004.04.002. PMID: 15797703. Exclusion Code: X7.
990. Rodríguez-Fernández A, Axpe I, Goñi A. Psychometric properties of a shortened version of the Physical Self-Concept Questionnaire (PSQ-S). *Actas Esp Psiquiatr*. 2015 Jul-Aug;43(4):125-32. PMID: 26150056. Exclusion Code: X4.

Appendix C. Excluded Studies

991. Roehrig M, Thompson JK, Brannick M, et al. Dissonance-based eating disorder prevention program: a preliminary dismantling investigation. *Int J Eat Disord.* 2006 Jan;39(1):1-10. doi: 10.1002/eat.20217. PMID: 16254869. Exclusion Code: X3.
992. Rohrbach PJ, Dingemans AE, Spinhoven P, et al. A randomized controlled trial of an Internet-based intervention for eating disorders and the added value of expert-patient support: study protocol. *Trials.* 2019 Aug 16;20(1):509. doi: 10.1186/s13063-019-3574-2. PMID: 31420063. Exclusion Code: X7.
993. Rojo-Moreno L, García-Miralles I, Plumed J, et al. Children's eating attitudes test: validation in a sample of Spanish schoolchildren. *Int J Eat Disord.* 2011 Sep;44(6):540-6. doi: 10.1002/eat.20855. PMID: 20957702. Exclusion Code: X4.
994. Romano SJ, Halmi KA, Sarkar NP, et al. A placebo-controlled study of fluoxetine in continued treatment of bulimia nervosa after successful acute fluoxetine treatment. *Am J Psychiatry.* 2002 Jan;159(1):96-102. doi: 10.1176/appi.ajp.159.1.96. PMID: 11772696. Exclusion Code: X3.
995. Roncero M, Barrada JR, Perpiñá C. Measuring orthorexia nervosa: psychometric limitations of the ORTO-15. *Span J Psychol.* 2017 Sep 20;20:E41. doi: 10.1017/sjp.2017.36. PMID: 28929989. Exclusion Code: X2.
996. Rorty M, Yager J, Buckwalter JG, et al. Development and validation of the Parental Intrusiveness Rating Scale among bulimic and comparison women. *Int J Eat Disord.* 2000 Sep;28(2):188-201. doi: 10.1002/1098-108x(200009)28:2<188::aid-eat8>3.0.co;2-x. PMID: 10897081. Exclusion Code: X4.
997. Rose KS, Cooper MJ, Turner H. The eating disorder belief questionnaire: psychometric properties in an adolescent sample. *Eat Behav.* 2006 Nov;7(4):410-8. doi: 10.1016/j.eatbeh.2006.01.006. PMID: 17056419. Exclusion Code: X4.
998. Rose M, Davis J, Frampton I, et al. The Ravello Profile: development of a global standard neuropsychological assessment for young people with anorexia nervosa. *Clin Child Psychol Psychiatry.* 2011 Apr;16(2):195-202. doi: 10.1177/1359104511401191. PMID: 21502218. Exclusion Code: X4.
999. Rosen JC, Jones A, Ramirez E, et al. Body Shape Questionnaire: Studies of validity and reliability. *Int J Eat Disord.* 1996;20(3):315-9. doi: 10.1002/(SICI)1098-108X(199611)20:3<315::AID-EAT11>3.0.CO;2-Z. PMID: 1997-02125-011. Exclusion Code: X4.
1000. Rosenvinge JH, Engvik HA. Construction and validation of an anorexia nervosa scale on the MMPI. *Eat Weight Disord.* 1997 Sep;2(3):125-9. doi: 10.1007/bf03339962. PMID: 14655835. Exclusion Code: X4.
1001. Rosling A, Salonen Ros H, Swenne I. One-year outcome and incidence of anorexia nervosa and restrictive eating disorders among adolescent girls treated as out-patients in a family-based setting. *Ups J Med Sci.* 2016;121(1):50-9. doi: 10.3109/03009734.2016.1141810. PMID: 26915921. Exclusion Code: X9.
1002. Ross S. Acculturative stress, coping skills, and binge eating in African American women: ProQuest Information & Learning; 2015. Exclusion Code: X7.

Appendix C. Excluded Studies

1003. Rossiter EM, Agras WS, Telch CF, et al. Cluster B personality disorder characteristics predict outcome in the treatment of bulimia nervosa. *Int J Eat Disord*. 1993 May;13(4):349-57. doi: 10.1002/1098-108x(199305)13:4<349::aid-eat2260130403>3.0.co;2-c. PMID: 8490637. Exclusion Code: X7.
1004. Rothschild L, Stein D. Treatment monitoring: changes in affective distress and dependency following symptom alleviation of eating disorders. *J Am Psychoanal Assoc*. 2009 Apr;57(2):451-6. doi: 10.1177/00030651090570020908. PMID: 19516066. Exclusion Code: X3.
1005. Rothschild R, Quitkin HM, Quitkin FM, et al. A double-blind placebo-controlled comparison of phenelzine and imipramine in the treatment of bulimia in atypical depressives. *Int J Eat Disord*. 1994 Jan;15(1):1-9. doi: 10.1002/1098-108x(199401)15:1<1::aid-eat2260150102>3.0.co;2-e. PMID: 8124322. Exclusion Code: X9.
1006. Rouel M, Raman J, Hay P, et al. Validation of the Behaviour Rating Inventory of Executive Function - Adult Version (BRIEF-A) in the obese with and without binge eating disorder. *Eat Behav*. 2016 Dec;23:58-65. doi: 10.1016/j.eatbeh.2016.07.010. PMID: 27497274. Exclusion Code: X5.
1007. Rowe S, Jordan J, McIntosh V, et al. Dimensional measures of personality as a predictor of outcome at 5-year follow-up in women with bulimia nervosa. *Psychiatry Res*. 2011 Feb 28;185(3):414-20. doi: 10.1016/j.psychres.2010.07.017. PMID: 20692708. Exclusion Code: X7.
1008. Rowe SL, Jordan J, McIntosh VV, et al. Does avoidant personality disorder impact on the outcome of treatment for bulimia nervosa? *Int J Eat Disord*. 2010 Jul;43(5):420-7. doi: 10.1002/eat.20716. PMID: 19536877. Exclusion Code: X7.
1009. Rucci P, Maser JD. Instrument development in the Italy-USA Collaborative Spectrum Project. *Epidemiol Psychiatr Soc*. 2000 Oct-Dec;9(4):249-56. doi: 10.1017/s1121189x00008381. PMID: 11256057. Exclusion Code: X7.
1010. Ruddock HK, Christiansen P, Halford JCG, et al. The development and validation of the Addiction-like Eating Behaviour Scale. *Int J Obes (Lond)*. 2017 Nov;41(11):1710-7. doi: 10.1038/ijo.2017.158. PMID: 28676680. Exclusion Code: X9.
1011. Rueda-Jaimes GE, Camacho López PA, Rangel-Martínez-Villalba AM. Internal consistency and validity of the BITE for the screening of bulimia nervosa in university students, Colombia. *Eat Weight Disord*. 2008 Jun;13(2):e35-9. PMID: 18612252. Exclusion Code: X11.
1012. Ruffault A, Carette C, Lurbe IPK, et al. Randomized controlled trial of a 12-month computerized mindfulness-based intervention for obese patients with binge eating disorder: the MindOb study protocol. *Contemp Clin Trials*. 2016;49:126-33. doi: 10.1016/j.cct.2016.06.012. PMID: CN-01177316. Exclusion Code: X7.
1013. Ruggiero GM, Mauri MC, Omboni AC, et al. Nutritional management of anorexic patients with and without fluoxetine: 1-year follow-up. *Prog Neuropsychopharmacol Biol Psychiatry*. 2003 May;27(3):425-30. doi: 10.1016/s0278-5846(03)00029-0. PMID: 12691777. Exclusion Code: X7.

Appendix C. Excluded Studies

1014. Ruiz-Lázaro PM, Zapata MA, Calvo AI. The manualized zarima intervention: a pilot study of primary prevention of eating disorders. *Eur Child Adolesc Psychiatry*. 2013;22(2):S310-S1. doi: 10.1007/s00787-013-0423-9. PMID: CN-01006215. Exclusion Code: X13.
1015. Runfola CD, Kirby JS, Baucom DH, et al. A pilot open trial of UNITE-BED: A couple-based intervention for binge-eating disorder. *Int J Eat Disord*. 2018 Sep;51(9):1107-12. doi: 10.1002/eat.22919. PMID: 30189106. Exclusion Code: X7.
1016. Rush AJ, Zimmerman M, Wisniewski SR, et al. Comorbid psychiatric disorders in depressed outpatients: demographic and clinical features. *J Affect Disord*. 2005 Jul;87(1):43-55. doi: 10.1016/j.jad.2005.03.005. PMID: 15894381. Exclusion Code: X3.
1017. Russell GF, Checkley SA, Feldman J, et al. A controlled trial of d-fenfluramine in bulimia nervosa. *Clin Neuropharmacol*. 1988;11 Suppl 1:S146-59. PMID: 3052813. Exclusion Code: X5.
1018. Russell GF, Szmukler GI, Dare C, et al. An evaluation of family therapy in anorexia nervosa and bulimia nervosa. *Arch Gen Psychiatry*. 1987 Dec;44(12):1047-56. doi: 10.1001/archpsyc.1987.01800240021004. PMID: 3318754. Exclusion Code: X3.
1019. Russell J, Maguire S, Hunt GE, et al. Intranasal oxytocin in the treatment of anorexia nervosa: Randomized controlled trial during re-feeding. *Psychoneuroendocrinology*. 2018 Jan;87:83-92. doi: 10.1016/j.psyneuen.2017.10.014. PMID: 29049935. Exclusion Code: X8.
1020. Ruwaard J, Lange A, Broeksteeg J, et al. Online cognitive-behavioural treatment of bulimic symptoms: a randomized controlled trial. *Clin Psychol Psychother*. 2013 Jul-Aug;20(4):308-18. doi: 10.1002/cpp.1767. PMID: 22298417. Exclusion Code: X3.
1021. Ryujin DH, Breaux C, Marks AD. Symptoms of eating disorders among female distance runners: can the inconsistencies be unraveled? *Women Health*. 1999;30(1):71-83. doi: 10.1300/j013v30n01_05. PMID: 10813268. Exclusion Code: X7.
1022. Sabine EJ, Yonace A, Farrington AJ, et al. Bulimia nervosa: a placebo controlled double-blind therapeutic trial of mianserin. *Br J Clin Pharmacol*. 1983;15 Suppl 2(Suppl 2):195s-202s. doi: 10.1111/j.1365-2125.1983.tb05866.x. PMID: 6337607. Exclusion Code: X5.
1023. Safai-Kutti S. Oral zinc supplementation in anorexia nervosa. *Acta Psychiatr Scand Suppl*. 1990;361:14-7. PMID: 2291418. Exclusion Code: X7.
1024. Safer DL, Adler S, Dalai SS, et al. A randomized, placebo-controlled crossover trial of phentermine-topiramate er in patients with binge-eating disorder and bulimia nervosa. *Int J Eat Disord*. 2019doi: 10.1002/eat.23192. PMID: 2019-69468-001. Exclusion Code: X14.
1025. Safer DL, Adler S, Dalai SS, et al. A randomized, placebo-controlled crossover trial of phentermine-topiramate ER in patients with binge-eating disorder and bulimia nervosa. *Int J Eat Disord*. 2020 Feb;53(2):266-77. doi: 10.1002/eat.23192. PMID: 31721257. Exclusion Code: X3.
1026. Safer DL, Joyce EE. Does rapid response to two group psychotherapies for binge eating disorder predict abstinence? *Behav*

Appendix C. Excluded Studies

1027. *Res Ther.* 2011 May;49(5):339-45. doi: 10.1016/j.brat.2011.03.001. PMID: 21459363. Exclusion Code: X7.
1028. Safer DL, Robinson AH, Jo B. Outcome from a randomized controlled trial of group therapy for binge eating disorder: comparing dialectical behavior therapy adapted for binge eating to an active comparison group therapy. *Behav Ther.* 2010 Mar;41(1):106-20. doi: 10.1016/j.beth.2009.01.006. PMID: 20171332. Exclusion Code: X7.
1029. Safer DL, Telch CF, Agras WS. Dialectical behavior therapy for bulimia nervosa. *Am J Psychiatry.* 2001 Apr;158(4):632-4. doi: 10.1176/appi.ajp.158.4.632. PMID: 11282700. Exclusion Code: X10.
1030. Sala M, Breithaupt L, Bulik CM, et al. A Double-Blind, Randomized Pilot Trial of Chromium Picolinate for Overweight Individuals with Binge-Eating Disorder: Effects on Glucose Regulation. *J Diet Suppl.* 2017 Mar 4;14(2):191-9. doi: 10.1080/19390211.2016.1207124. PMID: 27835050. Exclusion Code: X5.
1031. Salbach-Andrae H, Klinkowski N, Holzhausen M, et al. The German version of the Anorectic Behavior Observation Scale (ABOS). *Eur Child Adolesc Psychiatry.* 2009 May;18(5):321-5. doi: 10.1007/s00787-008-0732-6. PMID: 19165534. Exclusion Code: X3.
1032. Sanchez-Armass O, Raffaelli M, Andrade FCD, et al. Validation of the SCOFF questionnaire for screening of eating disorders among Mexican university students. *Eat Weight Disord.* 2017 Mar;22(1):153-60. doi: 10.1007/s40519-016-0259-7. PMID: 26928282. Exclusion Code: X11.
1033. Sánchez-Ortiz VC, House J, Munro C, et al. "A computer isn't gonna judge you": a qualitative study of users' views of an internet-based cognitive behavioural guided self-care treatment package for bulimia nervosa and related disorders. *Eat Weight Disord.* 2011 Jun;16(2):e93-e101. doi: 10.1007/bf03325314. PMID: 21989103. Exclusion Code: X9.
1034. Sánchez-Ortiz VC, Munro C, Startup H, et al. The role of email guidance in internet-based cognitive-behavioural self-care treatment for bulimia nervosa. *Eur Eat Disord Rev.* 2011 Jul-Aug;19(4):342-8. doi: 10.1002/erv.1074. PMID: 21394832. Exclusion Code: X7.
1035. Santonastaso P, Favaretto G, Canton G. Anorexia nervosa in Italy: clinical features and outcome in a long-term follow-up study. *Psychopathology.* 1987;20(1):8-17. doi: 10.1159/000284473. PMID: 3628677. Exclusion Code: X3.
1036. Santonastaso P, Friederici S, Favaro A. Sertraline in the treatment of restricting anorexia nervosa: an open controlled trial. *J Child Adolesc Psychopharmacol.* 2001 Summer;11(2):143-50. doi: 10.1089/104454601750284045. PMID: 11436953. Exclusion Code: X7.
1037. Santonastaso P, Zanetti T, Sala A, et al. Prevalence of eating disorders in Italy: a survey on a sample of 16-year-old female students. *Psychother Psychosom.* 1996;65(3):158-62. doi:

Appendix C. Excluded Studies

1038. 10.1159/000289069. PMID: 8784948. Exclusion Code: X7. Santoncini CU, García FJ, Peresmitré GG. Psychometric Properties of the Attitudes Towards Body Figure Questionnaire in Mexican Female Students and Patients With Eating Disorders. *Eur Eat Disord Rev.* 2006;14(6):430-5. doi: 10.1002/erv.757. PMID: 2006-22617-011. Exclusion Code: X3.
1039. Sarto HM, Barcelo-Soler A, Herrera-Mercadal P, et al. Efficacy of a mindful-eating programme to reduce emotional eating in patients suffering from overweight or obesity in primary care settings: a cluster-randomised trial protocol. *BMJ open.* 2019;9(11)doi: 10.1136/bmjopen-2019-031327. PMID: CN-02052234. Exclusion Code: X7.
1040. Saunders JF, Eaton AA, Fitzsimmons-Craft EE. Body-, eating-, and exercise-related comparisons during eating disorder recovery and validation of the BEECOM-R. *Psychol Women Q.* 2019;43(4):494-508. doi: 10.1177/0361684319851718. PMID: 2019-75221-008. Exclusion Code: X4.
1041. Scagliusi FB, Polacow VO, Cordás TA, et al. Psychometric testing and applications of the Body Attitudes Questionnaire translated into Portuguese. *Percept Mot Skills.* 2005 Aug;101(1):25-41. doi: 10.2466/pms.101.1.25-41. PMID: 16350606. Exclusion Code: X9.
1042. Scagliusi FB, Polacow VO, Cordás TA, et al. Test-retest reliability and discriminant validity of the Restraint Scale translated into Portuguese. *Eat Behav.* 2005 Jan;6(1):85-93. doi: 10.1016/j.eatbeh.2004.06.001. PMID: 15567114. Exclusion Code: X3.
1043. Schacht M, Richter-Appelt H, Schulte-Markwort M, et al. Eating Pattern Inventory for Children: a new self-rating questionnaire for preadolescents. *J Clin Psychol.* 2006 Oct;62(10):1259-73. doi: 10.1002/jclp.20300. PMID: 16897691. Exclusion Code: X3.
1044. Schaefer LM, Burke NL, Thompson JK. Thin-ideal internalization: how much is too much? *Eat Weight Disord.* 2019 Oct;24(5):933-7. doi: 10.1007/s40519-018-0498-x. PMID: 29549566. Exclusion Code: X9.
1045. Schaefer LM, Burke NL, Thompson JK, et al. Development and validation of the Sociocultural Attitudes Towards Appearance Questionnaire-4 (SATAQ-4). *Psychol Assess.* 2015;27(1):54-67. doi: 10.1037/a0037917. PMID: 2014-41973-001. Exclusion Code: X4.
1046. Schaefer LM, Harriger JA, Heinberg LJ, et al. Development and validation of the sociocultural attitudes towards appearance questionnaire-4-revised (SATAQ-4R). *Int J Eat Disord.* 2017 Feb;50(2):104-17. doi: 10.1002/eat.22590. PMID: 27539814. Exclusion Code: X4.
1047. Schaefer LM, Smith KE, Leonard R, et al. Identifying a male clinical cutoff on the Eating Disorder Examination-Questionnaire (EDE-Q). *Int J Eat Disord.* 2018 Dec;51(12):1357-60. doi: 10.1002/eat.22972. PMID: 30480321. Exclusion Code: X3.
1048. Schaefer LM, Thompson JK. The development and validation of the Physical Appearance Comparison Scale-Revised (PACS-R). *Eat Behav.* 2014 Apr;15(2):209-17. doi: 10.1016/j.eatbeh.2014.01.001. PMID: 24854806. Exclusion Code: X4.
1049. Schaefer LM, Thompson JK. The development and validation of the

Appendix C. Excluded Studies

- Physical Appearance Comparison Scale-3 (PACS-3). *Psychol Assess.* 2018 Oct;30(10):1330-41. doi: 10.1037/pas0000576. PMID: 29781660. Exclusion Code: X4.
1050. Schag K, Leehr EJ, Martus P, et al. Impulsivity-focused group intervention to reduce binge eating episodes in patients with binge eating disorder: study protocol of the randomised controlled IMPULS trial. *BMJ open.* 2015;5(12):e009445. doi: 10.1136/bmjopen-2015-009445. PMID: CN-01179743. Exclusion Code: X7
1051. Schaumberg K, Zerwas S, Goodman E, et al. Anxiety disorder symptoms at age 10 predict eating disorder symptoms and diagnoses in adolescence. *J Child Psychol Psychiatry.* 2019 Jun;60(6):686-96. doi: 10.1111/jcpp.12984. PMID: 30353925. Exclusion Code: X7.
1052. Scheinberg Z, Koslowsky M, Bleich A, et al. Sensitivity, specificity, and positive predictive value as measures of prediction accuracy: The case of the EAT-26. *Educ Psychol Meas.* 1993 Fal 1993;53(3):831-9. doi: 10.1177/0013164493053003027. PMID: 1994-08059-001. Exclusion Code: X4.
1053. Schlegel S, Hartman A, Jagau F, et al. Handling secondary exercise dependence (SndExD): the Freiburg sport-therapy program for patients with eating disorders. *Journal of behavioral addictions.* 2018;7:140-. doi: 10.1556/JBA.7.2018.Suppl.1. PMID: CN-01646600. Exclusion Code: X13.
1054. Schlüter N, Schmidt R, Kittel R, et al. Loss of control eating in adolescents from the community. *Int J Eat Disord.* 2016 Apr;49(4):413-20. doi: 10.1002/eat.22488. PMID: 26711325. Exclusion Code: X7.
1055. Schmidt J, Martin A. Neurofeedback reduces overeating episodes in female restrained eaters: A randomized controlled pilot-study. *Appl Psychophysiol Biofeedback.* 2015;40(4):283-95. doi: 10.1007/s10484-015-9297-6. PMID: 2015-31542-001. Exclusion Code: X5.
1056. Schmidt J, Martin A. Neurofeedback against binge eating: A randomized controlled trial in a female subclinical threshold sample. *Eur Eat Disord Rev.* 2016;24(5):406-16. doi: 10.1002/erv.2453. PMID: 2016-38583-006. Exclusion Code: X3.
1057. Schmidt R, Kirsten T, Hiemisch A, et al. Interview-based assessment of avoidant/restrictive food intake disorder (ARFID): a pilot study evaluating an ARFID module for the Eating Disorder Examination. *Int J Eat Disord.* 2019 Apr;52(4):388-97. doi: 10.1002/eat.23063. PMID: 30843618. Exclusion Code: X7.
1058. Schmidt U, Lee S, Perkins S, et al. Do adolescents with eating disorder not otherwise specified or full-syndrome bulimia nervosa differ in clinical severity, comorbidity, risk factors, treatment outcome or cost? *Int J Eat Disord.* 2008;41(6):498-504. doi: 10.1002/eat.20533. PMID: 2008-11661-003. Exclusion Code: X7.
1059. Schmidt U, Magill N, Renwick B, et al. The Maudsley Outpatient Study of Treatments for Anorexia Nervosa and Related Conditions (MOSAIC): Comparison of the Maudsley Model of Anorexia Nervosa Treatment for Adults (MANTRA) with specialist supportive clinical management (SSCM) in outpatients with broadly defined anorexia nervosa: A randomized controlled trial. *J Consult Clin Psychol.* 2015 Aug;83(4):796-807. doi:

Appendix C. Excluded Studies

- 10.1037/ccp0000019. PMID: 25984803. Exclusion Code: X7.
1060. Schmidt U, Marks IM. Exposure plus prevention of bingeing vs. exposure plus prevention of vomiting in bulimia nervosa. A crossover study. *J Nerv Ment Dis*. 1989 May;177(5):259-66. doi: 10.1097/00005053-198905000-00002. PMID: 2708970. Exclusion Code: X7.
1061. Schmidt U, Oldershaw A, Jichi F, et al. Out-patient psychological therapies for adults with anorexia nervosa: randomised controlled trial. *Br J Psychiatry*. 2012;201(5):392-9. doi: 10.1192/bjp.bp.112.112078. PMID: CN-00850487. Exclusion Code: X7.
1062. Schmidt U, Renwick B, Lose A, et al. The MOSAIC study - comparison of the Maudsley Model of Treatment for Adults with Anorexia Nervosa (MANTRA) with Specialist Supportive Clinical Management (SSCM) in outpatients with anorexia nervosa or eating disorder not otherwise specified, anorexia nervosa type: study protocol for a randomized controlled trial. *Trials*. 2013 May 30;14:160. doi: 10.1186/1745-6215-14-160. PMID: 23721562. Exclusion Code: X7.
1063. Schoemaker C, van Strien T, van der Staak C. Validation of the eating disorders inventory in a nonclinical population using transformed and untransformed responses. *Int J Eat Disord*. 1994 May;15(4):387-93. doi: 10.1002/eat.2260150409. PMID: 8032353. Exclusion Code: X4.
1064. Schoemaker C, Verbraak M, Breteler R, et al. The discriminant validity of the Eating Disorder Inventory--2. *Br J Clin Psychol*. 1997 Nov;36(4):627-9. doi: 10.1111/j.2044-8260.1997.tb01268.x. PMID: 9403154. Exclusion Code: X3.
1065. Schulte EM, Gearhardt AN. Development of the Modified Yale Food Addiction Scale Version 2.0. *Eur Eat Disord Rev*. 2017 Jul;25(4):302-8. doi: 10.1002/erv.2515. PMID: 28370722. Exclusion Code: X7.
1066. Schützmann K, Schützmann M, Eckert J. The efficacy of outpatient client-centered psychotherapy for bulimia nervosa: results of a randomised controlled trial. *Psychother Psychosom Med Psychol*. 2010;60(2):52-63. doi: 10.1055/s-0029-1234134. PMID: CN-00742844. Exclusion Code: X1.
1067. Schwitzer A, Hatfield T, Jones AR, et al. Confirmation among college women: the eating disorders not otherwise specified diagnostic profile. *J Am Coll Health*. 2008 May-Jun;56(6):607-15. doi: 10.3200/jach.56.6.607-616. PMID: 18477514. Exclusion Code: X7.
1068. Sedgwick P. Measuring the performance of screening tests. *BMJ*. 2014 Jul 7;348:g4438. doi: 10.1136/bmj.g4438. PMID: 25001573. Exclusion Code: X12.
1069. Segura-García C, Aloí M, Rania M, et al. Ability of EDI-2 and EDI-3 to correctly identify patients and subjects at risk for eating disorders. *Eat Behav*. 2015 Dec;19:20-3. doi: 10.1016/j.eatbeh.2015.06.010. PMID: 26162592. Exclusion Code: X4.
1070. Sehm M, Warschburger P. The specificity of psychological factors associated with binge eating in adolescent boys and girls. *J Abnorm Child Psychol*. 2015;43(8):1563-71. doi: 10.1007/s10802-015-0026-7. PMID: 2015-20173-001. Exclusion Code: X7.

Appendix C. Excluded Studies

1071. Sehm M, Warschburger P. Prospective associations between binge eating and psychological risk factors in adolescence. *J Clin Child Adolesc Psychol*. 2018 Sep-Oct;47(5):770-84. doi: 10.1080/15374416.2016.1178124. PMID: 27399285. Exclusion Code: X7.
1072. Seidel M, Petermann J, Diestel S, et al. A naturalistic examination of negative affect and disorder-related rumination in anorexia nervosa. *Eur Child Adolesc Psychiatry*. 2016;25(11):1207-16. doi: 10.1007/s00787-016-0844-3. PMID: 2016-16357-001. Exclusion Code: X9.
1073. Selzer R, Hamill C, Bowes G, et al. The branched eating disorders test: validity in a nonclinical population. *Int J Eat Disord*. 1996 Jul;20(1):57-64. doi: 10.1002/(sici)1098-108x(199607)20:1<57::aid-eat7>3.0.co;2-3. PMID: 8807353. Exclusion Code: X7.
1074. Sepúlveda AR, Anastasiadou D, Parks M, et al. A controlled study of the Collaborative Care Skills Workshops versus Psycho-educational Workshops among Spanish caregivers of relatives with an eating disorder. *Eur Eat Disord Rev*. 2019 May;27(3):247-62. doi: 10.1002/erv.2658. PMID: 30549146. Exclusion Code: X5.
1075. Sepúlveda AR, Compte EJ, Faya M, et al. Spanish validation of the Eating Disorder Examination Questionnaire for Adolescents (EDE-Q-A): confirmatory factor analyses among a clinical sample. *Eat Disord*. 2019 Nov-Dec;27(6):565-76. doi: 10.1080/10640266.2019.1567154. PMID: 30758263. Exclusion Code: X7.
1076. Serfaty MA, Turkington D, Heap M, et al. Cognitive therapy versus dietary counselling in the outpatient treatment of anorexia nervosa: effects of the treatment phase. *Eur Eat Disord Rev*. 1999;7(5):334-50. doi: 10.1002/%28SICI%291099-0968%28199911%297:5%3C334::AID-ERV311%3E3.0.CO. PMID: CN-00270600. Exclusion Code: X7.
1077. Serier KN, Smith JE, Yeater EA. Confirmatory factor analysis and measurement invariance of the Eating Disorder Examination Questionnaire (EDE-Q) in a non-clinical sample of non-Hispanic White and Hispanic women. *Eat Behav*. 2018 Dec;31:53-9. doi: 10.1016/j.eatbeh.2018.08.004. PMID: 30142550. Exclusion Code: X4.
1078. Serrano-Troncoso E, Cañas L, Carbonell X, et al. Diagnostic Distribution of eating disorders: Comparison between DSMIV- TR and DSM-5. *Actas Esp Psiquiatr*. 2017 Jan;45(1):32-8. PMID: 28186317. Exclusion Code: X4.
1079. Shafi M, Salguero C, Finch SM. Anorexia à deux. Psychopathology and treatment of anorexia nervosa in latency-age siblings. *J Am Acad Child Psychiatry*. 1975 Autumn;14(4):617-32. doi: 10.1016/s0002-7138(09)61461-8. PMID: 1184857. Exclusion Code: X12.
1080. Shapiro JR, Berkman ND, Brownley KA, et al. Bulimia nervosa treatment: a systematic review of randomized controlled trials. *Int J Eat Disord*. 2007;40(4):321-36. doi: 10.1002/eat.20372. PMID: CN-01720676. Exclusion Code: X9.
1081. Shapiro JR, Reba-Harrelson L, Dymek-Valentine M, et al. Feasibility and acceptability of CD-ROM-based cognitive-behavioural treatment for binge-eating disorder. *Eur Eat Disord Rev*. 2007 May;15(3):175-84. doi:

Appendix C. Excluded Studies

- 10.1002/ery.787. PMID: 17676687. Exclusion Code: X10.
1082. Shapiro JR, Woolson SL, Hamer RM, et al. Evaluating binge eating disorder in children: development of the children's binge eating disorder scale (C-BEDS). *Int J Eat Disord*. 2007 Jan;40(1):82-9. doi: 10.1002/eat.20318. PMID: 16958120. Exclusion Code: X3.
1083. Sheehan DV, Sheehan KH, Shytle RD, et al. Reliability and validity of the Mini International Neuropsychiatric Interview for Children and Adolescents (MINI-KID). *J Clin Psychiatry*. 2010 Mar;71(3):313-26. doi: 10.4088/JCP.09m05305whi. PMID: 20331933. Exclusion Code: X4.
1084. Shelley-Ummenhofer J, MacMillan PD. Cognitive-behavioural treatment for women who binge eat. *Can J Diet Pract Res*. 2007 Autumn;68(3):139-42. doi: 10.3148/68.3.2007.139. PMID: 17784972. Exclusion Code: X7.
1085. Sherry SB, Hewitt PL, Besser A, et al. Self-oriented and socially prescribed perfectionism in the Eating Disorder Inventory Perfectionism subscale. *Int J Eat Disord*. 2004 Jan;35(1):69-79. doi: 10.1002/eat.10237. PMID: 14705159. Exclusion Code: X7.
1086. Shimura M, Horie H, Kumano H, et al. Reliability and validity of a Japanese version of the Eating Disorder Inventory. *Psychol Rep*. 2003 Feb;92(1):131-40. doi: 10.2466/pr0.2003.92.1.131. PMID: 12674271. Exclusion Code: X3.
1087. Shingleton RM, Pratt EM, Gorman B, et al. Motivational Text Message Intervention for Eating Disorders: a Single-Case Alternating Treatment Design Using Ecological Momentary Assessment. *Behav Ther*. 2016;47(3):325-38. doi: 10.1016/j.beth.2016.01.005. PMID: CN-01137903. Exclusion Code: X9.
1088. Shu CY, Watson HJ, Anderson RA, et al. A randomized controlled trial of unguided internet cognitive behaviour therapy for perfectionism in adolescents: Impact on risk for eating disorders. *Behav Res Ther*. 2019 Sep;120:103429. doi: 10.1016/j.brat.2019.103429. PMID: 31279221. Exclusion Code: X3.
1089. Signorini R, Sheffield J, Rhodes N, et al. The Effectiveness of Enhanced Cognitive Behavioural Therapy (CBT-E): A Naturalistic Study within an Out-Patient Eating Disorder Service. *Behav Cogn Psychother*. 2018 Jan;46(1):21-34. doi: 10.1017/s1352465817000352. PMID: 28625196. Exclusion Code: X7.
1090. Silbert MV. The weight gain effect of periactin in anorexic patients. *S Afr Med J*. 1971 Apr 3;45(14):374-7. PMID: 4928691. Exclusion Code: X3.
1091. Silén Y, Sipilä PN, Raevuori A, et al. DSM-5 eating disorders among adolescents and young adults in Finland: A public health concern. *Int J Eat Disord*. 2020 May;53(5):520-31. doi: 10.1002/eat.23236. PMID: 31999001. Exclusion Code: X9.
1092. Silva L, Gomes AR, Martins C. Psychological factors related to eating disordered behaviors: a study with Portuguese athletes. *Span J Psychol*. 2011 May;14(1):323-35. doi: 10.5209/rev_sjop.2011.v14.n1.29. PMID: 21568189. Exclusion Code: X7.
1093. Simeonov L, Cawley E, Kamboj S, et al. P.848 The effects of cognitive bias modification alone versus during reconsolidation of binge-eating memories: electrophysiological and behavioural

Appendix C. Excluded Studies

- changes during response inhibition. *Eur Neuropsychopharmacol.* 2019;29:S565-. doi: 10.1016/j.euroneuro.2019.09.711. PMID: CN-02051749. Exclusion Code: X7.
1094. Simmons JR, Smith GT, Hill KK. Validation of eating and dieting expectancy measures in two adolescent samples. *Int J Eat Disord.* 2002 May;31(4):461-73. doi: 10.1002/eat.10034. PMID: 11948651. Exclusion Code: X7.
1095. Simon W, Lambert MJ, Busath G, et al. Effects of providing patient progress feedback and clinical support tools to psychotherapists in an inpatient eating disorders treatment program: a randomized controlled study. *Psychother Res.* 2013;23(3):287-300. doi: 10.1080/10503307.2013.787497. PMID: 23656489. Exclusion Code: X8.
1096. Siren A, Cleverley K, Strudwick G, et al. Modification and initial psychometric evaluation of the Physical Health Attitude Scale for use in the Canadian mental health and addictions context. *Issues Ment Health Nurs.* 2018;39(11):946-53. doi: 10.1080/01612840.2018.1475523. PMID: 2018-41669-001. Exclusion Code: X4.
1097. Skinner HH, Haines J, Austin SB, et al. A prospective study of overeating, binge eating, and depressive symptoms among adolescent and young adult women. *J Adolesc Health.* 2012 May;50(5):478-83. doi: 10.1016/j.jadohealth.2011.10.002. PMID: 22525111. Exclusion Code: X7.
1098. Sloan DM, Mizes JS, Helbok C, et al. Efficacy of Sertraline for Bulimia Nervosa. *Int J Eat Disord.* 2004;36(1):48-54. doi: 10.1002/eat.20018. PMID: 2004-15631-006. Exclusion Code: X9.
1099. Sly R, Morgan JF, Mountford VA, et al. Predicting premature termination of hospitalised treatment for anorexia nervosa: the roles of therapeutic alliance, motivation, and behaviour change. *Eat Behav.* 2013 Apr;14(2):119-23. doi: 10.1016/j.eatbeh.2013.01.007. PMID: 23557806. Exclusion Code: X8.
1100. Smink FR, van Hoeken D, Oldehinkel AJ, et al. Prevalence and severity of DSM-5 eating disorders in a community cohort of adolescents. *Int J Eat Disord.* 2014 Sep;47(6):610-9. doi: 10.1002/eat.22316. PMID: 24903034. Exclusion Code: X9.
1101. Smith KA, Fairburn CG, Cowen PJ. Symptomatic relapse in bulimia nervosa following acute tryptophan depletion. *Arch Gen Psychiatry.* 1999 Feb;56(2):171-6. doi: 10.1001/archpsyc.56.2.171. PMID: 10025442. Exclusion Code: X3.
1102. Smitka K, Papezova H, Vondra K, et al. Short-term exercise combined with Acipimox administration induces an increase in plasma ACTH and its subsequent fall in the recovery phase in bulimic women. *Regul Pept.* 2013 Mar 10;182:45-52. doi: 10.1016/j.regpep.2012.12.010. PMID: 23318497. Exclusion Code: X3.
1103. Smolak L, Levine MP. Psychometric properties of the Children's Eating Attitudes Test. *Int J Eat Disord.* 1994 Nov;16(3):275-82. doi: 10.1002/1098-108x(199411)16:3<275::aid-eat2260160308>3.0.co;2-u. PMID: 7833961. Exclusion Code: X9.
1104. Soll E, Thomas B, Mitchell JE, et al. Lack of effect of naloxone on selection of nutrients by bulimic

Appendix C. Excluded Studies

- women. *The American Journal of Psychiatry*. 1989;146(6):803-. doi: 10.1176/ajp.146.6.803a. PMID: 1989-34107-001. Exclusion Code: X13.
1105. Solmi F, Hatch SL, Hotopf M, et al. Validation of the SCOFF questionnaire for eating disorders in a multiethnic general population sample. *Int J Eat Disord*. 2015 Apr;48(3):312-6. doi: 10.1002/eat.22373. PMID: 25504212. Exclusion Code: X14.
1106. Spangler DL. The Change in Eating Disorder Symptoms scale: scale development and psychometric properties. *Eat Behav*. 2010 Aug;11(3):131-7. doi: 10.1016/j.eatbeh.2009.12.003. PMID: 20434058. Exclusion Code: X3.
1107. Speranza M, Atger F, Corcos M, et al. Depressive psychopathology and adverse childhood experiences in eating disorders. *Eur Psychiatry*. 2003 Dec;18(8):377-83. doi: 10.1016/j.eurpsy.2003.04.001. PMID: 14680713. Exclusion Code: X9.
1108. Sperry S, Thompson JK, Roehrig M, et al. The influence of communicator weight on psychoeducational message acceptance in females with high vs. low levels of body image disturbance. *Eat Behav*. 2005 Jun;6(3):247-58. doi: 10.1016/j.eatbeh.2005.01.002. PMID: 15854871. Exclusion Code: X3.
1109. Spettigue W, Buchholz A, Henderson K, et al. Evaluation of the efficacy and safety of olanzapine as an adjunctive treatment for anorexia nervosa in adolescent females: a randomized, double-blind, placebo-controlled trial. *BMC Pediatr*. 2008 Jan 31;8:4. doi: 10.1186/1471-2431-8-4. PMID: 18234120. Exclusion Code: X3.
1110. Spettigue W, Maras D, Obeid N, et al. A psycho-education intervention for parents of adolescents with eating disorders: a randomized controlled trial. *Eat Disord*. 2015;23(1):60-75. doi: 10.1080/10640266.2014.940790. PMID: 25090010. Exclusion Code: X7.
1111. Squires C, Lalanne C, Murday N, et al. The influence of eating disorders on mothers' sensitivity and adaptation during feeding: a longitudinal observational study. *BMC Pregnancy Childbirth*. 2014 Aug 14;14:274. doi: 10.1186/1471-2393-14-274. PMID: 25123354. Exclusion Code: X9.
1112. Stacher G, Abatzi-Wenzel TA, Wiesnagrotzki S, et al. Gastric emptying, body weight and symptoms in primary anorexia nervosa. Long-term effects of cisapride. *Br J Psychiatry*. 1993 Mar;162:398-402. doi: 10.1192/bjp.162.3.398. PMID: 8453437. Exclusion Code: X3.
1113. Stacher G, Bergmann H, Granser-Vacariu GV, et al. Lack of systematic effects of the 5-hydroxytryptamine 3 receptor antagonist ICS 205-930 on gastric emptying and antral motor activity in patients with primary anorexia nervosa. *Br J Clin Pharmacol*. 1991 Dec;32(6):685-9. PMID: 1768560. Exclusion Code: X8.
1114. Stacher G, Bergmann H, Wiesnagrotzki S, et al. Intravenous cisapride accelerates delayed gastric emptying and increases antral contraction amplitude in patients with primary anorexia nervosa. *Gastroenterology*. 1987 Apr;92(4):1000-6. doi: 10.1016/0016-5085(87)90976-0. PMID: 3556983. Exclusion Code: X5.
1115. Stacher G, Peeters TL, Bergmann H, et al. Erythromycin effects on gastric emptying, antral motility and plasma

Appendix C. Excluded Studies

- motilin and pancreatic polypeptide concentrations in anorexia nervosa. *Gut*. 1993 Feb;34(2):166-72. doi: 10.1136/gut.34.2.166. PMID: 8432466. Exclusion Code: X7.
1116. Stanford SC, Lemberg R. Measuring eating disorders in men: development of the eating disorder assessment for men (EDAM). *Eat Disord*. 2012;20(5):427-36. doi: 10.1080/10640266.2012.715522. PMID: 22985239. Exclusion Code: X8.
1117. Stanford SC, Lemberg R. A clinical comparison of men and women on the Eating Disorder Inventory-3 (EDI-3) and the Eating Disorder Assessment for Men (EDAM). *Eating Disorders*. 2012;20(5):379-94. doi: 10.1080/10640266.2012.715516. PMID: 2012-25668-006. Exclusion Code: X8.
1118. Steele AL, Wade TD. A randomised trial investigating guided self-help to reduce perfectionism and its impact on bulimia nervosa: a pilot study. *Behav Res Ther*. 2008 Dec;46(12):1316-23. doi: 10.1016/j.brat.2008.09.006. PMID: 19007923. Exclusion Code: X7.
1119. Stefano EC, Wagner AF, Mond JM, et al. Loss of Control Over Eating Scale (LOCES): Validation in undergraduate men and women with and without eating disorder symptoms. *Eat Behav*. 2016 Dec;23:137-40. doi: 10.1016/j.eatbeh.2016.09.005. PMID: 27679970. Exclusion Code: X4.
1120. Stefano SC, Bacaltchuk J, Blay SL, et al. Antidepressants in short-term treatment of binge eating disorder: Systematic review and meta-analysis. *Eat Behav*. 2008;9(2):129-36. doi: 10.1016/j.eatbeh.2007.03.006. PMID: 2008-03043-001. Exclusion Code: X9.
1121. Stefani A, Salzer S, Reich G, et al. Cognitive-Behavioral and Psychodynamic Therapy in Female Adolescents With Bulimia Nervosa: A Randomized Controlled Trial. *J Am Acad Child Adolesc Psychiatry*. 2017 Apr;56(4):329-35. doi: 10.1016/j.jaac.2017.01.019. PMID: 28335877. Exclusion Code: X7.
1122. Steiger H, Joober R, Gauvin L, et al. Serotonin-system polymorphisms (5-HTTLPR and -1438G/A) and responses of patients with bulimic syndromes to multimodal treatments. *The Journal of Clinical Psychiatry*. 2008;69(10):1565-71. doi: 10.4088/JCP.v69n1006. PMID: 2009-02744-006. Exclusion Code: X7.
1123. Stein A, Woolley H, Senior R, et al. Treating disturbances in the relationship between mothers with bulimic eating disorders and their infants: a randomized, controlled trial of video feedback. *Am J Psychiatry*. 2006 May;163(5):899-906. doi: 10.1176/ajp.2006.163.5.899. PMID: 16648333. Exclusion Code: X7.
1124. Stein KF, Corte C, Chen DG, et al. A randomized clinical trial of an identity intervention programme for women with eating disorders. *Eur Eat Disord Rev*. 2013 Mar;21(2):130-42. doi: 10.1002/erv.2195. PMID: 23015537. Exclusion Code: X7.
1125. Stein KF, Hedger KM. Body weight and shape self-cognitions, emotional distress, and disordered eating in middle adolescent girls. *Arch Psychiatr Nurs*. 1997 Oct;11(5):264-75. doi: 10.1016/s0883-9417(97)80017-9. PMID: 9336995. Exclusion Code: X7.

Appendix C. Excluded Studies

1126. Stein KF, Wing J, Lewis A, et al. An eating disorder randomized clinical trial and attrition: Profiles and determinants of dropout. *Int J Eat Disord.* 2011;44(4):356-68. doi: 10.1002/eat.20800. PMID: 2011-08523-010. Exclusion Code: X7.
1127. Steinglass JE, Albano AM, Simpson HB, et al. Confronting fear using exposure and response prevention for anorexia nervosa: A randomized controlled pilot study. *Int J Eat Disord.* 2014;47(2):174-80. doi: 10.1002/eat.22214. PMID: 2014-04326-008. Exclusion Code: X8.
1128. Steinglass JE, Kaplan SC, Liu Y, et al. The (lack of) effect of alprazolam on eating behavior in anorexia nervosa: A preliminary report. *Int J Eat Disord.* 2014;47(8):901-4. doi: 10.1002/eat.22343. PMID: 2014-34886-001. Exclusion Code: X3.
1129. Steinhausen HC. Outcome of anorexia nervosa in the younger patient. *J Child Psychol Psychiatry.* 1997 Mar;38(3):271-6. doi: 10.1111/j.1469-7610.1997.tb01511.x. PMID: 9232473. Exclusion Code: X12.
1130. Stewart C, Voulgari S, Eisler I, et al. Multi-family therapy for bulimia nervosa in adolescence. In: Murray SB, Anderson LK, Cohn L, eds. *Innovations in family therapy for eating disorders: Novel treatment developments, patient insights, and the role of carers.* New York, NY: Routledge/Taylor & Francis Group; 2017:44-53. Exclusion Code: X12.
1131. Stewart DA, Carter JC, Drinkwater J, et al. Modification of eating attitudes and behavior in adolescent girls: a controlled study. *Int J Eat Disord.* 2001 Mar;29(2):107-18. doi: 10.1002/1098-108x(200103)29:2<107::aid-eat1000>3.0.co;2-1. PMID: 11429973. Exclusion Code: X7.
1132. Stewart DE, Robinson E, Goldbloom DS, et al. Infertility and eating disorders. *Am J Obstet Gynecol.* 1990 Oct;163(4 Pt 1):1196-9. doi: 10.1016/0002-9378(90)90688-4. PMID: 2220927. Exclusion Code: X3.
1133. Stewart TM, Pollard T, Hildebrandt T, et al. The Female Athlete Body project study: 18-month outcomes in eating disorder symptoms and risk factors. *Int J Eat Disord.* 2019 Nov;52(11):1291-300. doi: 10.1002/eat.23145. PMID: 31350934. Exclusion Code: X3.
1134. Stice E, Chase A, Stormer S, et al. A randomized trial of a dissonance-based eating disorder prevention program. *Int J Eat Disord.* 2001 Apr;29(3):247-62. doi: 10.1002/eat.1016. PMID: 11262503. Exclusion Code: X7.
1135. Stice E, Fisher M, Martinez E. Eating disorder diagnostic scale: additional evidence of reliability and validity. *Psychol Assess.* 2004 Mar;16(1):60-71. doi: 10.1037/1040-3590.16.1.60. PMID: 15023093. Exclusion Code: X4.
1136. Stice E, Marti CN, Cheng ZH. Effectiveness of a dissonance-based eating disorder prevention program for ethnic groups in two randomized controlled trials. *Behav Res Ther.* 2014;55:54-64. doi: 10.1016/j.brat.2014.02.002. PMID: 2014-10093-008. Exclusion Code: X7.
1137. Stice E, Marti CN, Spoor S, et al. Dissonance and healthy weight eating disorder prevention programs: long-term effects from a randomized efficacy trial. *J Consult Clin Psychol.* 2008 Apr;76(2):329-40. doi: 10.1037/0022-006x.76.2.329. PMID: 18377128. Exclusion Code: X5.

Appendix C. Excluded Studies

1138. Stice E, Mazotti L, Weibel D, et al. Dissonance prevention program decreases thin-ideal internalization, body dissatisfaction, dieting, negative affect, and bulimic symptoms: A preliminary experiment. *Int J Eat Disord*. 2000 Mar;27(2):206-17. doi: 10.1002/(sici)1098-108x(200003)27:2<206::aid-eat9>3.0.co;2-d. PMID: 10657894. Exclusion Code: X5.
1139. Stice E, Orjada K, Tristan J. Trial of a psychoeducational eating disturbance intervention for college women: a replication and extension. *Int J Eat Disord*. 2006 Apr;39(3):233-9. doi: 10.1002/eat.20252. PMID: 16498589. Exclusion Code: X3.
1140. Stice E, Presnell K, Groesz L, et al. Effects of a weight maintenance diet on bulimic symptoms in adolescent girls: an experimental test of the dietary restraint theory. *Health Psychol*. 2005 Jul;24(4):402-12. doi: 10.1037/0278-6133.24.4.402. PMID: 16045376. Exclusion Code: X3.
1141. Stice E, Rohde P, Butryn M, et al. Randomized controlled pilot trial of a novel dissonance-based group treatment for eating disorders. *Behav Res Ther*. 2015 Feb;65:67-75. doi: 10.1016/j.brat.2014.12.012. PMID: 25577189. Exclusion Code: X3.
1142. Stice E, Rohde P, Butryn ML, et al. Effectiveness trial of a selective dissonance-based eating disorder prevention program with female college students: Effects at 2- and 3-year follow-up. *Behav Res Ther*. 2015 Aug;71:20-6. doi: 10.1016/j.brat.2015.05.012. PMID: 26056749. Exclusion Code: X3.
1143. Stice E, Rohde P, Durant S, et al. A preliminary trial of a prototype Internet dissonance-based eating disorder prevention program for young women with body image concerns. *J Consult Clin Psychol*. 2012 Oct;80(5):907-16. doi: 10.1037/a0028016. PMID: 22506791. Exclusion Code: X3.
1144. Stice E, Rohde P, Shaw H, et al. Clinician-led, peer-led, and internet-delivered dissonance-based eating disorder prevention programs: Acute effectiveness of these delivery modalities. *J Consult Clin Psychol*. 2017 Sep;85(9):883-95. doi: 10.1037/ccp0000211. PMID: 28425735. Exclusion Code: X5.
1145. Stice E, Rohde P, Shaw H, et al. Randomized trial of a dissonance-based group treatment for eating disorders versus a supportive mindfulness group treatment. *J Consult Clin Psychol*. 2019 Jan;87(1):79-90. doi: 10.1037/ccp0000365. PMID: 30570303. Exclusion Code: X7.
1146. Stice E, Rohde P, Shaw H, et al. Efficacy trial of a selective prevention program targeting both eating disorder symptoms and unhealthy weight gain among female college students. *J Consult Clin Psychol*. 2012 Feb;80(1):164-70. doi: 10.1037/a0026484. PMID: 22122289. Exclusion Code: X3.
1147. Stice E, Rohde P, Shaw H, et al. Efficacy trial of a selective prevention program targeting both eating disorders and obesity among female college students: 1- and 2-year follow-up effects. *J Consult Clin Psychol*. 2013 Feb;81(1):183-9. doi: 10.1037/a0031235. PMID: 23231574. Exclusion Code: X3.
1148. Stice E, Shaw H, Burton E, et al. Dissonance and healthy weight eating disorder prevention programs: a randomized efficacy trial. *J*

Appendix C. Excluded Studies

- Consult Clin Psychol.* 2006 Apr;74(2):263-75. doi: 10.1037/0022-006x.74.2.263. PMID: 16649871. Exclusion Code: X3.
1149. Stice E, Telch CF, Rizvi SL. Development and validation of the Eating Disorder Diagnostic Scale: a brief self-report measure of anorexia, bulimia, and binge-eating disorder. *Psychol Assess.* 2000 Jun;12(2):123-31. doi: 10.1037//1040-3590.12.2.123. PMID: 10887758. Exclusion Code: X4.
1150. Stice E, Trost A, Chase A. Healthy weight control and dissonance-based eating disorder prevention programs: results from a controlled trial. *Int J Eat Disord.* 2003 Jan;33(1):10-21. doi: 10.1002/eat.10109. PMID: 12474195. Exclusion Code: X3.
1151. Stice E, Yokum S, Rohde P, et al. Randomized trial of a dissonance-based transdiagnostic group treatment for eating disorders: An evaluation of target engagement. *J Consult Clin Psychol.* 2019 Sep;87(9):772-86. doi: 10.1037/ccp0000430. PMID: 31403814. Exclusion Code: X14.
1152. Stiles-Shields C, DclinPsy BB, Lock J, et al. The effect of driven exercise on treatment outcomes for adolescents with anorexia and bulimia nervosa. *Int J Eat Disord.* 2015 May;48(4):392-6. doi: 10.1002/eat.22281. PMID: 24729068. Exclusion Code: X7.
1153. Stiles-Shields C, Touyz S, Hay P, et al. Therapeutic alliance in two treatments for adults with severe and enduring anorexia nervosa. *Int J Eat Disord.* 2013 Dec;46(8):783-9. doi: 10.1002/eat.22187. PMID: 24014042. Exclusion Code: X7.
1154. Støving RK, Andries A, Brixen KT, et al. Purging behavior in anorexia nervosa and eating disorder not otherwise specified: A retrospective cohort study. *Psychiatry Res.* 2012;198(2):253-8. doi: 10.1016/j.psychres.2011.10.009. PMID: 2012-06824-001. Exclusion Code: X3.
1155. Strandskov SW, Ghaderi A, Andersson H, et al. Effects of Tailored and ACT-Influenced Internet-Based CBT for Eating Disorders and the Relation Between Knowledge Acquisition and Outcome: A Randomized Controlled Trial. *Behav Ther.* 2017 Sep;48(5):624-37. doi: 10.1016/j.beth.2017.02.002. PMID: 28711113. Exclusion Code: X3.
1156. Strasser TJ, Pike KM, Walsh BT. The impact of prior substance abuse on treatment outcome for bulimia nervosa. *Addict Behav.* 1992;17(4):387-95. doi: 10.1016/0306-4603(92)90044-v. PMID: 1502972. Exclusion Code: X7.
1157. Striegel-Moore RH, Dohm FA, Kraemer HC, et al. Eating disorders in white and black women. *Am J Psychiatry.* 2003 Jul;160(7):1326-31. doi: 10.1176/appi.ajp.160.7.1326. PMID: 12832249. Exclusion Code: X7.
1158. Striegel-Moore RH, Rosselli F, Holtzman N, et al. Behavioral symptoms of eating disorders in Native Americans: results from the ADD Health Survey Wave III. *Int J Eat Disord.* 2011 Sep;44(6):561-6. doi: 10.1002/eat.20894. PMID: 21823140. Exclusion Code: X7.
1159. Striegel-Moore RH, Schreiber GB, Lo A, et al. Eating disorder symptoms in a cohort of 11 to 16-year-old black and white girls: the NHLBI growth and health study. *Int J Eat Disord.* 2000 Jan;27(1):49-66. doi: 10.1002/(sici)1098-108x(200001)27:1<49::aid-

Appendix C. Excluded Studies

- eat6>3.0.co;2-e. PMID: 10590449. Exclusion Code: X4.
1160. Striegel-Moore RH, Silberstein LR, Frensch P, et al. A prospective study of disordered eating among college students. *Int J Eat Disord*. 1989;8(5):499-509. doi: 10.1002/1098-108X(198909)8:5<499::AID-EAT2260080502>3.0.CO;2-A. PMID: 1990-07964-001. Exclusion Code: X7.
1161. Striegel-Moore RH, Wilson GT, DeBar L, et al. Cognitive behavioral guided self-help for the treatment of recurrent binge eating. *J Consult Clin Psychol*. 2010 Jun;78(3):312-21. doi: 10.1037/a0018915. PMID: 20515207. Exclusion Code: X7.
1162. Striegel-Moore RH, Wilson GT, Wilfley DE, et al. Binge eating in an obese community sample. *Int J Eat Disord*. 1998 Jan;23(1):27-37. doi: 10.1002/(sici)1098-108x(199801)23:1<27::aid-eat4>3.0.co;2-3. PMID: 9429916. Exclusion Code: X9.
1163. Strober M, Freeman R, Morrell W. Atypical anorexia nervosa: separation from typical cases in course and outcome in a long-term prospective study. *Int J Eat Disord*. 1999 Mar;25(2):135-42. doi: 10.1002/(sici)1098-108x(199903)25:2<135::aid-eat2>3.0.co;2-1. PMID: 10065390. Exclusion Code: X9.
1164. Stuhldreher N, Konnopka A, König HH, et al. Cost-of-illness and its determinants in anorexia nervosa: baseline results from the ANTOP study. *Journal of mental health policy and economics*. 2013;16:S33-S4. PMID: CN-01011084. Exclusion Code: X9.
1165. Stunkard A, Berkowitz R, Tanrikut C, et al. d-fenfluramine treatment of binge eating disorder. *Am J Psychiatry*. 1996;153(11):1455-9. doi: 10.1176/ajp.153.11.1455. PMID: CN-00132701. Exclusion Code: X5.
1166. Summers BJ, Coughle JR. Effects of an Appearance-Focused Interpretation Training Intervention on Eating Disorder Symptoms. *Behav Cogn Psychother*. 2018 Nov;46(6):676-89. doi: 10.1017/s1352465818000164. PMID: 29530107. Exclusion Code: X3.
1167. Sundblad C, Landén M, Eriksson T, et al. Effects of the androgen antagonist flutamide and the serotonin reuptake inhibitor citalopram in bulimia nervosa: a placebo-controlled pilot study. *J Clin Psychopharmacol*. 2005 Feb;25(1):85-8. doi: 10.1097/01.jcp.0000150222.31007.a9. PMID: 15643104. Exclusion Code: X14.
1168. Sundgot-Borgen J, Rosenvinge JH, Bahr R, et al. The effect of exercise, cognitive therapy, and nutritional counseling in treating bulimia nervosa. *Med Sci Sports Exerc*. 2002 Feb;34(2):190-5. doi: 10.1097/00005768-200202000-00002. PMID: 11828224. Exclusion Code: X7.
1169. Svedlund NE, Norring C, Ginsberg Y, et al. Are treatment results for eating disorders affected by ADHD symptoms? A one-year follow-up of adult females. *Eur Eat Disord Rev*. 2018 Jul;26(4):337-45. doi: 10.1002/erv.2598. PMID: 29717794. Exclusion Code: X7.
1170. Swami V, Stieger S, Harris AS, et al. Further investigation of the validity and reliability of the Photographic Figure Rating Scale for body image assessment. *J Pers Assess*. 2012;94(4):404-9. doi:

Appendix C. Excluded Studies

- 10.1080/00223891.2012.660293. PMID: 2012-16389-008. Exclusion Code: X9.
1171. Swanson SA, Aloisio KM, Horton NJ, et al. Assessing eating disorder symptoms in adolescence: is there a role for multiple informants? *Int J Eat Disord.* 2014 Jul;47(5):475-82. doi: 10.1002/eat.22250. PMID: 24436213. Exclusion Code: X7.
1172. Sweeney C. Screening for child and adolescent eating disorders in primary care settings: ProQuest Information & Learning; 2017. Exclusion Code: X12.
1173. Swenne I. Heart risk associated with weight loss in anorexia nervosa and eating disorders: electrocardiographic changes during the early phase of refeeding. *Acta Paediatr.* 2000 Apr;89(4):447-52. doi: 10.1080/080352500750028177. PMID: 10830458. Exclusion Code: X9.
1174. Swenne I. Weight and growth requirements for menarche in teenage girls with eating disorders, weight loss and primary amenorrhea. *Horm Res.* 2008;69(3):146-51. doi: 10.1159/000112587. PMID: 18219217. Exclusion Code: X9.
1175. Swenne I, Rosling A. No unexpected adverse events and biochemical side effects of olanzapine as adjunct treatment in adolescent girls with eating disorders. *J Child Adolesc Psychopharmacol.* 2011 Jun;21(3):221-7. doi: 10.1089/cap.2009.0098. PMID: 21663424. Exclusion Code: X7.
1176. Sysko R, Hildebrandt T, Wilson GT, et al. Heterogeneity moderates treatment response among patients with binge eating disorder. *J Consult Clin Psychol.* 2010 Oct;78(5):681-90. doi: 10.1037/a0019735. PMID: 20873903. Exclusion Code: X7.
1177. Sysko R, Roberto CA, Barnes RD, et al. Test-retest reliability of the proposed DSM-5 eating disorder diagnostic criteria. *Psychiatry Res.* 2012 Apr 30;196(2-3):302-8. doi: 10.1016/j.psychres.2011.12.021. PMID: 22401974. Exclusion Code: X4.
1178. Sysko R, Sha N, Wang Y, et al. Early response to antidepressant treatment in bulimia nervosa. *Psychol Med.* 2010;40(6):999-1005. doi: 10.1017/S0033291709991218. PMID: 2010-10691-012. Exclusion Code: X7.
1179. Sysko R, Walsh BT, Fairburn CG. Eating Disorder Examination-Questionnaire as a measure of change in patients with bulimia nervosa. *Int J Eat Disord.* 2005 Mar;37(2):100-6. doi: 10.1002/eat.20078. PMID: 15732070. Exclusion Code: X7.
1180. Tabler J, Schmitz RM, Geist C, et al. Reproductive outcomes among women with eating disorders or disordered eating behavior: does methodological approach shape Research Findings? *J Womens Health (Larchmt).* 2018 Nov;27(11):1389-99. doi: 10.1089/jwh.2017.6755. PMID: 29963940. Exclusion Code: X7.
1181. Tachikawa H, Yamaguchi N, Hatanaka K, et al. The Eating Disorder Inventory-2 in Japanese clinical and non-clinical samples: psychometric properties and cross-cultural implications. *Eat Weight Disord.* 2004 Jun;9(2):107-13. doi: 10.1007/bf03325053. PMID: 15330077. Exclusion Code: X9.
1182. Tanofsky-Kraff M, Morgan CM, Yanovski SZ, et al. Comparison of assessments of children's eating-disordered behaviors by interview and questionnaire. *Int J Eat Disord.* 2003 Mar;33(2):213-24. doi:

Appendix C. Excluded Studies

- 10.1002/eat.10128. PMID: 12616588. Exclusion Code: X4.
1183. Tanofsky-Kraff M, Ranzenhofer LM, Yanovski SZ, et al. Psychometric properties of a new questionnaire to assess eating in the absence of hunger in children and adolescents. *Appetite*. 2008;51(1):148-55. doi: 10.1016/j.appet.2008.01.001. PMID: 2008-05781-024. Exclusion Code: X7.
1184. Tanofsky-Kraff M, Schvey NA, Grilo CM. A developmental framework of binge-eating disorder based on pediatric loss of control eating. *Am Psychol*. 2020;75(2):189-203. doi: 10.1037/amp0000592. PMID: 2020-09435-006. Exclusion Code: X9.
1185. Tanofsky-Kraff M, Shomaker LB, Wilfley DE, et al. Targeted prevention of excess weight gain and eating disorders in high-risk adolescent girls: a randomized controlled trial. *Am J Clin Nutr*. 2014 Oct;100(4):1010-8. doi: 10.3945/ajcn.114.092536. PMID: 25240070. Exclusion Code: X5.
1186. Tantillo M, Sanftner J. The relationship between perceived mutuality and bulimic symptoms, depression, and therapeutic change in group. *Eat Behav*. 2003;3(4):349-64. PMID: CN-00473515. Exclusion Code: X7.
1187. Tasca G, Balfour L, Ritchie K, et al. CHANGE IN ATTACHMENT ANXIETY IS ASSOCIATED WITH IMPROVED DEPRESSION AMONG WOMEN WITH BINGE EATING DISORDER. *Psychotherapy (chicago, ill.)*. 2007;44(4):423-33. doi: 10.1037/0033-3204.44.4.423. PMID: CN-00708077. Exclusion Code: X7.
1188. Tasca GA, Illing V, Balfour L, et al. Psychometric properties of self-monitoring of eating disorder urges among treatment seeking women: ecological momentary assessment using a daily diary method. *Eat Behav*. 2009 Jan;10(1):59-61. doi: 10.1016/j.eatbeh.2008.10.004. PMID: 19171321. Exclusion Code: X7.
1189. Tasca GA, Koszycki D, Brugnera A, et al. Testing a stepped care model for binge-eating disorder: A two-step randomized controlled trial. *Psychol Med*. 2019;49(4):598-606. doi: 10.1017/S0033291718001277. PMID: 2018-25204-001. Exclusion Code: X7.
1190. Tasca GA, Ritchie K, Conrad G, et al. Attachment scales predict outcome in a randomized controlled trial of two group therapies for binge eating disorder: an aptitude by treatment interaction. *Psychotherapy research*. 2006;16(1):106-21. doi: 10.1080/10503300500090928. PMID: CN-00622530. Exclusion Code: X10.
1191. Tasca GA, Wood J, Demidenko N, et al. Using the PAI with an eating disordered population: scale characteristics, factor structure, and differences among diagnostic groups. *J Pers Assess*. 2002 Oct;79(2):337-56. doi: 10.1207/s15327752jpa7902_14. PMID: 12425395. Exclusion Code: X4.
1192. Tavoracci MP, Gillibert A, Zhu Soubise A, et al. Screening four broad categories of eating disorders: suitability of a clinical algorithm adapted from the SCOFF questionnaire. *BMC Psychiatry*. 2019 Nov 21;19(1):366. doi: 10.1186/s12888-019-2338-6. PMID: 31752796. Exclusion Code: X4.
1193. Taylor CB, Bryson S, Luce KH, et al. Prevention of eating disorders in at-risk college-age women. *Arch Gen Psychiatry*. 2006 Aug;63(8):881-8.

Appendix C. Excluded Studies

- doi: 10.1001/archpsyc.63.8.881.
PMID: 16894064. Exclusion Code: X5.
1194. Taylor CB, Kass AE, Trockel M, et al. Reducing eating disorder onset in a very high risk sample with significant comorbid depression: A randomized controlled trial. *J Consult Clin Psychol*. 2016 May;84(5):402-14. doi: 10.1037/ccp0000077. PMID: 26795936. Exclusion Code: X3.
1195. Telch CF, Agras WS, Linehan MM. Dialectical behavior therapy for binge eating disorder. *J Consult Clin Psychol*. 2001 Dec;69(6):1061-5. doi: 10.1037//0022-006x.69.6.1061. PMID: 11777110. Exclusion Code: X14.
1196. Ter Huurne ED, de Haan HA, Postel MG, et al. Long-term effectiveness of web-based cognitive behavioral therapy for patients with eating disorders. *Eat Weight Disord*. 2020 May 24doi: 10.1007/s40519-020-00929-0. PMID: 32449152. Exclusion Code: X9.
1197. ter Huurne ED, de Haan HA, Postel MG, et al. Web-Based Cognitive Behavioral Therapy for Female Patients With Eating Disorders: Randomized Controlled Trial. *J Med Internet Res*. 2015 Jun 18;17(6):e152. doi: 10.2196/jmir.3946. PMID: 26088580. Exclusion Code: X3.
1198. ter Huurne ED, de Haan HA, ten Napel-Schutz MC, et al. Is the Eating Disorder Questionnaire-Online (EDQ-O) a valid diagnostic instrument for the DSM-IV-TR classification of eating disorders? *Compr Psychiatry*. 2015 Feb;57:167-76. doi: 10.1016/j.comppsy.2014.10.019. PMID: 25464837. Exclusion Code: X4.
1199. ter Huurne ED, Postel MG, de Haan HA, et al. Effectiveness of a web-based treatment program using intensive therapeutic support for female patients with bulimia nervosa, binge eating disorder and eating disorders not otherwise specified: study protocol of a randomized controlled trial. *BMC Psychiatry*. 2013 Nov 16;13:310. doi: 10.1186/1471-244x-13-310. PMID: 24238630. Exclusion Code: X7.
1200. Tevendale HD. Physical appearance-related risk and protective factors for disordered eating among young adolescent White and African-American girls: ProQuest Information & Learning; 2004. Exclusion Code: X7.
1201. Thabrew H, D'Silva S, Darragh M, et al. Comparison of YouthCHAT, an Electronic Composite Psychosocial Screener, With a Clinician Interview Assessment for Young People: Randomized Controlled Trial. *J Med Internet Res*. 2019 Dec 3;21(12):e13911. doi: 10.2196/13911. PMID: 31793890. Exclusion Code: X7.
1202. Thackwray DE, Smith MC, Bodfish JW, et al. A comparison of behavioral and cognitive-behavioral interventions for bulimia nervosa. *J Consult Clin Psychol*. 1993 Aug;61(4):639-45. doi: 10.1037//0022-006x.61.4.639. PMID: 8370859. Exclusion Code: X7.
1203. Thaler L, Wilson S, Coelho JS, et al. Mandating weekly weight gain in a day treatment program for eating disorders. *Int J Eat Disord*. 2014 Jul;47(5):500-6. doi: 10.1002/eat.22246. PMID: 24431323. Exclusion Code: X7.
1204. Theisen FM, Linden A, König IR, et al. Spectrum of binge eating symptomatology in patients treated with clozapine and olanzapine. *J Neural Transm (Vienna)*. 2003 Jan;110(1):111-21. doi:

Appendix C. Excluded Studies

- 10.1007/s00702-002-0792-6. PMID: 12541016. Exclusion Code: X3.
1205. Theuwis L, Moens E, Braet C. Psychometric quality of the Dutch version of the Children's Eating Attitude Test in a community sample and a sample of overweight youngsters. *Psychol Belg.* 2009;49(4):311-30. doi: 10.5334/pb-49-4-311. PMID: 2010-13354-007. Exclusion Code: X4.
1206. Thiel A, Paul T. Test-retest reliability of the Eating Disorder Inventory 2. *J Psychosom Res.* 2006 Oct;61(4):567-9. doi: 10.1016/j.jpsychores.2006.02.015. PMID: 17011367. Exclusion Code: X7.
1207. Thiels C, Deb KS. EDDA: An eating disorder diagnostic algorithm according to ICD-11. *Eat Weight Disord.* 2014;19(1):111-4. doi: 10.1007/s40519-014-0102-y. PMID: 2014-36576-014. Exclusion Code: X5.
1208. Thien V, Thomas A, Markin D, et al. Pilot study of a graded exercise program for the treatment of anorexia nervosa. *Int J Eat Disord.* 2000 Jul;28(1):101-6. doi: 10.1002/(sici)1098-108x(200007)28:1<101::aid-eat12>3.0.co;2-v. PMID: 10800019. Exclusion Code: X5.
1209. Thompson D, Cachelin F, Striegel-Moore RH, et al. How many therapists? Practical guidance on investigating therapist effects in randomized controlled trials for eating disorders. *Int J Eat Disord.* 2012;45(5):670-6. doi: 10.1002/eat.22009. PMID: 2012-15623-006. Exclusion Code: X7.
1210. Thompson-Brenner H, Franko DL, Thompson DR, et al. Race/ethnicity, education, and treatment parameters as moderators and predictors of outcome in binge eating disorder. *J Consult Clin Psychol.* 2013;81(4):710-21. doi: 10.1037/a0032946. PMID: CN-00919293. Exclusion Code: X7.
1211. Thompson-Brenner H, Shingleton RM, Sauer-Zavala S, et al. Multiple measures of rapid response as predictors of remission in cognitive behavior therapy for bulimia nervosa. *Behav Res Ther.* 2015 Jan;64:9-14. doi: 10.1016/j.brat.2014.11.004. PMID: 25462877. Exclusion Code: X7.
1212. Thompson-Brenner H, Westen D. A naturalistic study of psychotherapy for bulimia nervosa, part 2: therapeutic interventions in the community. *J Nerv Ment Dis.* 2005 Sep;193(9):585-95. doi: 10.1097/01.nmd.0000178883.82580.18. PMID: 16131941. Exclusion Code: X9.
1213. Thompson-Brenner H, Westen D. A naturalistic study of psychotherapy for bulimia nervosa, part 1: comorbidity and therapeutic outcome. *J Nerv Ment Dis.* 2005 Sep;193(9):573-84. doi: 10.1097/01.nmd.0000178843.81100.eb. PMID: 16131940. Exclusion Code: X9.
1214. Thornton LM, Munn-Chernoff MA, Baker JH, et al. The Anorexia Nervosa Genetics Initiative (ANGI): Overview and methods. *Contemp Clin Trials.* 2018 Nov;74:61-9. doi: 10.1016/j.cct.2018.09.015. PMID: 30287268. Exclusion Code: X3.
1215. Thoyre SM, Pados BF, Park J, et al. Development and content validation of the Pediatric Eating Assessment Tool (Pedi-EAT). *Am J Speech Lang Pathol.* 2014;23(1):46-59. doi: 10.1044/1058-0360(2013/12-0069). PMID: 2014-29887-005. Exclusion Code: X7.
1216. Thoyre SM, Pados BF, Park J, et al. The Pediatric Eating Assessment

Appendix C. Excluded Studies

- Tool: Factor Structure and Psychometric Properties. *J Pediatr Gastroenterol Nutr.* 2018 Feb;66(2):299-305. doi: 10.1097/mpg.0000000000001765. PMID: 28953526. Exclusion Code: X4.
1217. Thurfjell B, Edlund B, Arinell H, et al. Psychometric properties of Eating Disorder Inventory for Children (EDI-C) in Swedish girls with and without a known eating disorder. *Eat Weight Disord.* 2003 Dec;8(4):296-303. doi: 10.1007/bf03325029. PMID: 15018379. Exclusion Code: X4.
1218. Timko CA, Fitzpatrick KK, Goulazian T, et al. Conducting a Pilot Randomized Controlled Trial on a Medical Inpatient Unit Utilizing Cognitive Remediation Therapy for Adolescents with Restrictive Eating Disorders: Protocol Updates and Reflections on Feasibility. *J Clin Psychol Med Settings.* 2020 Jun;27(2):226-34. doi: 10.1007/s10880-020-09704-w. PMID: 32052249. Exclusion Code: X3.
1219. Tobin LN, Lacroix E, von Ranson KM. Evaluating an abbreviated three-factor version of the Eating Disorder Examination Questionnaire in three samples. *Eat Behav.* 2019 Jan;32:18-22. doi: 10.1016/j.eatbeh.2018.11.003. PMID: 30476704. Exclusion Code: X4.
1220. Tod D, Morrison TG, Edwards C. Psychometric properties of Yelland and Tiggemann's Drive for Muscularity Scale. *Body Image.* 2012;9(3):421-4. doi: 10.1016/j.bodyim.2012.03.003. PMID: 2012-11337-001. Exclusion Code: X4.
1221. Todd L, Anthony S, Dipchand AI, et al. Body image and eating attitudes and behaviors among adolescent heart and lung transplant recipients: a brief report. *Prog Transplant.* 2012 Sep;22(3):259-63. doi: 10.7182/pit2012355. PMID: 22951503. Exclusion Code: X3.
1222. Tong J, Shi J, Wang J, et al. Validity and reliability of the Chinese language version of the eating disorder examination (CEDE) in mainland China: Implications for the identity and nosology of the eating disorders. *Int J Eat Disord.* 2011 Jan;44(1):76-80. doi: 10.1002/eat.20742. PMID: 20069567. Exclusion Code: X3.
1223. Torrent C, Vieta E, Garcia-Garcia M. Validation of the Barcelona Bipolar Eating Disorder Scale for bipolar patients with eating disturbances. *Psychopathology.* 2008;41(6):379-87. doi: 10.1159/000155216. PMID: 18787360. Exclusion Code: X3.
1224. Tortorella A, Fabrazzo M, Monteleone AM, et al. The role of drug therapies in the treatment of anorexia and bulimia nervosa: A review of the literature. *Journal of Psychopathology.* 2014;20(1):50-65. PMID: 2014-24558-007. Exclusion Code: X9.
1225. Touyz S, Le Grange D, Lacey H, et al. Treating severe and enduring anorexia nervosa: a randomized control trial. *Eur Psychiatry.* 2015;30:357-. PMID: CN-01084659. Exclusion Code: X7.
1226. Touyz S, Le Grange D, Lacey H, et al. Treating severe and enduring anorexia nervosa: a randomized controlled trial. *Psychol Med.* 2013 Dec;43(12):2501-11. doi: 10.1017/s0033291713000949. PMID: 23642330. Exclusion Code: X7.
1227. Touyz SW, Lennerts W, Arthur B, et al. Anaerobic exercise as an adjunct to refeeding patients with anorexia nervosa: Does it compromise weight gain? *Eur Eat Disord Rev.* 1993;1(3):177-82. doi:

Appendix C. Excluded Studies

- 10.1002/erv.2400010306. PMID: 1999-00129-004. Exclusion Code: X3.
1228. Trainor C, Gorrell S, Hughes EK, et al. Family-based treatment for adolescent anorexia nervosa: What happens to rates of comorbid diagnoses? *Eur Eat Disord Rev*. 2020 May;28(3):351-7. doi: 10.1002/erv.2725. PMID: 31995262. Exclusion Code: X7.
1229. Traviss GD, Heywood-Everett S, Hill AJ. Guided self-help for disordered eating: A randomised control trial. *Behav Res Ther*. 2011 Jan;49(1):25-31. doi: 10.1016/j.brat.2010.10.007. PMID: 21092933. Exclusion Code: X14.
1230. Treasure J, Schmidt U, Troop N, et al. First step in managing bulimia nervosa: controlled trial of therapeutic manual. *BMJ*. 1994 Mar 12;308(6930):686-9. doi: 10.1136/bmj.308.6930.686. PMID: 8142791. Exclusion Code: X3.
1231. Treasure J, Todd G, Brolly M, et al. A pilot study of randomised trial of cognitive analytical therapy vs educational behavioral therapy for adult anorexia nervosa. *Behav Res Ther*. 1995;33(4):363-7. doi: 10.1016/0005-7967(94)00070-Z. PMID: 1995-41258-001. Exclusion Code: X7.
1232. Treasure J, Todd G, Brolly M, et al. A pilot study of a randomised trial of cognitive analytical therapy vs educational behavioral therapy for adult anorexia nervosa. *Behav Res Ther*. 1995;33(4):363-7. doi: 10.1016/0005-7967(94)00070-z. PMID: CN-00114290. Exclusion Code: X7.
1233. Trottier K, McFarlane T, Olmsted MP, et al. The Weight Influenced Self-Esteem Questionnaire (WISE-Q): factor structure and psychometric properties. *Body Image*. 2013 Jan;10(1):112-20. doi: 10.1016/j.bodyim.2012.08.008. PMID: 23068567. Exclusion Code: X4.
1234. Tsai J, Navia B, McElroy SL, et al. 170 Efficacy and Safety of Dasotraline in Adults with Binge-Eating Disorder: A Randomized, Double-blind, Fixed-dose Trial. *CNS Spectr*. 2020 Apr;25(2):308-9. doi: 10.1017/s1092852920000863. PMID: 32331033. Exclusion Code: X13.
1235. Tseng MC, Fang D, Chang CH, et al. Identifying high-school dance students who will develop an eating disorder: a 1-year prospective study. *Psychiatry Res*. 2013 Oct 30;209(3):611-8. doi: 10.1016/j.psychres.2013.04.008. PMID: 23664298. Exclusion Code: X9.
1236. Tseng MC, Fang D, Lee MB. Comparative validity of the chinese versions of the bulimic inventory test edinburgh and eating attitudes test for DSM-IV eating disorders among high school dance and nondance students in Taiwan. *Int J Eat Disord*. 2014 Jan;47(1):105-11. doi: 10.1002/eat.22183. PMID: 24014499. Exclusion Code: X4.
1237. Tseng MC, Yao G, Hu FC, et al. Psychometric properties of the eating disorder inventory in clinical and nonclinical populations in Taiwan. *Assessment*. 2014 Feb;21(1):50-9. doi: 10.1177/1073191111428761. PMID: 22104191. Exclusion Code: X7.
1238. Tu C-Y, Tseng M-CM, Chang C-H, et al. Comparative validity of the Internet and paper-and-pencil versions of the Night Eating Questionnaire. *Compr Psychiatry*. 2017;75:53-61. doi: 10.1016/j.comppsy.2017.03.001. PMID: 2017-54080-011. Exclusion Code: X4.
1239. Turkiewicz G, Pinzon V, Lock J, et al. Feasibility, acceptability, and

Appendix C. Excluded Studies

- effectiveness of family-based treatment for adolescent anorexia nervosa: an observational study conducted in Brazil. *Braz J Psychiatry*. 2010 Jun;32(2):169-72. doi: 10.1590/s1516-44462010005000001. PMID: 20414591. Exclusion Code: X7.
1240. Turnbull SJ, Schmidt U, Troop NA, et al. Predictors of outcome for two treatments for bulimia nervosa: short and long-term. *Int J Eat Disord*. 1997;21(1):17-22. doi: 10.1002/(sici)1098-108x(199701)21:1<17::aid-eat2>3.0.co. PMID: CN-00193750. Exclusion Code: X7.
1241. Turner J, Batik M, Palmer LJ, et al. Detection and importance of laxative use in adolescents with anorexia nervosa. *J Am Acad Child Adolesc Psychiatry*. 2000 Mar;39(3):378-85. doi: 10.1097/00004583-200003000-00021. PMID: 10714059. Exclusion Code: X7.
1242. Tyler I, Birmingham CL. The interrater reliability of physical signs in patients with eating disorders. *Int J Eat Disord*. 2001 Nov;30(3):343-5. doi: 10.1002/eat.1094. PMID: 11767717. Exclusion Code: X4.
1243. Uehara T, Kawashima Y, Goto M, et al. Psychoeducation for the families of patients with eating disorders and changes in expressed emotion: A preliminary study. *Compr Psychiatry*. 2001 Mar-Apr;42(2):132-8. doi: 10.1053/comp.2001.21215. PMID: 11244149. Exclusion Code: X7.
1244. Uehara T, Takeuchi K, Ohmori I, et al. Factor-analytic study of the Anorectic Behavior Observation Scale in Japan: comparisons with the original Belgian study. *Psychiatry Res*. 2002 Aug 30;111(2-3):241-6. doi: 10.1016/s0165-1781(02)00143-9. PMID: 12374641. Exclusion Code: X7.
1245. Ujiie T, Kono M. Eating attitudes test in Japan. *Jpn J Psychiatry Neurol*. 1994 Sep;48(3):557-65. doi: 10.1111/j.1440-1819.1994.tb03014.x. PMID: 7891418. Exclusion Code: X7.
1246. Unikel Santoncini C, Bojorquez Chapela I, Díaz de León Vázquez C, et al. Validation of eating disorders examination questionnaire in Mexican women. *Int J Eat Disord*. 2018 Feb;51(2):146-54. doi: 10.1002/eat.22819. PMID: 29314174. Exclusion Code: X7.
1247. Valentine EG, Bodill KO, Watson HJ, et al. A randomized controlled trial of unguided internet cognitive-behavioral treatment for perfectionism in individuals who engage in regular exercise. *Int J Eat Disord*. 2018 Aug;51(8):984-8. doi: 10.1002/eat.22888. PMID: 29984418. Exclusion Code: X3.
1248. van den Berg E, Melisse B, Koenders J, et al. Online cognitive behavioral therapy enhanced for binge eating disorder: study protocol for a randomized controlled trial. *BMC Psychiatry*. 2020 Apr 29;20(1):190. doi: 10.1186/s12888-020-02604-1. PMID: 32349692. Exclusion Code: X7.
1249. van Furth EF, van Strien DC, Martina LM, et al. Expressed emotion and the prediction of outcome in adolescent eating disorders. *Int J Eat Disord*. 1996 Jul;20(1):19-31. doi: 10.1002/(sici)1098-108x(199607)20:1<19::aid-eat3>3.0.co;2-7. PMID: 8807349. Exclusion Code: X4.
1250. van Passel B, Danner U, Dingemans A, et al. Cognitive remediation therapy (CRT) as a treatment

Appendix C. Excluded Studies

- enhancer of eating disorders and obsessive compulsive disorders: study protocol for a randomized controlled trial. *BMC Psychiatry*. 2016 Nov 10;16(1):393. doi: 10.1186/s12888-016-1109-x. PMID: 27832747. Exclusion Code: X7.
1251. van Passel B, Danner UN, Dingemans AE, et al. Cognitive Remediation Therapy Does Not Enhance Treatment Effect in Obsessive-Compulsive Disorder and Anorexia Nervosa: A Randomized Controlled Trial. *Psychother Psychosom*. 2020 Feb 19;1-14. doi: 10.1159/000505733. PMID: 32074624. Exclusion Code: X7.
1252. van Strien T. The concurrent validity of a classification of dieters with low versus high susceptibility toward failure of restraint. *Addict Behav*. 1997 Sep-Oct;22(5):587-97. doi: 10.1016/s0306-4603(96)00069-x. PMID: 9347061. Exclusion Code: X7.
1253. van Strien T. The concurrent validity of a classification of dieters with low versus high susceptibility toward failure of restraint. *Addict Behav*. 1997;22(5):587-97. doi: 10.1016/S0306-4603(96)00069-X. PMID: 1998-10850-002. Exclusion Code: X4.
1254. van Strien T, Oosterveld P. The children's DEBQ for assessment of restrained, emotional, and external eating in 7- to 12-year-old children. *Int J Eat Disord*. 2008;41(1):72-81. doi: 10.1002/eat.20424. PMID: 2007-19817-009. Exclusion Code: X3.
1255. Vander Wal JS, Johnston KA, Dhurandhar NV. Psychometric properties of the State and Trait Food Cravings Questionnaires among overweight and obese persons. *Eat Behav*. 2007;8(2):211-23. doi: 10.1016/j.eatbeh.2006.06.002. PMID: 2007-03366-009. Exclusion Code: X4.
1256. Vander Wal JS, Stein RI, Blashill AJ. The EDE-Q, BULIT-R, and BEDT as self-report measures of binge eating disorder. *Eat Behav*. 2011 Dec;12(4):267-71. doi: 10.1016/j.eatbeh.2011.07.006. PMID: 22051358. Exclusion Code: X4.
1257. Vander Wal JS, Stein RI, Blashill AJ. The EDE-Q, BUILT-R, and BEDT as self-report measures of binge eating disorder. *Eat Behav*. 2011;12(4):267-71. doi: 10.1016/j.eatbeh.2011.07.006. PMID: 2011-18107-001. Exclusion Code: X9.
1258. Vandereycken W. Neuroleptics in the short-term treatment of anorexia nervosa. A double-blind placebo-controlled study with sulpiride. *Br J Psychiatry*. 1984 Mar;144:288-92. doi: 10.1192/bjp.144.3.288. PMID: 6367876. Exclusion Code: X3.
1259. Vandereycken W. The Eating Disorder Evaluation Scale (EDES). *Eating Disorders: The Journal of Treatment & Prevention*. 1993 Sum 1993;1(2):115-22. doi: 10.1080/10640269308248279. PMID: 1996-21710-001. Exclusion Code: X12.
1260. Vandereycken W, Pierloot R. Pimozide combined with behavior therapy in the short-term treatment of anorexia nervosa. A double-blind placebo-controlled cross-over study. *Acta Psychiatr Scand*. 1982 Dec;66(6):445-50. doi: 10.1111/j.1600-0447.1982.tb04501.x. PMID: 6758492. Exclusion Code: X3.
1261. Vanderlinden J, Adriaensen A, Vancampfort D, et al. A cognitive-behavioral therapeutic program for patients with obesity and binge eating disorder: Short- and long-term

Appendix C. Excluded Studies

- follow-up data of a prospective study. *Behav Modif.* 2012;36(5):670-86. doi: 10.1177/0145445512439313. PMID: 2012-25476-004. Exclusion Code: X7.
1262. Vannucci A, Ohannessian CM. Psychometric properties of the brief loss of control over eating scale (LOCES-B) in early adolescents. *Int J Eat Disord.* 2018 May;51(5):459-64. doi: 10.1002/eat.22845. PMID: 29469930. Exclusion Code: X4.
1263. Veisy F, Ahmadi SM, Sadeghi K, et al. The psychometric properties of Body Shape Questionnaire 8C in women with eating disorders. *Iranian Journal of Psychiatry and Clinical Psychology.* 2018 Win 2018;23(4):480-93. doi: 10.29252/nirp.ijpcp.23.4.480. PMID: 2018-19124-007. Exclusion Code: X4.
1264. Vella-Zarb RA, Mills JS, Westra HA, et al. A randomized controlled trial of motivational interviewing + self-help versus psychoeducation + self-help for binge eating. *Int J Eat Disord.* 2015;48(3):328-32. doi: 10.1002/eat.22242. PMID: 2014-17633-001. Exclusion Code: X7.
1265. Ventura M, Bauer B. Empowerment of women with purging-type bulimia nervosa through nutritional rehabilitation. *Eat Weight Disord.* 1999 Jun;4(2):55-62. doi: 10.1007/bf03339719. PMID: 11234243. Exclusion Code: X7.
1266. Veron-Guidry S, Williamson DA. Development of a body image assessment procedure for children and preadolescents. *Int J Eat Disord.* 1996 Nov;20(3):287-93. doi: 10.1002/(sici)1098-108x(199611)20:3<287::aid-eat8>3.0.co;2-k. PMID: 8912041. Exclusion Code: X4.
1267. Vervoort L, Naets T, De Guchtenaere A, et al. Using confidence interval-based estimation of relevance to explore bottom-up and top-down determinants of problematic eating behavior in children and adolescents with obesity from a dual pathway perspective. *Appetite.* 2020;150doi: 10.1016/j.appet.2020.104676. PMID: 2020-26882-001. Exclusion Code: X9.
1268. Vetrone G, Cuzzolaro M, Antonozzi I. Clinical and subthreshold eating disorders: case detection in adolescent schoolgirls. *Eat Weight Disord.* 1997 Mar;2(1):24-33. doi: 10.1007/bf03339946. PMID: 14655853. Exclusion Code: X4.
1269. Vetrone G, Cuzzolaro M, Antonozzi I, et al. Screening for eating disorders: false negatives and eating disorders not otherwise specified. *The European Journal of Psychiatry.* 2006;20(1):13-20. doi: 10.4321/S0213-61632006000100002. PMID: 2006-08739-002. Exclusion Code: X4.
1270. Viglione V, Muratori F, Maestro S, et al. Denial of symptoms and psychopathology in adolescent anorexia nervosa. *Psychopathology.* 2006;39(5):255-60. doi: 10.1159/000094723. PMID: 16864997. Exclusion Code: X3.
1271. Vignini A, D'Angelo M, Nanetti L, et al. Anorexia nervosa: a role for L-arginine supplementation in cardiovascular risk factors? *Int J Eat Disord.* 2010 Jul;43(5):464-71. doi: 10.1002/eat.20709. PMID: 19544555. Exclusion Code: X4.
1272. Vincent MA, McCabe MP, Ricciardelli LA. Factorial validity of the Bulimia Test-Revised in adolescent boys and girls. *Behav Res Ther.* 1999 Nov;37(11):1129-40. doi: 10.1016/s0005-7967(98)00199-5. PMID: 10500325. Exclusion Code: X4.

Appendix C. Excluded Studies

1273. Völker U, Jacobi C, Trockel MT, et al. Moderators and mediators of outcome in internet-based indicated prevention for eating disorders. *Behav Res Ther.* 2014;63:114-21. doi: 10.1016/j.brat.2014.09.008. PMID: 2014-55183-015. Exclusion Code: X5.
1274. von Brachel R, Hirschfeld G, Berner A, et al. Long-Term Effectiveness of Cognitive Behavioral Therapy in Routine Outpatient Care: A 5- to 20-Year Follow-Up Study. *Psychother Psychosom.* 2019;88(4):225-35. doi: 10.1159/000500188. PMID: 31121580. Exclusion Code: X3.
1275. von Ranson KM, Klump KL, Iacono WG, et al. The Minnesota Eating Behavior Survey: a brief measure of disordered eating attitudes and behaviors. *Eat Behav.* 2005 Dec;6(4):373-92. doi: 10.1016/j.eatbeh.2004.12.002. PMID: 16257811. Exclusion Code: X9.
1276. Waasdorp CE, Caboot JB, Robinson CA, et al. Screening military dependent adolescent females for disordered eating. *Mil Med.* 2007 Sep;172(9):962-7. doi: 10.7205/milmed.172.9.962. PMID: 17937360. Exclusion Code: X7.
1277. Wade T, Heath AC, Abraham S, et al. Assessing the prevalence of eating disorders in an Australian twin population. *Aust N Z J Psychiatry.* 1996 Dec;30(6):845-51. doi: 10.3109/00048679609065054. PMID: 9034476. Exclusion Code: X9.
1278. Wade T, Tiggemann M, Martin N, et al. A comparison of the Eating Disorder Examination and a general psychiatric schedule. *Aust N Z J Psychiatry.* 1997;31(6):852-7. doi: 10.3109/00048679709065511. PMID: 1997-41467-006. Exclusion Code: X4.
1279. Wade TD, Byrne S, Bryant-Waugh R. The eating disorder examination: norms and construct validity with young and middle adolescent girls. *Int J Eat Disord.* 2008 Sep;41(6):551-8. doi: 10.1002/eat.20526. PMID: 18433026. Exclusion Code: X4.
1280. Wade TD, O'Shea A. DSM-5 unspecified feeding and eating disorders in adolescents: What do they look like and are they clinically significant? *Int J Eat Disord.* 2015;48(4):367-74. doi: 10.1002/eat.22303. PMID: 2014-21477-001. Exclusion Code: X7.
1281. Wade TD, Tiggemann M, Bulik CM, et al. Shared temperament risk factors for anorexia nervosa: a twin study. *Psychosom Med.* 2008 Feb;70(2):239-44. doi: 10.1097/PSY.0b013e31815c40f1. PMID: 18158375. Exclusion Code: X7.
1282. Wagner AJ, Erickson CD, Tierney DK, et al. The diagnostic accuracy of screening tools to detect eating disorders in female athletes. *J Sport Rehab.* 2016;25(4):395-8. doi: 10.1123/jsr.2014-0337. PMID: 2017-01394-004. Exclusion Code: X9.
1283. Wagner C, Equit M, Niemczyk J, et al. Obesity, overweight, and eating problems in children with incontinence. *J Pediatr Urol.* 2015 Aug;11(4):202-7. doi: 10.1016/j.jpuro.2015.05.019. PMID: 26143486. Exclusion Code: X9.
1284. Wagner G, Penelo E, Wanner C, et al. Internet-delivered cognitive-behavioural therapy v conventional guided self-help for bulimia nervosa: Long-term evaluation of a randomised controlled trial. *Br J Psychiatry.* 2013;202(2):135-41. doi: 10.1192/bjp.bp.111.098582. PMID: 2013-07513-016. Exclusion Code: X7.

Appendix C. Excluded Studies

1285. Walker T, Watson HJ, Leach DJ, et al. Comparative study of children and adolescents referred for eating disorder treatment at a specialist tertiary setting. *Int J Eat Disord*. 2014 Jan;47(1):47-53. doi: 10.1002/eat.22201. PMID: 24166891. Exclusion Code: X7.
1286. Waller G. Bulimic attitudes in different eating disorders: Clinical utility of the BITE. *Int J Eat Disord*. 1992;11(1):73-8. doi: 10.1002/1098-108X(199201)11:1<73::AID-EAT2260110110>3.0.CO;2-3. PMID: 1992-18339-001. Exclusion Code: X3.
1287. Waller G, Evans J, Pugh M. Food for thought: a pilot study of the pros and cons of changing eating patterns within cognitive-behavioural therapy for the eating disorders. *Behav Res Ther*. 2013 Sep;51(9):519-25. doi: 10.1016/j.brat.2013.06.001. PMID: 23820156. Exclusion Code: X9.
1288. Waller G, Osman S. Emotional eating and eating psychopathology among non-eating-disordered women. *Int J Eat Disord*. 1998 May;23(4):419-24. doi: 10.1002/(sici)1098-108x(199805)23:4<419::aid-eat9>3.0.co;2-1. PMID: 9561432. Exclusion Code: X4.
1289. Wallis A. How Does Family Functioning Effect The Outcome of Family Based Treatment For Adolescents With Severe Anorexia Nervosa? *J Adolesc Health*. 2019;64(2):S51-S2. doi: 10.1016/j.jadohealth.2018.10.113. PMID: CN-01788013. Exclusion Code: X13.
1290. Wallis A, Miskovic-Wheatley J, Madden S, et al. Does continuing family-based treatment for adolescent anorexia nervosa improve outcomes in those not remitted after 20 sessions? *Clin Child Psychol Psychiatry*. 2018;23(4):592-600. doi: 10.1177/1359104518775145. PMID: 2018-48236-008. Exclusion Code: X8.
1291. Wallis A, Miskovic-Wheatley J, Madden S, et al. How does family functioning effect the outcome of family based treatment for adolescents with severe anorexia nervosa? *Journal of Eating Disorders*. 2017;5doi: 10.1186/s40337-017-0184-9. PMID: 2017-56378-001. Exclusion Code: X7.
1292. Walsh BT. Medication in the treatment of bulimia. *Adolesc Psychiatry*. 1986;13:437-45. PMID: 3524294. Exclusion Code: X9.
1293. Walsh BT, Agras WS, Devlin MJ, et al. Fluoxetine for bulimia nervosa following poor response to psychotherapy. *Am J Psychiatry*. 2000 Aug;157(8):1332-4. doi: 10.1176/appi.ajp.157.8.1332. PMID: 10910801. Exclusion Code: X3.
1294. Walsh BT, Fairburn CG, Mickley D, et al. Treatment of bulimia nervosa in a primary care setting. *Am J Psychiatry*. 2004 Mar;161(3):556-61. doi: 10.1176/appi.ajp.161.3.556. PMID: 14992983. Exclusion Code: X14.
1295. Walsh BT, Gladis M, Roose SP, et al. A controlled trial of phenelzine in bulimia. *Psychopharmacol Bull*. 1987;23(1):49-51. PMID: 3299445. Exclusion Code: X14.
1296. Walsh BT, Gladis M, Roose SP, et al. Phenelzine vs placebo in 50 patients with bulimia. *Arch Gen Psychiatry*. 1988 May;45(5):471-5. doi: 10.1001/archpsyc.1988.01800290091011. PMID: 3282482. Exclusion Code: X5.
1297. Walsh BT, Hadigan CM, Wong LM. Increased pulse and blood pressure associated with desipramine treatment of bulimia nervosa. *J Clin*

Appendix C. Excluded Studies

- Psychopharmacol.* 1992 Jun;12(3):163-8. PMID: 1629381. Exclusion Code: X7.
1298. Walsh BT, Stewart JW, Roose SP, et al. Treatment of bulimia with phenelzine. A double-blind, placebo-controlled study. *Arch Gen Psychiatry.* 1984 Nov;41(11):1105-9. doi: 10.1001/archpsyc.1983.01790220095015. PMID: 6388524. Exclusion Code: X5.
1299. Walsh BT, Stewart JW, Roose SP, et al. A double-blind trial of phenelzine in bulimia. *J Psychiatr Res.* 1985;19(2-3):485-9. doi: 10.1016/0022-3956(85)90058-5. PMID: 3900362. Exclusion Code: X14.
1300. Walsh BT, Wilson GT, Loeb KL, et al. Medication and psychotherapy in the treatment of bulimia nervosa. *Am J Psychiatry.* 1997 Apr;154(4):523-31. doi: 10.1176/ajp.154.4.523. PMID: 9090340. Exclusion Code: X7.
1301. Ward A, Ramsay R, Russell G, et al. Follow-up mortality study of compulsorily treated patients with anorexia nervosa. *Int J Eat Disord.* 2015 Nov;48(7):860-5. doi: 10.1002/eat.22377. PMID: 25545619. Exclusion Code: X3.
1302. Wardle J, Guthrie CA, Sanderson S, et al. Development of the Children's Eating Behaviour Questionnaire. *J Child Psychol Psychiatry.* 2001 Oct;42(7):963-70. doi: 10.1111/1469-7610.00792. PMID: 11693591. Exclusion Code: X3.
1303. Warren W. A study of anorexia nervosa in young girls. *J Child Psychol Psychiatry.* 1968 Oct;9(1):27-40. doi: 10.1111/j.1469-7610.1968.tb02205.x. PMID: 5729745. Exclusion Code: X9.
1304. Watkins B, Frampton I, Lask B, et al. Reliability and validity of the child version of the Eating Disorder Examination: a preliminary investigation. *Int J Eat Disord.* 2005 Sep;38(2):183-7. doi: 10.1002/eat.20165. PMID: 16134106. Exclusion Code: X3.
1305. Webb JB, Forman MJ. Evaluating the indirect effect of self-compassion on binge eating severity through cognitive-affective self-regulatory pathways. *Eat Behav.* 2013 Apr;14(2):224-8. doi: 10.1016/j.eatbeh.2012.12.005. PMID: 23557826. Exclusion Code: X7.
1306. Weintraub M, Sundaresan PR, Madan M, et al. Long-term weight control study. I (weeks 0 to 34). The enhancement of behavior modification, caloric restriction, and exercise by fenfluramine plus phentermine versus placebo. *Clin Pharmacol Ther.* 1992 May;51(5):586-94. doi: 10.1038/clpt.1992.69. PMID: 1587072. Exclusion Code: X7.
1307. Weintraub M, Sundaresan PR, Schuster B, et al. Long-term weight control study. V (weeks 190 to 210). Follow-up of participants after cessation of medication. *Clin Pharmacol Ther.* 1992 May;51(5):615-8. doi: 10.1038/clpt.1992.73. PMID: 1587076. Exclusion Code: X2.
1308. Weisman HL, Patten E, Montanez-Leaks M, et al. Validation of a six-item male body image concerns scale (MBICS). *Eat Disord.* 2014;22(5):420-34. doi: 10.1080/10640266.2014.925768. PMID: 24964387. Exclusion Code: X4.
1309. Weiss CV, Mills JS, Westra HA, et al. A preliminary study of motivational interviewing as a prelude to intensive treatment for an eating disorder. *Journal of eating disorders.* 2013;1(1)doi:

Appendix C. Excluded Studies

- 10.1186/2050-2974-1-34. PMID: CN-00980298. Exclusion Code: X7.
1310. Weiss L, Katzman M. Group treatment for bulimic women. *Ariz Med*. 1984 Feb;41(2):100-4. PMID: 6584098. Exclusion Code: X7.
1311. Welch E, Birgegård A, Parling T, et al. Eating disorder examination questionnaire and clinical impairment assessment questionnaire: general population and clinical norms for young adult women in Sweden. *Behav Res Ther*. 2011 Feb;49(2):85-91. doi: 10.1016/j.brat.2010.10.010. PMID: 21185552. Exclusion Code: X7.
1312. Welch E, Lagerström M, Ghaderi A. Body shape questionnaire: psychometric properties of the short version (BSQ-8C) and norms from the general Swedish population. *Body Image*. 2012 Sep;9(4):547-50. doi: 10.1016/j.bodyim.2012.04.009. PMID: 22721875. Exclusion Code: X4.
1313. Welch G, Hall A. The reliability and discriminant validity of three potential measures of bulimic behaviours. *J Psychiatr Res*. 1989;23(2):125-33. doi: 10.1016/0022-3956(89)90003-4. PMID: 2585344. Exclusion Code: X3.
1314. Welch G, Hall A. Is the prevalence of bulimia nervosa higher among tertiary education populations? *N Z Med J*. 1990 Oct 10;103(899):476-7. PMID: 2216131. Exclusion Code: X9.
1315. Welch G, Thompson L, Hall A. The BULIT-R: its reliability and clinical validity as a screening tool for DSM-III-R bulimia nervosa in a female tertiary education population. *Int J Eat Disord*. 1993 Jul;14(1):95-105. doi: 10.1002/1098-108x(199307)14:1<95::aid-eat2260140113>3.0.co;2-z. PMID: 8339105. Exclusion Code: X4.
1316. Wentz E, Gillberg IC, Anckarsäter H, et al. Adolescent-onset anorexia nervosa: 18-year outcome. *Br J Psychiatry*. 2009;194(2):168-74. doi: 10.1192/bjp.bp.107.048686. PMID: 2009-02230-012. Exclusion Code: X3.
1317. Wentz E, Gillberg IC, Anckarsäter H, et al. Reproduction and offspring status 18 years after teenage-onset anorexia nervosa--a controlled community-based study. *Int J Eat Disord*. 2009 Sep;42(6):483-91. doi: 10.1002/eat.20664. PMID: 19197980. Exclusion Code: X9.
1318. Wentz E, Gillberg IC, Anckarsäter H, et al. Somatic problems and self-injurious behaviour 18 years after teenage-onset anorexia nervosa. *Eur Child Adolesc Psychiatry*. 2012 Aug;21(8):421-32. doi: 10.1007/s00787-012-0274-9. PMID: 22484429. Exclusion Code: X3.
1319. Wermuth BM, Davis KL, Hollister LE, et al. Phenytoin treatment of the binge-eating syndrome. *Am J Psychiatry*. 1977 Nov;134(11):1249-53. doi: 10.1176/ajp.134.11.1249. PMID: 333952. Exclusion Code: X3.
1320. Wever MCM, Dingemans AE, Geerets T, et al. Screening for Binge Eating Disorder in people with obesity. *Obes Res Clin Pract*. 2018 May-Jun;12(3):299-306. doi: 10.1016/j.orep.2018.02.002. PMID: 29530586. Exclusion Code: X4.
1321. White HJ, Haycraft E, Goodwin H, et al. Eating disorder examination questionnaire: factor structure for adolescent girls and boys. *Int J Eat Disord*. 2014 Jan;47(1):99-104. doi: 10.1002/eat.22199. PMID: 24323527. Exclusion Code: X4.
1322. White JH. A comparison of two groups of women with bulimia nervosa on symptom onset. *Issues Ment Health Nurs*. 2000 Oct-

Appendix C. Excluded Studies

- Nov;21(7):671-90. doi: 10.1080/01612840050207608. PMID: 11855044. Exclusion Code: X9.
1323. White MA, Grilo CM. Psychometric properties of the Food Craving Inventory among obese patients with binge eating disorder. *Eat Behav.* 2005 Jun;6(3):239-45. doi: 10.1016/j.eatbeh.2005.01.001. PMID: 15854870. Exclusion Code: X4.
1324. White MA, Grilo CM. Diagnostic efficiency of DSM-IV indicators for binge eating episodes. *J Consult Clin Psychol.* 2011 Feb;79(1):75-83. doi: 10.1037/a0022210. PMID: 21261436. Exclusion Code: X4.
1325. Wild B, Friederich HC, Gross G, et al. The ANTOP study: focal psychodynamic psychotherapy, cognitive-behavioural therapy, and treatment-as-usual in outpatients with anorexia nervosa--a randomized controlled trial. *Trials.* 2009 Apr 23;10:23. doi: 10.1186/1745-6215-10-23. PMID: 19389245. Exclusion Code: X9.
1326. Wild B, Friederich HC, Zipfel S, et al. Predictors of outcomes in outpatients with anorexia nervosa - Results from the ANTOP study. *Psychiatry Res.* 2016 Oct 30;244:45-50. doi: 10.1016/j.psychres.2016.07.002. PMID: 27467700. Exclusion Code: X3.
1327. Wildes JE, Marcus MD, Cheng Y, et al. Emotion acceptance behavior therapy for anorexia nervosa: a pilot study. *Int J Eat Disord.* 2014 Dec;47(8):870-3. doi: 10.1002/eat.22241. PMID: 24407934. Exclusion Code: X3.
1328. Wildes JE, Marcus MD, Kalarchian MA, et al. Self-reported binge eating in severe pediatric obesity: impact on weight change in a randomized controlled trial of family-based treatment. *Int J Obes (Lond).* 2010 Jul;34(7):1143-8. doi: 10.1038/ijo.2010.35. PMID: 20157322. Exclusion Code: X3.
1329. Wilfley D, Berkowitz R, Goebel-Fabbri A, et al. Binge eating, mood, and quality of life in youth with type 2 diabetes: baseline data from the today study. *Diabetes Care.* 2011 Apr;34(4):858-60. doi: 10.2337/dc10-1704. PMID: 21357794. Exclusion Code: X7.
1330. Wilfley DE, Crow SJ, Hudson JI, et al. Efficacy of sibutramine for the treatment of binge eating disorder: a randomized multicenter placebo-controlled double-blind study. *Am J Psychiatry.* 2008 Jan;165(1):51-8. doi: 10.1176/appi.ajp.2007.06121970. PMID: 18056225. Exclusion Code: X5.
1331. Wilfley DE, Friedman MA, Dounchis JZ, et al. Comorbid psychopathology in binge eating disorder: relation to eating disorder severity at baseline and following treatment. *J Consult Clin Psychol.* 2000 Aug;68(4):641-9. PMID: 10965639. Exclusion Code: X5.
1332. Wilfley DE, Schreiber GB, Pike KM, et al. Eating disturbance and body image: a comparison of a community sample of adult black and white women. *Int J Eat Disord.* 1996 Dec;20(4):377-87. doi: 10.1002/(sici)1098-108x(199612)20:4<377::aid-eat5>3.0.co;2-k. PMID: 8953325. Exclusion Code: X7.
1333. Wilksch SM, O'Shea A, Taylor CB, et al. Online prevention of disordered eating in at-risk young-adult women: a two-country pragmatic randomized controlled trial. *Psychol Med.* 2018 Sep;48(12):2034-44. doi: 10.1017/s0033291717003567. PMID: 29233196. Exclusion Code: X3.

Appendix C. Excluded Studies

1334. Wilksch SM, O'Shea A, Wade TD. Depressive symptoms, alcohol and other drug use, and suicide risk: Prevention and treatment effects from a two-country online eating disorder risk reduction trial. *Int J Eat Disord*. 2018doi: 10.1002/eat.23005. PMID: 2018-66479-001. Exclusion Code: X3.
1335. Wilksch SM, Paxton SJ, Byrne SM, et al. Prevention Across the Spectrum: a randomized controlled trial of three programs to reduce risk factors for both eating disorders and obesity. *Psychol Med*. 2015 Jul;45(9):1811-23. doi: 10.1017/s003329171400289x. PMID: 25524249. Exclusion Code: X5.
1336. Wilksch SM, Paxton SJ, Byrne SM, et al. Outcomes of three universal eating disorder risk reduction programs by participants with higher and lower baseline shape and weight concern. *Int J Eat Disord*. 2017;50(1):66-75. doi: 10.1002/eat.22642. PMID: 2016-51510-001. Exclusion Code: X5.
1337. Williams CM, Tinley P, Curtin M, et al. Is idiopathic toe walking really idiopathic? The motor skills and sensory processing abilities associated with idiopathic toe walking gait. *J Child Neurol*. 2014;29(1):71-8. doi: 10.1177/0883073812470001. PMID: 2014-00237-013. Exclusion Code: X2.
1338. Williams GJ, Power KG, Miller HR, et al. Development and validation of the Stirling Eating Disorder Scales. *Int J Eat Disord*. 1994 Jul;16(1):35-43. doi: 10.1002/1098-108x(199407)16:1<35::aid-eat2260160103>3.0.co;2-4. PMID: 7920579. Exclusion Code: X3.
1339. Williams P, Hand DJ, Tarnopolsky A. The problem of screening for uncommon disorders: A comment on the Eating Attitudes Test. *Psychol Med*. 1982;12(2):431-4. doi: 10.1017/S003329170004678X. PMID: 1983-00117-001. Exclusion Code: X12.
1340. Williamson DA, Gleaves DH, Watkins PC, et al. Validation of self-ideal body size discrepancy as a measure of body dissatisfaction. *J Psychopathol Behav Assess*. 1993;15(1):57-68. doi: 10.1007/BF00964324. PMID: 1993-45877-001. Exclusion Code: X4.
1341. Wilmskoetter J, Bonilha H, Hong I, et al. Construct validity of the Eating Assessment Tool (EAT-10). *Disabil Rehabil*. 2019 Mar;41(5):549-59. doi: 10.1080/09638288.2017.1398787. PMID: 29117726. Exclusion Code: X4.
1342. Wilson GT, Loeb KL, Walsh BT, et al. Psychological versus pharmacological treatments of bulimia nervosa: predictors and processes of change. *J Consult Clin Psychol*. 1999 Aug;67(4):451-9. doi: 10.1037//0022-006x.67.4.451. PMID: 10450615. Exclusion Code: X7.
1343. Wilson GT, Rossiter E, Kleifield EI, et al. Cognitive-behavioral treatment of bulimia nervosa: a controlled evaluation. *Behav Res Ther*. 1986;24(3):277-88. doi: 10.1016/0005-7967(86)90187-7. PMID: 3460591. Exclusion Code: X7.
1344. Winkler LA, Bilenberg N, Hørder K, et al. Does specialization of treatment influence mortality in eating disorders?--A comparison of two retrospective cohorts. *Psychiatry Res*. 2015 Dec 15;230(2):165-71. doi: 10.1016/j.psychres.2015.08.032. PMID: 26391650. Exclusion Code: X9.
1345. Winzelberg AJ, Eppstein D, Eldredge KL, et al. Effectiveness of an Internet-based program for reducing risk factors for eating

Appendix C. Excluded Studies

- disorders. *J Consult Clin Psychol*. 2000 Apr;68(2):346-50. doi: 10.1037//0022-006x.68.2.346. PMID: 10780136. Exclusion Code: X3.
1346. Winzelberg AJ, Taylor CB, Sharpe T, et al. Evaluation of a computer-mediated eating disorder intervention program. *Int J Eat Disord*. 1998 Dec;24(4):339-49. doi: 10.1002/(sici)1098-108x(199812)24:4<339::aid-eat1>3.0.co;2-j. PMID: 9813759. Exclusion Code: X7.
1347. Wong Y, Chang YJ, Tsai MR, et al. The body image, weight satisfaction, and eating disorder tendency of school children: the 2-year follow-up study. *J Am Coll Nutr*. 2011 Apr;30(2):126-33. doi: 10.1080/07315724.2011.10719951. PMID: 21730220. Exclusion Code: X9.
1348. Woodside DB, Shekter-Wolfson L, Garfinkel PE, et al. Family interactions in bulimia nervosa: I Study design, comparisons to established population norms, and changes over the course of an intensive day hospital treatment program. *Int J Eat Disord*. 1995;17(2):105-15. doi: 10.1002/1098-108X(199503)17:2<105::AID-EAT2260170202>3.0.CO;2-P. PMID: 1995-34569-001. Exclusion Code: X9.
1349. Wu M, Li Z, Yu JE, et al. Multi-centered clinical study on effects of nano-amomi paste in treating children's anorexia. *Chin J Integr Med*. 2007 Mar;13(1):55-8. doi: 10.1007/s11655-007-0055-3. PMID: 17578320. Exclusion Code: X5.
1350. Wu S, Cai T, Luo X. Validation of the Dutch Eating Behavior Questionnaire (DEBQ) in a sample of Chinese adolescents. *Psychol Health Med*. 2017 Mar;22(3):282-8. doi: 10.1080/13548506.2016.1173712. PMID: 27080537. Exclusion Code: X4.
1351. Yager J, Landsverk J, Edelman CK. A 20-month follow-up study of 628 women with eating disorders, I: Course and severity. *Am J Psychiatry*. 1987 Sep;144(9):1172-7. doi: 10.1176/ajp.144.9.1172. PMID: 3477104. Exclusion Code: X5.
1352. Yager Z, O'Dea J. A controlled intervention to promote a healthy body image, reduce eating disorder risk and prevent excessive exercise among trainee health education and physical education teachers. *Health Educ Res*. 2010 Oct;25(5):841-52. doi: 10.1093/her/cyq036. PMID: 20656796. Exclusion Code: X5.
1353. Yates AJ, Sambrailo F. Bulimia nervosa: a descriptive and therapeutic study. *Behav Res Ther*. 1984;22(5):503-17. doi: 10.1016/0005-7967(84)90054-8. PMID: 6594993. Exclusion Code: X7.
1354. Yee K, Serrano D, Kando J, et al. A psychometric analysis and revalidation of the Yale-Brown Obsessive Compulsive Scale modified for Binge Eating in adults with binge eating disorder. *Qual Life Res*. 2019 Dec;28(12):3385-94. doi: 10.1007/s11136-019-02277-8. PMID: 31473907. Exclusion Code: X4.
1355. Young S, Touyz S, Meyer C, et al. Validity of Exercise Measures in Adults with Anorexia Nervosa: The EDE, Compulsive Exercise Test and Other Self-Report Scales. *Int J Eat Disord*. 2017 May;50(5):533-41. doi: 10.1002/eat.22633. PMID: 27696468. Exclusion Code: X4.
1356. Yu J, Stewart Agras W, Halmi KA, et al. A 1-year follow-up of a multi-center treatment trial of adults with anorexia nervosa. *Eat Weight*

Appendix C. Excluded Studies

- Disord.* 2011 Sep;16(3):e177-81. doi: 10.1007/bf03325129. PMID: 22290033. Exclusion Code: X7.
1357. Yucel B, Polat A, Ikiz T, et al. The Turkish version of the eating disorder examination questionnaire: reliability and validity in adolescents. *Eur Eat Disord Rev.* 2011 Nov-Dec;19(6):509-11. doi: 10.1002/erv.1104. PMID: 21400637. Exclusion Code: X9.
1358. Zaitsoff SL, Doyle AC, Hoste RR, et al. How do adolescents with bulimia nervosa rate the acceptability and therapeutic relationship in family-based treatment? *Int J Eat Disord.* 2008 Jul;41(5):390-8. doi: 10.1002/eat.20515. PMID: 18306343. Exclusion Code: X7.
1359. Zapata MA, Ruiz-Lázaro PM, Calvo AI, et al. Randomised controlled trial: results at 12 months follow-up. *Eur Child Adolesc Psychiatry.* 2015;24(1):S85-. doi: 10.1007/s00787-015-0714-4. PMID: CN-01098699. Exclusion Code: X13.
1360. Zenlea IS, Burton ET, Askins N, et al. Binge Eating at the Start of a Pediatric Weight Management Program. *Clin Pediatr (Phila).* 2015 Jun;54(6):585-8. doi: 10.1177/0009922814540042. PMID: 24961781. Exclusion Code: X9.
1361. Zerwas SC, Watson HJ, Hofmeier SM, et al. CBT4BN: A randomized controlled trial of online chat and face-to-face group therapy for bulimia nervosa. *Psychother Psychosom.* 2016;86(1):47-53. doi: 10.1159/000449025. PMID: 2016-61424-007. Exclusion Code: X7.
1362. Ziauddeen H, Chamberlain SR, Nathan PJ, et al. Effects of the mu-opioid receptor antagonist GSK1521498 on hedonic and consummatory eating behaviour: a proof of mechanism study in binge-eating obese subjects. *Mol Psychiatry.* 2013 Dec;18(12):1287-93. doi: 10.1038/mp.2012.154. PMID: 23147384. Exclusion Code: X5.
1363. Zickgraf HF, Ellis JM. Initial validation of the Nine Item Avoidant/Restrictive Food Intake disorder screen (NIAS): a measure of three restrictive eating patterns. *Appetite.* 2018 Apr 1;123:32-42. doi: 10.1016/j.appet.2017.11.111. PMID: 29208483. Exclusion Code: X7.
1364. Zickgraf HF, Lane-Loney S, Essayli JH, et al. Further support for diagnostically meaningful ARFID symptom presentations in an adolescent medicine partial hospitalization program. *Int J Eat Disord.* 2019 Apr;52(4):402-9. doi: 10.1002/eat.23016. PMID: 30632634. Exclusion Code: X9.
1365. Ziegler R, Sours JA. A naturalistic study of patients with anorexia nervosa admitted to a university medical center. *Compr Psychiatry.* 1968 Nov;9(6):644-51. doi: 10.1016/s0010-440x(68)80060-4. PMID: 5703311. Exclusion Code: X8.
1366. Zimmerman M, Mattia JI. The reliability and validity of a screening Questionnaire for 13 DSM-IV Axis I disorders (the Psychiatric Diagnostic Screening Questionnaire) in psychiatric outpatients. *J Clin Psychiatry.* 1999 Oct;60(10):677-83. doi: 10.4088/jcp.v60n1006. PMID: 10549684. Exclusion Code: X4.
1367. Zimmerman M, Mattia JI. The Psychiatric Diagnostic Screening Questionnaire: development, reliability and validity. *Compr Psychiatry.* 2001 May-Jun;42(3):175-89. doi: 10.1053/comp.2001.23126. PMID: 11349235. Exclusion Code: X4.

Appendix C. Excluded Studies

1368. Zipfel S, Wild B, Groß G, et al. Focal psychodynamic therapy, cognitive behaviour therapy, and optimised treatment as usual in outpatients with anorexia nervosa (ANTOP study): randomised controlled trial. *Lancet*. 2014 Jan 11;383(9912):127-37. doi: 10.1016/s0140-6736(13)61746-8. PMID: 24131861. Exclusion Code: X7.
1369. Zohar AH, Lev-Ari L, Bachner-Melman R. The EDE-Q in Hebrew: structural and convergent/divergent validity in a population sample. *Isr J Psychiatry Relat Sci*. 2017;54(3):15-20. PMID: 29735808. Exclusion Code: X7.
1370. Zunker C, Peterson CB, Cao L, et al. A receiver operator characteristics analysis of treatment outcome in binge eating disorder to identify patterns of rapid response. *Behav Res Ther*. 2010;48(12):1227-31. doi: 10.1016/j.brat.2010.08.007. PMID: 2010-23359-007. Exclusion Code: X7.

Appendix D Table 1. Quality Assessment of Parallel Randomized, Controlled Trials (KQ 4)

First Author, Year Trial Name	Randomization Process Domain	Deviations From Intended Interventions Domain	Missing Outcome Data Domain	Outcome Measurement Domain	Selection of Reported Result Domain	Overall ROB	Comments
Agras, 1989 ¹⁸	Some concerns	Low	High	Low	Some concerns	High	No analyses to correct for possible bias related to attrition. Greater number of dropouts in active treatment group vs. waitlist. No description of allocation sequence concealment.
Alfonsson, 2015 ¹⁹	Some concerns	Some concerns	Some concerns	Some concerns	Low	Some concerns	Differential missing data between treatment and outcome groups. Lack of information about allocation concealment. Some differences in baseline measures.
Alger, 1991 ²⁰	Some concerns	Low	High	Low	Some concerns	High	Differential early termination across treatment groups. Baseline characteristics only presented for study completers (n=55), rather than entire initial sample (n=69).
Arnold, 2002 ²¹	Low	Low	High	Low	Low	Some concerns	High amount of missing data in both groups; however, different reasons for each group. Potential for missingness to be dependent on true value of outcome.
Bachar, 1999 ²²	Some concerns	High	High	Low	Some concerns	High	Randomization process not described. No table of baseline characteristics or description in text by groups randomized. For both AN/BN (randomized separately), overall attrition was 25%. Missingness may depend on true outcome and affect results. Those who withdrew were excluded, no additional analyses to assess missing data.
Barlow, 1988 ²³	High	Low	High	Some concerns	Some concerns	High	No information about randomization process or balance at baseline. Approximately 50% population had data missing with different reasons for dropping out.
Cachelin, 2019 ²⁴	High	Some concerns	Some concerns	Low	Low	Some concerns	No reporting of randomization methods and suboptimal analyses to adjust for missing outcome data.

Appendix D Table 1. Quality Assessment of Parallel Randomized, Controlled Trials (KQ 4)

First Author, Year Trial Name	Randomization Process Domain	Deviations From Intended Interventions Domain	Missing Outcome Data Domain	Outcome Measurement Domain	Selection of Reported Result Domain	Overall ROB	Comments
Carrard, 2011 ²⁵	Low	Low	High	Some concerns	Some concerns	High	Overall, there were few baseline differences, except for EDI-2 body dissatisfaction. Risk of bias due to missing data. Assessors not blinded to treatment allocation. Participants and carers aware of assigned intervention as expected. Baseline assessors were not blind to treatment allocation.
Carter, 1998 ²⁶	Low	Low	High	Low	Some concerns	High	Lack of further description of those who dropped out by group or baseline characteristics; dropout was higher among intervention group, although measured differently. Unclear if there was a prespecified analysis plan.
Carter, 2003 ²⁷	Low	Low	Low	Low	Some concerns	Some concerns	No information on whether there was a prespecified analysis plan.
Carter, 2019 ²⁸	Some concerns	Some concerns	Some concerns	Low	Low	Some concerns	No information on the randomization process. Treatment status not blinded. Groups randomized to control rated treatment “less suitable” than those in active arm. Attrition ranged from 35-37% for posttreatment and 3-month followup. Noncompleters differed on some baseline scores compared with completers.
DeBar, 2011 ²⁹	Some concerns	Some concerns	High	Low	Some concerns	High	No information on concealment. Baseline difference by race-ethnicity. Participants were not prohibited from using treatment resources offered by the HMO throughout the study, and usual care involved advising participants at trial assignment of treatment options within the HMO. Approximately 13% had missing data. Unclear if there was a prespecified data analysis plan.
DeBar, 2013 ³⁰	Some concerns	Low	Some concerns	Low	Some concerns	Some concerns	No information on randomization and concealment. High amount of missing data (15%) on top of an already small sample not addressed in analyses. Unclear if there was a prespecified data analysis plan.

Appendix D Table 1. Quality Assessment of Parallel Randomized, Controlled Trials (KQ 4)

First Author, Year Trial Name	Randomization Process Domain	Deviations From Intended Interventions Domain	Missing Outcome Data Domain	Outcome Measurement Domain	Selection of Reported Result Domain	Overall ROB	Comments
Duarte, 2017 ³¹	Some concerns	High	High	High	Some concerns	High	No information on randomization and concealment. Dropout was high between those who were randomized and those who actually completed posttreatment assessment. No information on whether assessors of other scales had knowledge of intervention groups.
Fairburn, 2009 ³²	Low	Low	Low	Low	Some concerns	Some concerns	Lack of information about patient blinding, but carers were aware of assignments. Limited information on missing data. No information provided on analysis plan.
Golay, 2005 ³³	Low	High	High	Low	Low	High	Authors do not report on specific adverse effects or whether participants suspected they were receiving the active medication. Methods note ITT analysis, but authors excluded 18% of randomized participants who discontinued the trial prematurely and did not provide data at the final outcome assessment (24 weeks).
Goldstein, 1995 ³⁴	Low	Low	High	Low	Some concerns	High	High overall attrition of 43%, and significant differential attrition (8% fluoxetine vs. 26% placebo) suggests a high risk of attrition bias.
Grant, 2019 ³⁵	Low	Low	High	Some concern	Some concerns	High	Risk off bias due to lack of blinding. Unclear if a prespecified plan; only 45% of overall sample had efficacy data at baseline and week 12.
Green, 2016 ³⁶	Some concerns	Low	High	Low	Low	High	Lack of information about the randomization process. Large amount of missing data with suboptimal handling with mean imputation.
Green, 2017 ³⁷	Some concerns	Low	High	Some concerns	Low	High	Lack of information about the randomization process. No reporting of the extent of missing data and suboptimal handling of missing data that was present with mean imputation. Lack of blinding of outcome assessment.

Appendix D Table 1. Quality Assessment of Parallel Randomized, Controlled Trials (KQ 4)

First Author, Year Trial Name	Randomization Process Domain	Deviations From Intended Interventions Domain	Missing Outcome Data Domain	Outcome Measurement Domain	Selection of Reported Result Domain	Overall ROB	Comments
Green, 2018 ³⁸	Some concerns	Some concerns	Some concerns	Low	Some concerns	Some concerns	No information on randomization or allocation concealment. No table or description of whether randomized groups were similar at baseline or whether sample analyzed differed in these factors (authors note that a higher proportion randomized to control group chose not to enroll in the trial vs. intervention group). Missing data were addressed by single imputation, and additional analyses were conducted using multiple imputation. Authors noted a difference in results—findings from multiple imputations led to no statistically significant interactions between groups.
Grilo, 2005 ³⁹	Low	Low	Low	Some concerns	Some concerns	Some concerns	Potential risk of bias due to lack of blinding, selection of reported results.
Grilo, 2013 ⁴⁰	Low	Low	Low	Low	Low	Low	
Grilo, 2014 ⁴¹	Some concerns	Low	Some concerns	Low	Low	Some concerns	Randomization not described. Most baseline characteristics are similar (age, ethnicity, comorbidity); however, participants in the placebo group had a lower rate of college education (5%) than the treatment group (14%). Overall attrition was 15%, slightly higher in placebo group than treatment arm. Analyses addressed missing data using LOCF.
Guerdjikova, 2008 ⁴²	Low	Low	Some concerns	Low	Some concerns	Some concerns	Most enrolled participants had at least one baseline assessment (43/44 randomized); however, 21% withdrew early, including 25% in the treatment and 17% in placebo groups. Analyses included time trends for treatment response, as well as LOCF. No other analyses were conducted to assess bias.

Appendix D Table 1. Quality Assessment of Parallel Randomized, Controlled Trials (KQ 4)

First Author, Year Trial Name	Randomization Process Domain	Deviations From Intended Interventions Domain	Missing Outcome Data Domain	Outcome Measurement Domain	Selection of Reported Result Domain	Overall ROB	Comments
Guerdjikova, 2009 ⁴³	Low	Low	High	Low	Low	High	Of those randomized (n=51), most (n=49) had at least one postrandomization outcome measure; however, overall attrition was 35% and was higher in the lamotrigine group vs. placebo (44% vs. 29%). ITT analysis relied on LOCF; no other analyses performed to assess bias. Those who did not complete the study may have differed in terms of ED severity.
Guerdjikova, 2012 ⁴⁴	Low	Low	Some concerns	Low	Some concerns	Some concerns	High overall attrition (33%), and unclear how successfully statistical methods accounted for missing data (longitudinal analysis, LOCF modified ITT). Still, low differential attrition of only 5%, and reasons for discontinuation were mostly or entirely unrelated to the true value of the study's outcomes.
Guerdjikova, 2016 ⁴⁵	Low	Low	Some concerns	Low	Low	Low	
Hedges, 2003 ⁴⁶	Low	Low	High	Low	Some concerns	High	High overall attrition (41%), and although attrition was not significantly different between groups (12%, with 35% topiramate vs. 47% placebo), there were significantly more placebo patients than topiramate patients who dropped out because of "patient choice" (p=0.028). Unclear if this was related to severity of BN, but if so, unlikely that the study's ITT analysis accounted for resulting attrition bias.

Appendix D Table 1. Quality Assessment of Parallel Randomized, Controlled Trials (KQ 4)

First Author, Year Trial Name	Randomization Process Domain	Deviations From Intended Interventions Domain	Missing Outcome Data Domain	Outcome Measurement Domain	Selection of Reported Result Domain	Overall ROB	Comments
Hill, 2011 ⁴⁷	Low	Low	Some concerns	Low	Some concerns	Some concerns	Authors conducted ITT analysis that included all participants randomized; missing data were imputed based on an estimate of mean values from the sample. This may not address bias if those with missing data had worse outcomes; however, attrition was relatively low (13%) and not differential. Not clear if results were analyzed based on prespecified plan that was finalized before unblinded data were available.
Hoopes, 2003 ⁴⁸	Low	Low	High	Low	Some concerns	High	High overall attrition of 42%. Only ITT analyses were used to account for potential attrition bias. Relatively low differential attrition overall (10%), but a significantly greater N of patients discontinued placebo than topiramate because of “patient choice” (7 vs. 1, respectively). Unclear if allocation concealment was used.
Horne, 1988 ⁴⁹ KQ4	High	Some concerns	High	Low	Some concerns	High	Baseline differences based on baseline frequency of binge eating; results focused on completers, but reanalysis of data showed a greater impact of intervention. Measures were self-reported. ITT was not used. High attrition. No evidence that there was bias based on missing data. No information on why participants dropped out. Unclear if there was a prespecified analysis plan.
Hudson, 1998 ⁵⁰	Low	Low	High	Low	Some concerns	High	Potential bias from overall attrition (21%) and significant differential attrition with more fluvoxamine patients than placebo patients dropping out for adverse medical events (12% vs. 0%, respectively, p=0.03) or any reason (31% vs. 12%, respectively, p=0.04). Unclear that the study’s modified ITT and random regression analyses were successful at managing potential attrition bias.

Appendix D Table 1. Quality Assessment of Parallel Randomized, Controlled Trials (KQ 4)

First Author, Year Trial Name	Randomization Process Domain	Deviations From Intended Interventions Domain	Missing Outcome Data Domain	Outcome Measurement Domain	Selection of Reported Result Domain	Overall ROB	Comments
Hughes, 1986 ⁵¹	Low	Some concerns	High	Some concerns	Low	High	Unclear information about missing data. Deviations from the intended intervention.
Jacobi, 2012 ⁵²	Some concerns	High	High	Low	Some concerns	High	Average adherence across all intervention components was 66.2% and varied substantially by component. Study focused on completer's analysis only. Lack of reporting about allocation concealment or whether there was a prespecified analysis plan.
Kanerva, 1995 ⁵³	Some concerns	High	Some concerns	Low	Some concerns	Some concerns	No information on randomization and allocation sequence. Few baseline characteristics reported. Placebo group had higher total EDI score (80.5 vs. 69.4) than fluoxetine group at baseline. No analyses to address missing data; however, overall attrition was relatively low (8%) and did not differ between groups.
Kelly, 2014 ⁵⁴	Low	Low	Low	Low	Some concerns	Some concerns	Unclear whether assessors are blinded. Unclear if there was a prespecified analysis plan.
Laederach-Hofmann, 1999 ⁵⁵	Some concerns	Some concerns	Low	Low	Some concerns	Some concerns	Participants randomized to placebo vs. imipramine were slightly older (mean age 36 vs. 41 years) and had a significantly higher BMI and body weight (authors attributed this to two participants in the placebo group with a very high BMI/weight). Data appear to be available for nearly all participants, except for two who discontinued treatment (6.8%, one from each group).
Laessle, 1987 ⁵⁶	Low	Low	Low	Some concerns	Some concerns	Some concerns	Limited information about analyses or dropout rates. Small sample so high likelihood of missingness being dependent on true value of outcome. Limited selection of reported results.
Ljotsson, 2007 ⁵⁷	Low	Low	Low	Some concerns	Some concerns	Some concerns	All eligible outcomes were self-reported or self-conveyed to an assessor, and all patients knew what their assigned condition was.

Appendix D Table 1. Quality Assessment of Parallel Randomized, Controlled Trials (KQ 4)

First Author, Year Trial Name	Randomization Process Domain	Deviations From Intended Interventions Domain	Missing Outcome Data Domain	Outcome Measurement Domain	Selection of Reported Result Domain	Overall ROB	Comments
Masson, 2013 ⁵⁸	Low	Low	Some concerns	Low	Low	Some concerns	No information on concealment. High attrition, but reasons provided. No information on whether there was a prespecified analysis plan.
McCann, 1990 ⁵⁹	Some concerns	High	High	Low	Some concerns	High	No ITT analysis. Overall attrition was 23% and was higher among the intervention vs. control group (33% vs. 13%). Completers analysis only. No analyses to address missing data.
McElroy, 2000 ⁶⁰	Low	Low	Some concerns	Low	Some concerns	Some concerns	Potential bias from overall attrition (24%).
McElroy, 2003 ⁶¹	Some concerns	Low	High	Low	Some concerns	High	The small sample size makes the study especially susceptible to attrition bias, even from a moderate amount of attrition (18% overall). Possible that the placebo group's 10% higher rate of withdrawal due to worsening depression may have affected the statistical significance of outcomes, especially given that the placebo group had a significantly worse baseline CGI-S score than the citalopram group. Also unclear why completers analysis results were only reported for binge response, but not any other outcome.
McElroy, 2003 ⁶²	Low	Low	Some concerns	Low	Low	Some concerns	Despite overall attrition of 43%, authors reported adverse events among all those randomized.
McElroy, 2006 ⁶³	Low	Low	High	Low	Some concerns	High	High overall attrition (50%) and differential attrition (20%) with more zonisamide patients withdrawing than placebo patients (60% vs. 40%, respectively). Authors acknowledged their analyses may not have accounted for data missing not at random, which means BED severity or other outcomes measured may have contributed to problematic attrition bias.

Appendix D Table 1. Quality Assessment of Parallel Randomized, Controlled Trials (KQ 4)

First Author, Year Trial Name	Randomization Process Domain	Deviations From Intended Interventions Domain	Missing Outcome Data Domain	Outcome Measurement Domain	Selection of Reported Result Domain	Overall ROB	Comments
McElroy, 2007 ⁶⁴	Some concerns	Low	High	Low	Low	High	No description of randomization. Of those randomized, all but one had at least one postrandomization outcome measure and were included in analyses; however, 37% withdrew early (30% in treatment group and 45% in placebo group). No other analyses to assess bias or assumption that those who withdrew had worse outcomes.
McElroy, 2007 ⁶⁵	Low	Low	Low	Low	Low	Some concerns	Overall, 30% of participants randomized did not complete the study (no differential attrition). Authors described a “repeated measures” random regression model to account for missing data, which implies imputation of missing data values as well as a two-way analysis that implies LOCF. However, assumptions made in models about missing data values are not clear and do not provide clear evidence that results were not biased by missing data.
McElroy, 2011 ⁶⁶	Low	Low	High	Low	Some concerns	High	High overall (40%) and differential (34%) attrition with significantly more placebo than acamprosate patients dropping out (55% vs. 21%, respectively). As a result, the study’s analyses relied heavily on assumptions about missing data underlying the study’s random regression and LOCF ITT analyses. More placebo patients than acamprosate patients withdrew due to lack of efficacy (4/11 vs. 0/5) or were lost to followup for unknown reasons (5/11 vs. 1/5). Likely that the placebo group’s higher attrition was related to the severity of BED and that the study’s analyses did not account for the resulting bias.
McElroy, 2015 ⁶⁷ McElroy, 2016 ⁶⁸	Some concerns	Low	Low	Low	Some concerns	Some concerns	No assessment of whether baseline characteristics differed. While it does mention those who dropped out for adverse events, details of this are not included in this study but rather in the protocol paper.

Appendix D Table 1. Quality Assessment of Parallel Randomized, Controlled Trials (KQ 4)

First Author, Year Trial Name	Randomization Process Domain	Deviations From Intended Interventions Domain	Missing Outcome Data Domain	Outcome Measurement Domain	Selection of Reported Result Domain	Overall ROB	Comments
McElroy, 2016 ⁶⁹ Sheehan, 2017 ⁷⁰	Some concerns	Low	Low	Low	Some concerns	Some concerns	No statistical assessments of differences at baseline. Unclear if there was prespecified statistical analysis or not.
Mitchell, 1990 ⁷¹ Keel, 2002 ⁷²	High	High	High	Some concerns	Some concerns	High	Randomization process altered periodically based on attrition. No information on baseline differences. High attrition and analyses focused on completers, no ITT or analyses to address missing data. No information on reasons for missingness. Unclear if there was a prespecified analysis plan.
Mitchell, 2001 ⁷³	Some concerns	Low	Some concerns	Some concerns	Some concerns	Some concerns	No information about allocation concealment or whether patient, provider, or outcome assessor blinding of treatment assignment was used, but patients were probably blinded to their assigned drug treatments. Unclear if assessors of clinician-measured outcomes were blinded to treatment assignment. Relatively low risk of bias from overall attrition (9%), despite lack of detail about differential attrition or reasons for dropout. Appears that only a completers analysis was used to analyze EDI scores, HAM-D-21 scores, laxative abuse, diuretic abuse, and fasting days.
Fluoxetine Bulimia Nervosa Collaborative Study Group, 1992 ⁷⁴	Some concerns	Low	Low	Low	Some concerns	Some concerns	Lack of information about the randomization process. Unclear whether outcome assessors were blinded.
Pearlstein, 2003 ⁷⁵	Some concerns	Some concerns	Some concerns	Low	Some concerns	Some concerns	No ITT analysis: of 25 who met criteria, authors noted that 20 completed the protocol. Unclear if this means they did not complete the study (after randomization) or the intake assessment.

Appendix D Table 1. Quality Assessment of Parallel Randomized, Controlled Trials (KQ 4)

First Author, Year Trial Name	Randomization Process Domain	Deviations From Intended Interventions Domain	Missing Outcome Data Domain	Outcome Measurement Domain	Selection of Reported Result Domain	Overall ROB	Comments
Peterson, 1998 ⁷⁶	High	Low	High	Low	Some concerns	High	No information on randomization or allocation concealment. Participants were assigned to groups, and then four groups were randomized to treatment. Groups differed in terms of baseline frequency of objective and subjective binge-eating episodes. High risk of bias due to attrition; 16% of active treatment groups and 18% of the wait-list group did not complete the protocol. Analysis conducted using last observation but no other analyses to address bias.
Peterson, 2011 ⁷⁷	Low	Some concerns	High	Low	Some concerns	High	High risk of attrition bias affecting the self-help group (40% overall, 21% differential vs. waitlist), the therapist-assisted group (32% overall, 13% differential vs. waitlist), and to a lesser extent, the therapist-led group (12% overall, 7% differential vs. waitlist). Reasons for dropout not provided, which makes it impossible to determine if attrition was related to BED severity or other outcomes of interest. However, there was a notable pattern in attrition rates among the active groups.
Pope, 1989 ⁷⁸	Some concerns	High	High	Low	Some concerns	High	Randomization process not described. No ITT analysis: those who did not complete 4 weeks of treatment were excluded from analysis (10% of those randomized). An additional five participants (12%) withdrew early for various reasons—some related to factors associated with outcomes being measured (no improvement in ED symptoms, hospitalization for mental health comorbidity). Authors used LOCF in analyses for subjects who withdrew after week 4, which may not address bias.

Appendix D Table 1. Quality Assessment of Parallel Randomized, Controlled Trials (KQ 4)

First Author, Year Trial Name	Randomization Process Domain	Deviations From Intended Interventions Domain	Missing Outcome Data Domain	Outcome Measurement Domain	Selection of Reported Result Domain	Overall ROB	Comments
Robinson, 2008 ⁷⁹	High	Low	High	Some concerns	Some concerns	High	High overall attrition (37%). Differential attrition for any reason not statistically significant between groups (21% for therapy vs. wait-list comparison and 12% for therapy vs. self-directed writing), but no data available on specific reasons for attrition that might have indicated missingness based on ED severity. Similar results from ITT and completers analyses do not rule out the possibility that attrition bias had a major impact on the findings. Lack of allocation concealment because the co-investigator who randomized participants may have also been an outcome assessor aware of treatment assignments.
Sanchez-Ortiz, 2010 ⁸⁰	Low	Low	Low	Low	Low	Low	
Schag, 2019 ⁸¹	Low	Low	Low	Low	Low	Some concerns	Overall, 16-22% did not complete study or had missing data across both time points. ITT analysis using imputed values for missing data was similar to per-protocol analyses. No differential attrition.
Schlup, 2009 ⁸²	Some concerns	Low	Low	Low	Some concerns	Some concerns	No information on concealment. No information on baseline differences. Assessors were not blinded. Unclear if there was a prespecified analysis plan.
Schmidt, 2008 ⁸³	Some concerns	Low	Some concerns	Low	Low	Some concerns	Minor differences in baseline characteristics. Overall, approximately 17% of sample did not have 3-month assessment, but no differential attrition. Authors conducted analyses that assess whether persons with missing data were associated with baseline variables. No imputation of missing data.

Appendix D Table 1. Quality Assessment of Parallel Randomized, Controlled Trials (KQ 4)

First Author, Year Trial Name	Randomization Process Domain	Deviations From Intended Interventions Domain	Missing Outcome Data Domain	Outcome Measurement Domain	Selection of Reported Result Domain	Overall ROB	Comments
Stice, 2019 ⁸⁴	High	Low	Some concerns	Some concerns	Some concerns	High	Authors reported using random numbers table to randomize participants; however, the sample (n=12, or 12%) was not randomized, but rather assigned to the wait-list because it was not possible to implement groups due to a holiday. Some minor differences between groups in proportion that were Hispanic and proportion that met criteria for full or subthreshold AN (not statistically significant). Rates of missing data were 9%-27% at posttest; authors described using imputation for MRI-related outcomes. Proportion with missing data for self-reported eligible health outcomes and how this was addressed are not clear.
Sundbald, 2015 ⁸⁵	High	Low	High	Low	Some concerns	High	No information on randomization process, concealment, or baseline values between groups. High attrition (21%), but reasons for dropouts provided. No information on whether there was a prespecified analysis plan.
Telch, 1990 ⁸⁶	Some concerns	Some concerns	Some concerns	Low	Some concerns	Some concerns	Lack of information on randomization or concealment process. Baseline measures appear to be similar but no real information. Carers and participants aware, as expected. Measures were self-reported. ITT was not used. Differential attrition between groups but provided reasons. Unclear if there was a prespecified analysis plan.
Telch, 2001 ⁸⁷	Some concerns	High	High	High	Some concerns	High	High overall attrition (23%) in this relatively small sample of 44; only those who completed study were analyzed. No detail given about reasons for attrition, Lack of information about allocation concealment.

Appendix D Table 1. Quality Assessment of Parallel Randomized, Controlled Trials (KQ 4)

First Author, Year Trial Name	Randomization Process Domain	Deviations From Intended Interventions Domain	Missing Outcome Data Domain	Outcome Measurement Domain	Selection of Reported Result Domain	Overall ROB	Comments
Traviss, 2011 ⁸⁸	Some concerns	Low	High	Low	Low	High	No information on randomization and allocation sequence. Approximately 30% who completed baseline assessment were lost to followup. Analyses primarily based on last observation carried forward. Participants with worse outcomes or continued disordered eating may have been less likely to continue in the trial.
Wade, 2017 ⁸⁹	Some concerns	Low	Low	Some concerns	Low	Some concerns	Missing information about randomization process and outcome measurement.
Wagner, 2016 ⁹⁰	Low	Low	Low	Low	Low	Low	
Walsh, 1985 ⁹¹	Low	High	High	Low	Some concerns	High	Deviations from intended interventions. High amount of missing outcome data.
Walsh, 1987 ⁹²	Low	High	High	Low	Some concerns	High	Limited information on randomization and allocation process. High attrition. Deviations from the intended intervention.
Walsh, 1991 ⁹³	Low	Low	Some concerns	Low	Some concerns	Some concerns	Potential bias from overall attrition (19%), but relatively low differential attrition (7%). Reasons for attrition were generally similar. Only a single patient (1/38, or 2.6%) withdrew from the placebo group because of lack of efficacy. LOCF ITT used to manage potential attrition bias.
Walsh, 2004 ⁹⁴	Some concerns	Low	High	Low	Some concerns	High	Lack of information on randomization or concealment process. High attrition used LOCF for missing data. Unclear if there was a prespecified analysis plan.
White, 2013 ⁹⁵	Low	Low	Low	Low	Low	Low	
Wilfley, 1993 ⁹⁶	Some concerns	Low	Some concerns	Low	Some concerns	Some concerns	No information on randomization and allocation process. Assessors were not blinded. Unclear if there was a prespecified analysis plan.

Abbreviations: AN=anorexia nervosa; BED=binge-eating disorder; BMI=body mass index; BN=bulimia nervosa; CGI-S=Clinical Global Impression-Severity; ED=eating disorder; EDI=Eating Disorder Inventory; HAM-D-21=Hamilton Depression Rating Scale-21 Item; HMO=health maintenance organization; ITT=intent-to-treat; KQ=key question; LOCF=last observation carried forward; MRI=magnetic resonance imaging; NA=not available; ROB=risk of bias; vs.=versus.

Appendix D Table 2. Quality Assessment of Parallel Randomized, Controlled Trials (KQ 5)

First Author, Year Trial Name	Randomization Process Domain	Deviations From Intended Interventions Domain	Missing Outcome Data Domain	Outcome Measurement Domain	Selection of Reported Result Domain	Overall ROB	Comments
Arnold, 2002 ²¹	Low	Low	Some concerns	Low	Low	Some concerns	High amount of missing data in both groups, but different reasons for each group. High likelihood of missingness being dependent on true value of outcome.
Goldstein, 1995 ³⁴	Low	Low	High	Low	Some concerns	High	High overall attrition of 43%, and significant differential attrition (8% fluoxetine vs. 26% placebo) for lack of efficacy suggests a high risk of attrition bias.
Grant, 2019 ³⁵	Low	Low	Low	Some concerns	Some concerns	Some concerns	Some self-report and assuming assessors were blind but unclear; unclear if a prespecified plan.
Guerdjikova, 2008 ⁴²	Low	Low	Low	Low	Some concerns	Some concerns	Most enrolled participants had at least one baseline assessment (43/44 randomized); however, 21% withdrew early, including 25% in the treatment and 17% in placebo groups. Analyses included time trends for treatment response, as well as LOCF. No other analyses were conducted to assess bias.
Guerdjikova, 2009 ⁴³	Low	Low	High	Low	Low	High	Of those randomized (n=51), most (n=49) had at least one post randomization outcome measure; however, overall attrition was 35% and was higher in the lamotrigine group vs. placebo (44% vs. 29%). ITT analysis relied on LOCF; no other analyses performed to assess bias. Those who did not complete the study may have differed in terms of ED severity.
Guerdjikova, 2012 ⁴⁴	Low	Low	Some concerns	Low	Some concerns	Some concerns	High overall attrition (33%), and unclear how successfully statistical methods accounted for missing data (longitudinal analysis, LOCF modified ITT). Still, low differential attrition of only 5%, and reasons for discontinuation were mostly or entirely unrelated to the true value of the study's outcomes.
Guerdjikova, 2016 ⁴⁵	Low	Low	Some concerns	Low	Low	Low	

Appendix D Table 2. Quality Assessment of Parallel Randomized, Controlled Trials (KQ 5)

First Author, Year Trial Name	Randomization Process Domain	Deviations From Intended Interventions Domain	Missing Outcome Data Domain	Outcome Measurement Domain	Selection of Reported Result Domain	Overall ROB	Comments
Hedges, 2003 ⁴⁶	Low	Low	High	Low	Some concerns	High	Substantial overall attrition (41%), and although differential attrition was significantly different between groups (12%, with 35% topiramate vs. 47% placebo), there were significantly more placebo patients than topiramate patients who dropped out because of "patient choice" (p=0.028). Unclear if this was related to severity of BN, but if so, unlikely that the study's ITT analysis accounted for resulting attrition bias.
Hoopes, 2003 ⁴⁸	Low	Low	High	Low	Some concerns	High	High overall attrition of 42%. Only ITT analyses were used to account for potential attrition bias. Relatively low differential attrition overall (10%), but a significantly greater N of patients discontinued placebo than topiramate because of "patient choice" (7 vs. 1, respectively). Also unclear if allocation concealment was used.
Horne, 1988 ⁴⁹	Some concerns	Some concerns	High	Some concerns	Some concerns	High	Differences based on baseline frequency of binge eating; focused on completers but reanalysis of data showed a greater impact of intervention. Measures were self-reported. ITT was not used. High attrition. No evidence that there was bias based on missing data. No information on why participants dropped out. Unclear if there was a prespecified analysis plan.
Hudson, 1998 ⁵⁰	Low	Low	High	Low	Some concerns	High	Potential bias from overall attrition (21%) and significant differential attrition with more fluvoxamine patients than placebo patients dropping out for adverse medical events (12% vs. 0%, respectively, p=0.03) or any reason (31% vs. 12%, respectively, p=0.04). Unclear that the study's modified ITT and random regression analyses were successful at managing potential attrition bias.

Appendix D Table 2. Quality Assessment of Parallel Randomized, Controlled Trials (KQ 5)

First Author, Year Trial Name	Randomization Process Domain	Deviations From Intended Interventions Domain	Missing Outcome Data Domain	Outcome Measurement Domain	Selection of Reported Result Domain	Overall ROB	Comments
McElroy, 2003 ⁶²	Low	Low	Some concerns	Low	Low	Some concerns	Despite overall attrition of 43%, authors reported adverse events among all those randomized.
McElroy, 2006 ⁶³	Low	Low	High	Low	Some concerns	High	High overall attrition (50%) and differential attrition (20%) with more zonisamide patients withdrawing than placebo patients (60% vs. 40%, respectively). Authors acknowledged their analyses may not have accounted for data missing not at random, which means BED severity or other outcomes measured may have contributed to problematic attrition bias.
McElroy, 2007 ⁶⁵	Low	Low	Low	Low	Low	Some concerns	Overall, 30% of participants randomized did not complete the study (no differential attrition). Authors described a "repeated measures" random regression model to account for missing data, which implies imputation of missing data values as well as a two-way analysis that implies LOCF. However, assumptions made in models about missing data values are not clear and do not provide clear evidence that results were not biased by missing data.
McElroy, 2011 ⁶⁶	Low	Low	High	Low	Some concerns	High	Substantial overall (40%) and differential (34%) attrition with significantly more placebo than acamprosate patients dropping out (55% vs. 21%, respectively). As a result, the study's analyses relied heavily on assumptions about missing data underlying the study's random regression and LOCF ITT analyses. More placebo patients than acamprosate patients withdrew because of lack of efficacy (4/11 vs. 0/5) or were lost to followup for unknown reasons (5/11 vs. 1/5). Likely that the placebo group's higher attrition was related to the severity of BED and that the study's analyses did not account for the resulting bias.

Appendix D Table 2. Quality Assessment of Parallel Randomized, Controlled Trials (KQ 5)

First Author, Year Trial Name	Randomization Process Domain	Deviations From Intended Interventions Domain	Missing Outcome Data Domain	Outcome Measurement Domain	Selection of Reported Result Domain	Overall ROB	Comments
McElroy, 2015 ⁶⁷ McElroy, 2016 ⁶⁸	Some concerns	Low	Low	Low	Some concerns	Some concerns	No statistical assessment of baseline characteristics. While it does mention those who dropped out for adverse events, details of this are not included in this study, but rather the protocol paper.
McElroy, 2016 ⁶⁹ Sheehan, 2017 ⁷⁰	Some concerns	Low	Low	Low	Some concerns	Some concerns	No statistical assessments of differences at baseline. Unclear if there was prespecified statistical analysis or not.
Milano, 2004 ⁹⁷	Some concerns	High	High	High	Some concerns	High	No information on randomization or allocation process. No information on baseline characteristics or if there were differences. No information on if ITT was used. No information on whether participants and carers were aware. No information on missing data. No information on how outcomes were measured. No information on whether assessors were blind. Unclear if there was a prespecified analysis plan
Milano, 2005 ⁹⁸	High	Low	Low	Some concerns	Some concerns	High	Small sample size (n=12). Lack of numerical results of baseline demographic information. Participants and carers aware of assigned intervention as expected. No description in methods related to whether certain adverse effects were prespecified or how they were assessed.
Fluoxetine Bulimia Nervosa Collaborative Study Group, 1992 ⁷⁴	Some concerns	Low	Low	Low	Some concerns	Some concerns	Lack of information about the randomization process. Unclear whether outcome assessors were blinded.
Pearlstein, 2003 ⁷⁵	Some concerns	Some concerns	Some concerns	Low	Some concerns	Some concerns	No ITT analysis: of 25 who met criteria, authors noted that 20 completed the protocol. Unclear if this means they did not complete the study (after randomization) or the intake assessment.

Appendix D Table 2. Quality Assessment of Parallel Randomized, Controlled Trials (KQ 5)

First Author, Year Trial Name	Randomization Process Domain	Deviations From Intended Interventions Domain	Missing Outcome Data Domain	Outcome Measurement Domain	Selection of Reported Result Domain	Overall ROB	Comments
Pope, 1989 ⁷⁸	Some concerns	High	Low	Low	Some concerns	High	Randomization process not described. No ITT analysis: those who did not complete 4 weeks of treatment were excluded from analysis (10% of those randomized). An additional five participants (12%) withdrew early for various reasons—some related to factors associated with outcomes being measured (no improvement in ED symptoms, hospitalization for mental health comorbidity). Authors used LOCF in analyses for subjects who withdrew after week 4, which may not address bias.
Walsh, 1991 ⁹³	Low	Low	Some concerns	Low	Some concerns	Some concerns	Potential bias from overall attrition (19%), but relatively low differential attrition (7%). Reasons for attrition were generally similar. Only a single patient (1/38, or 2.6%) withdrew from the placebo group because of lack of efficacy. LOCF ITT used to manage potential attrition bias.

Abbreviations: BED=binge-eating disorder; BN=bulimia nervosa; ED=eating disorder; ITT=intent-to-treat; KQ=key question; LOCF=last observation carried forward; N=number; NA=not available; ROB=risk of bias; vs.=versus.

Appendix D Table 3. Quality Assessment of Crossover Randomized, Controlled Trials (KQ 4)

First Author, Year Trial Name Outcome of Interest	Randomization Process Domain	Deviations From Intended Interventions Domain	Missing Outcome Data Domain	Outcome Measurement Domain	Selection of Reported Result Domain	Overall ROB	Comments
Corwin, 2012 ⁹⁹	Some concerns	High	High	Low	Low	High	Study drug is associated with known drowsiness, fatigue, itching, and other adverse effects. There was sufficient time for carry-over effects to have disappeared in terms of blood levels of the active medication, but changes in disordered eating behavior may not have disappeared or returned to baseline.
Safer, 2019 ¹⁰⁰	Some concerns	High	Some concerns	Low	Low	High	Lack of information on randomization and allocation concealment.
Mitchell, 1988 ¹⁰¹	Some concerns	High	High	Low	Some concerns	High	No information on whether analysis plan was prespecified. Small sample size and all withdrawals were from the placebo group. No information on randomization or concealment. No information on whether there were baseline differences.

Abbreviation: ROB=risk of bias.

Appendix D Table 4. Quality Assessment of Screening Test Accuracy Studies (KQ 2)

First Author, Year Index Test	Bias due to patient selection?	Bias due to index test?	Bias due to the reference standard?	Bias due to flow and timing?	Quality Rating	Rationale
Anstine, 2000 ¹⁰²	Low	High	Low	High	Poor	Study assessed accuracy of five questions vs. EAT-26, but analysis grouped participants into high- vs. low-risk groups based on reference standard score and used correlation of index test responses to EAT-26 results to determine threshold for positive response. Only four of five questions were correlated, and accuracy results are only provided for these four questions separately (not for the four or five index questions as a bundle).
Chamay-Weber, 2017 ¹⁰³ ADO-BES	Low	Low	Low	Unclear	Good	
Cotton, 2003 ¹⁰⁴ SCOFF, ESP	Low	Low	Low	Low	Good	
Dorflinger, 2017 ¹⁰⁵ VA-BES	Low	Low	Low	Low	Good	
Duarte, 2015 ¹⁰⁶	Unclear	Low	Low	High	Poor	The only ones who received the reference standards were those in a small subsample recruited from the general sample, and details about the timing were unclear.
Franklin, 2019 ¹⁰⁷	Low	Low	Unclear	High	Poor	Only participants who had elevated screening results at intake on one or more questionnaires (depression, anxiety, eating, or sleeping) or needed social work assistance were given the reference test.
Freund, 1999 ¹⁰⁸	Low	Unclear	Unclear	High	Poor	Only a subset of those who completed the screening test consented to participate in the diagnostic interview. The timing between the screening test and reference standard is not clear (methods indicate it may have been as long as 2 years before the reference standard interview).
Garcia, 2010 ¹⁰⁹ SCOFF-F	Low	Low	Low	Low	Good	
Graham, 2019 ¹¹⁰ SWED	Low	Low	Low	Low	Good	
Hill, 2010 ¹¹¹ Luck, 2002 ¹¹² SCOFF	Low	Low	Low	Low	Good	
Lähteenmäki, 2009 ¹¹³ SCOFF	Unclear	Low	Low	Unclear	Fair	Study was based on a large population cohort study. Of those completing screening questionnaires, a subset of participants was selected to participate in the accuracy study (see patient selection domain). Of those who completed the screening questionnaire and were invited to participate, only 55% agreed. However, authors noted that mean SCOFF scores were similar among participants and nonparticipants.
Lui, 2015 ¹¹⁴ SCOFF	Unclear	Low	Low	Low	Good	
Maugen, 2018 ¹¹⁵ EDS-PC	Low	Low	Low	Unclear	Fair	No description of missing data or proportion of participants who did not respond to mailed surveys.

Appendix D Table 4. Quality Assessment of Screening Test Accuracy Studies (KQ 2)

First Author, Year Index Test	Bias due to patient selection?	Bias due to index test?	Bias due to the reference standard?	Bias due to flow and timing?	Quality Rating	Rationale
Maugen, 2018 ¹¹⁵ SCOFF, SDE	Low	Low	Low	Unclear	Fair	No description of missing data or proportion of participants who did not respond to mailed surveys.
Mond, 2008 ¹¹⁶ SCOFF	Low	Low	Unclear	Unclear	Fair	Unclear whether results of index and reference standard interpreted independently. Potential selection bias due to flow/timing: of those completing index test, 33% did not participate in diagnostic interview. Authors stated that participants and nonparticipants did not differ significantly on study variables but did not provide this data or whether participants and nonparticipants differed in terms of index test scores.
Muro-Sans, 2008 ¹¹⁷ SCOFF-c	Low	Low	Low	Low	Good	
Parker, 2005 ¹¹⁸ SCOFF	Low	Low	Low	Low	Good	
Ricca, 2000 ¹¹⁹ BES	Low	Low	Unclear	Low	Fair	Unclear if diagnostic interviews were done before patients completed the BES and whether clinicians were blind to BES results. Limited information across multiple domains makes a good quality rating difficult.
Rosenvinge, 2001 ¹²⁰ EDS-5	Unclear	Low	Low	Low	Fair	Possible selection bias because two groups of 46 students each from a larger sample of 835 students (N=92/835, or 11%) were invited to participate based on having EDS-5 scores in the “upper” or “lower” range. This is different than a random or consecutive selection process. Unclear if any inappropriate exclusions took place.
Siervo, 2005 ¹²¹ SCOFF	Unclear	Low	Unclear	Low	Fair	Some potential for selection bias because nine patients (4.8% of 189 total who underwent “initial screening”) with AN, restrictive EDNOS, and bulimia were excluded because of small numbers in each diagnostic category, even though all included EDs were lumped together to evaluate SCOFF test accuracy. Some risk of bias because unclear if the reference standard—an unstructured DSM-IV clinical interview—led to any misclassification of EDs. Unclear if diagnostic interviews were done before patients completed the SCOFF and whether clinicians were blind to SCOFF results.
Solmi, 2015 ¹²² SCOFF	Unclear	Low	Low	High	Poor	Selection of index test sample was nonrandom, attrition was high, and details about the timing were unclear.
Striegel-Moore, 2010 ¹²³	Low	Low	Low	Unclear	Fair	
Wan Wahida ¹²⁴ SCOFF	Low	Low	Low	Low	Good	

Abbreviations: ADO-BES=Adolescent Binge Eating Scale; AN=anorexia nervosa; BES=Binge Eating Scale; DSM-IV= *Statistical Manual of Mental Disorders, Version 4*; EAT-26=Eating Attitudes Test-26; ED=eating disorder; EDNOS= Eating Disorder Not Otherwise Specified; EDS-5=Eating Disturbance Scale-5; EDS-PC=Eating Disturbance Scale for Primary Care; ESP=Eating disorder Scale for Primary Care; KQ=key question; SDE=Screen for Disordered Eating; SWED=Stanford-Washington University Eating Disorder screen; VA-BES=Veterans Administration Binge Eating Scale; vs.=versus.

Appendix E Table 1. Detailed Evidence Table of Psychological Intervention Characteristics (KQ 4)

Author, Year Quality	Description of Intervention (s)	Intensity of Intervention (No. and Length of Sessions)	Duration (Weeks)	Recruitment Setting Country	Population	N	Proportion With Comorbidity Psychiatric Disorder (%)
Alfonsson, 2015 ¹⁹ Fair	Group psychotherapy (Behavioral activation)	10 weekly 90-minute group sessions	10	Obesity clinic providing both behavioral interventions and bariatric surgery Sweden	Adults with BED (DSM-5) and obesity (BMI>30) presenting to an initial assessment at an outpatient obesity clinic	96	NR
Cachelin, 2019 ²⁴ Fair	Culturally adapted CBT-based guided self-help	Eight guided or supported sessions (each session 25 min in duration); four weekly, then four biweekly sessions	12	Advertisements for a study on overeating or binge eating placed in community health and mental health settings, local organizations (e.g., churches, markets, laundromats), and at an urban university campus United States	Adult Latinas (18-55 y) who met criteria for BED and had a BMI ≥18 mg/kg, responding to trial advertisement	40	NR
Carter, 2003 ²⁷ Fair	Unguided CBT-based self-help (based on <i>Overcoming Binge Eating</i> manual)	Provision of manual only; participants encouraged to read the book and follow the advice contained in it over the following 8 weeks	8	Patients recruited from wait-list for treatment at ED clinic in a hospital, they met BN diagnostic criteria and were seeking specialized treatment for the first time Canada	Women (≥17 y) with BN (DSM-IV), but inclusive of those with one binge-eating episode and compensatory behaviors per week vs. two) and BMI ≥18, recruited from a wait-list of patients referred for outpatient ED treatment	85	NR
Carter, 2020 ²⁸ Fair	DBT self-help, guided and unguided	Both groups provided with a self-help manual, <i>The DBT Solution for Emotional Eating</i> . The guided self-help group also received six 30-min video sessions to provide support (weekly X 2 weeks, biweekly X 3 weeks, and final session at 12 weeks)	12	Advertisements placed in universities, hospitals, and medical clinics as well as on social media, local radio station websites, and newspapers Canada	Adults (19-65 y) with BED (DSM-5) and BMI of ≥18.5, recruited from the community or health centers via advertisements	71	NR

Appendix E Table 1. Detailed Evidence Table of Psychological Intervention Characteristics (KQ 4)

Author, Year Quality	Description of Intervention (s)	Intensity of Intervention (No. and Length of Sessions)	Duration (Weeks)	Recruitment Setting Country	Population	N	Proportion With Comorbidity Psychiatric Disorder (%)
DeBar, 2013 ³⁰ Fair	Individual CBT (adolescent specific)	Eight individual sessions scheduled at participants' general medical clinics at the family's convenience (e.g., after school), phone sessions when in-person attendance was not possible; supplemental sessions offered when appropriate to address mood and interpersonal relationships	24	Adolescents enrolled in an HMO via advertisement and invitations to patients identified as having an incident case of a binge eating–related disorder via monitoring of an EMR United States	Female adolescents (12-18 y) enrolled in an HMO with BN or BED and at least one binge- eating episode over the previous 3 months (DSM-IV)	25	Moderate to severe depression: 54 Anxiety disorder: 71 Substance use problem: 17
Fairburn, 2009 ³² Fair	Two forms of Enhanced (transdiagnostic) CBT: focused form targeting ED pathology only and broad form also addressing other problems common with ED	Both treatment groups received 20 50-min sessions preceded by one 90-min preparatory session and followed by a review session 20 weeks after treatment	20	Referrals to two outpatient ED clinics by family doctors and other clinicians United Kingdom	Adults (18-65 y) with any ED (DSM-IV) requiring treatment (judged by referring provider and ED specialist) and BMI >17.5	154	Current major depressive episode: 20 Current anxiety disorder: 35 Current substance abuse: 28 Any of the above: 73
Green, 2018 ³⁸ Fair	Online version of <i>the Body Project (series of exercises aimed at reducing thin-ideal internalization, maladaptive social comparison, and self- objectification via dissonance induction)</i>	Series of eight online modules and 15 activities (individual format)	NR	Recruited via advertisements (newspaper, social media, flyers, local health practitioners, sorority houses) to participate in an ED treatment and prevention study United States	Adults and adolescents (14-52 y) with a full criteria ED (DSM-5) or subclinical disorder,* recruited via online advertisements and local flyers	82	NR
Grilo, 2005 ³⁹ Fair	CBT, CBT + fluoxetine or fluoxetine only	CBT: 16 weekly sessions (1 hour each) Fluoxetine: 60 mg/day	16	Referrals to an outpatient university treatment center United States	Adults (18-60 y) with BED (DSM- IV) and overweight/obese (between 100 and 200% ideal weight for height based on the 1959 Metropolitan Life Insurance Company Tables)	108	Any Axis I psychiatric disorder (DSM-IV): 73

Appendix E Table 1. Detailed Evidence Table of Psychological Intervention Characteristics (KQ 4)

Author, Year Quality	Description of Intervention (s)	Intensity of Intervention (No. and Length of Sessions)	Duration (Weeks)	Recruitment Setting Country	Population	N	Proportion With Comorbidity Psychiatric Disorder (%)
Grilo, 2013 ⁴⁰ Good	Self-help CBT via a structured manual, initiated by primary care physicians + usual care	One introductory session with PCP based on trial script; PCP introduced study, obtained informed consent, gave patient manual, and indicated treatment would be 4 months and they would receive monthly assessments during treatment	16	Primary care settings via posters/flyers and clinician referrals to a treatment study for weight loss and binge eating United States	Adults with BED (DSM-IV-TR) [†] and obesity (BMI ≥30) recruited from primary care settings (via advertisements or referral)	48	Mood disorder (DSM-IV): 50 Anxiety disorder (DSM-IV): 50 Substance use disorder (DSM-IV): 21
Grilo, 2014 ⁴¹ Fair	Self-help CBT (+placebo)	Provision of a structured self-help manual by primary care physicians (<i>Overcoming Binge Eating</i>); primary care physicians received brief training and a script to assist with assigning the program	12	Advertisements in primary care settings at a university medical center, mailings, and referrals initiated by primary care physicians United States	Adults (18-65 y) with BED (DSM-5) except for duration of 6 vs. 3 months) and obesity (BMI ≥30), recruited from advertisements and referrals in primary care	53	Mood disorders (DSM-IV): 47 Anxiety disorders (DSM-IV): 38 Substance use disorders: 23
Hill, 2011 ⁴⁷ Fair	Dialectical behavior therapy, appetite focused (DBT-AF)	Twelve weekly individual sessions (total 15 h) over 12 weeks; first 6 were 90 min, others were 60 min. Comparison with wait-list control at 6 weeks only (after 6 sessions)	12	Recruited via advertisements, set in university outpatient treatment center United States	Adult women (≥18 y) with BN (DSM-IV) or subthreshold BN (at least one binge eating and one vomit episode per week over the previous 12 weeks); excluded those with BED or AN and those in concurrent therapy for BN. All but six met full DSM-IV criteria for BN.	32	NR

Appendix E Table 1. Detailed Evidence Table of Psychological Intervention Characteristics (KQ 4)

Author, Year Quality	Description of Intervention (s)	Intensity of Intervention (No. and Length of Sessions)	Duration (Weeks)	Recruitment Setting Country	Population	N	Proportion With Comorbidity Psychiatric Disorder (%)
Kelly, 2014 ⁵⁴ Fair	Two forms of self-help for BED: CFT-based self-help and behaviorally based self-help differing in approach for managing difficulties, coping with urges to binge (behavioral strategies vs. the cultivation of self-compassion)	Two treatments were identical in intensity, structure, and target (irregular and unbalanced eating). Both groups participated in a single in-lab self-help exercise learning session, then were told to practice exercises daily for 3 weeks	3	Advertisements in hospitals, ED community centers, and online Canada	Adults (>18 y) with BED (DSM-5) not currently receiving therapy, recruited via advertisements	41	NR
Laessle, 1987 ⁵⁶ Fair	Behaviorally oriented group treatment	Twice weekly for first 8 weeks, then once weekly for final 8 weeks	16	Outpatient university psychiatry clinic Germany	Adult women with bulimia (DSM-III) seeking treatment at an outpatient psychiatry clinic	17	NR
Ljotsson, 2007 ⁵⁷ Fair	Internet-assisted self-help/CBT	Self-help manual with assignments (<i>Overcoming Binge Eating</i>), e-mail contact/feedback from coach (one to two emails per week), online private discussion forum, completed over 12 weeks	12	Advertisements in newspapers and AN/BN online patient association website Sweden	Adults (≥18 y) with full or subthreshold BN or BED (diagnostic criteria NR), [‡] BMI ≥18 not receiving current treatment, responding to study advertisements and online trial application form. Overall, 48% had BN and 52% had BED.	73	NR
Masson, 2013 ⁵⁸ Fair	DBT guided self-help	Single in-person 45-min orientation session and 6 biweekly 20-min support phone calls	13	Advertisements in local media Canada	Adults (≥18 y) with BED (DSM-IV, also including those with binge-eating frequency once weekly for 6 months vs. twice weekly), responding to trial advertisements	60	NR
Mitchell, 2001 ⁷³ Fair	Fluoxetine, fluoxetine + self-help manual or self-help manual + placebo	Self-help manual with 14 readings and assignments to be completed over an hour each evening (manual included elements of CBT, behavioral strategies, and meal-planning)	16	Referrals to an outpatient university ED program and advertisements in local newspapers United States	Adult women (≥18 y) with BN (DSM-III-R) and binge eating coupled with self-induced vomiting 3 times weekly over previous 6 months, within 85% of ideal body weight, not currently receiving pharmacotherapy or psychotherapy	91	NR

Appendix E Table 1. Detailed Evidence Table of Psychological Intervention Characteristics (KQ 4)

Author, Year Quality	Description of Intervention (s)	Intensity of Intervention (No. and Length of Sessions)	Duration (Weeks)	Recruitment Setting Country	Population	N	Proportion With Comorbidity Psychiatric Disorder (%)
Sánchez-Ortiz, 2011 ⁸⁰ Good	Internet-based CBT (<i>Overcoming Bulimia Online</i>)	Eight self-guided sessions (45 min each) accompanied by workbooks and assignments; emails from therapists every 1-2 weeks during the first 3 months to support and encourage participants to use the intervention	12	Recruitment e-mails to students attending six higher education institutions, advertisements in posters and pamphlet United Kingdom	Students (college age) with BN or EDNOS (DSM-IV, but no minimum number of binge or purge episodes) and BMI >18.5 kg/m ² , recruited from higher education institutions. Of those randomized, 51% met criteria for BN and 49% met criteria for EDNOS	76	Current MDD: 15 Past MDD: 55 Substance misuse disorders: 8 Panic disorder: 16 Social phobia: 21 OCD: 12 Generalized anxiety disorder: 42 PTSD: 1
Schag, 2019 ⁸¹ Fair	IMPULS: cognitive behavioral group intervention focused on impulsive eating	Eight weekly 90-min group sessions	8	University medical center Germany	Adults with BED (DSM-5) recruited by email, flyers, press releases, and from an outpatient psychiatry department of a university hospital	80	Current mental comorbidity: 33
Schlup, 2009 ⁸² Fair	Group CBT [§]	Eight weekly 90-min group sessions	8	Newspaper advertisements and flyers for a study on binge eating and obesity Switzerland	Adults (ages 18-70 y) with BED (DSM-IV-TR), responding to study advertisements	36	Current depression: 11 Current anxiety disorder: 22 Lifetime depression: 19 Lifetime anxiety disorder: 11
Schmidt, 2008 ⁸³ Fair	CD-ROM-based CBT (unguided)	Nine modules completed over 8-12 weeks	12	New referrals to an adult ED outpatient clinic United Kingdom	Adults with BN and EDNOS (DSM-IV), referred by general practitioners to an ED outpatient center. Of those randomized, 62% had BN and 38% had EDNOS.	97	NR
Telch, 1990 ⁸⁶ Fair	Group CBT	10 weekly, 90-min group sessions	10	Newspaper advertisements offering free treatment for compulsive binge-eating United Kingdom	Adult women (18-65 y) with compulsive binge-eating but no purging (DSM-II-R BN criteria except for purging criterion), responding to study advertisements	44	NR: Concurrent unipolar or bipolar affective disorder, psychosis, drug abuse, or alcoholism and current use of antidepressants were reasons for exclusion

Appendix E Table 1. Detailed Evidence Table of Psychological Intervention Characteristics (KQ 4)

Author, Year Quality	Description of Intervention (s)	Intensity of Intervention (No. and Length of Sessions)	Duration (Weeks)	Recruitment Setting Country	Population	N	Proportion With Comorbidity Psychiatric Disorder (%)
Wade, 2017 ⁸⁹ Fair	Enhanced CBT for a group setting	18 2-hour group sessions and one 1-hour individual session in week 8	8	Outpatient university psychology clinic via clinician referrals, advertisements in papers, posters, and via e-mails to undergraduate students Australia	Adult women (18-36 y) who met criteria for any ED (DSM-5), referred by a clinician (ED specialist, psychologist, or general practitioner) or responding to trial advertisements. Eight (20%) had AN, 23 (58%) had BN, two (5%) had BED, and seven (18%) had OSFED.	40	Current depressive disorder: 35 Current anxiety disorder: 23 Current substance misuse disorder: 5
Wagner, 2016 ⁹⁰ Good	Web-based CBT	11 assignments with individual feedback from therapists	16	Internet, press information, links posted on psychology and ED websites Germany	Adults (18-65 y) with BED (DSM-IV) and no current AN or BN, responding to trial advertisements	139	Depression: 6 Anxiety: 4
Wilfley, 1993 ⁹⁶ Fair	Group CBT and group IPT	15 weekly 90-min sessions	16	Newspaper advertisements offering free treatment for compulsive binge eating problems United States	Adult women (ages 18-65 y) with BN and binge eating (DSM-III BN criteria, and those meeting all BN criteria except for purging), responding to study advertisements	56	NR: Concurrent DSM-III-R diagnosis of unipolar or bipolar affective disorder, psychosis, drug abuse, alcoholism, or current major depressive episode was a reason for exclusion

* Definition used for subclinical ED included endorsement of high levels of body dissatisfaction and one or more of the following behaviors at subclinical levels for weight-control purposes on the Questionnaire for Eating Disorder Diagnoses: bingeing, laxative use, diuretic use, 24-h fasting, appetite control pill use, strict dieting, or maladaptive exercise (exercising despite injury or exercise that interferes with other important activities).

† Full or subthreshold criteria; subthreshold criteria defined as binge eating greater than once weekly in frequency and with a duration of at least 6 months (42% randomized).

‡ DSM (or other condition definition) used not reported. Subthreshold BN was defined as at least twice-monthly episodes of binge eating and compensatory behaviors during the last 3 months. Subthreshold BED required at least 2 days with objective bulimic episodes per month during the past 6 months, with binge-eating episodes rated as “markedly stressful.”

§ The intervention is 8 weeks of CBT followed by five booster sessions across the 12-month period; there is only a control group for the first 8 weeks and uncontrolled outcomes of intervention only are not eligible.

Abbreviations: AN=anorexia nervosa; BED=binge-eating disorder; BMI=body mass index; BN=bulimia nervosa; CBT=cognitive behavioral therapy; CFT=compassion-focused therapy; DBT=dialectical behavior therapy; DBT-AF=dialectical behavior therapy, appetite focused; DSM-II-R=Statistical Manual of Mental Disorders, Version 2-Revised; DSM-III=Statistical Manual of Mental Disorders, Version 3; DSM-III-R=Statistical Manual of Mental Disorders, Version 3-Revised; DSM-IV=Statistical Manual of Mental Disorders, Version 4; DSM-IV-TR=Statistical Manual of Mental Disorders, Version 4 Multiaxial System; DSM-5=Statistical Manual of Mental Disorders, Version 5; ED=eating disorder; EDNOS=eating disorder not otherwise specified; IMPULS=cognitive behavioral group intervention focused on impulsive eating; IPT=interpersonal therapy; KQ=key question;

Appendix E Table 1. Detailed Evidence Table of Psychological Intervention Characteristics (KQ 4)

MDD=major depressive disorder; NR=not reported; OCD=obsessive compulsive disorder; OSFED=Other Specified Feeding and Eating Disorders; PCP=primary care physician; PTSD=posttraumatic stress disorder; vs.=versus.

Appendix E Table 2. Results of Randomized, Placebo Controlled Trials of Pharmacotherapy for Eating Disorders (KQ 4)

T (Diagnosis)	Author, Year	Dose (md/day)	Outcome Measure	Time Point (Weeks)	T N	T Baseline Mean Score (SD)	T Score Change From Baseline	Placebo N	Placebo Baseline Mean Score	Placebo Score Change From Baseline	Between-Group Difference in Mean Change	Between-Group P Value for Change From Baseline
Lisdex-amfetamine (BED)	Guerdjikova, 2016 ⁴⁵	20-70 (mean: 60)	YBOCS-BE	12	25	20.30 (4.5)	-12.10 (7.3)	25	20.90 (2.60)	-9.30 (8.1)	-2.8 (-7.4 to 1.8)	0.23
	McElroy, 2016a ⁶⁹	30-70 (mean: 57)	YBOCS-BE	12	192	21.8 (4.9)	-15.68 SE: 0.55	187	21.6 (4.8)	-8.28 SE: 0.55	-7.4 (-8.93 to -9.51)	<0.001
	McElroy, 2016b ⁶⁹	30-70 (mean: 58)	YBOCS-BE	12	195	21.2 (4.4)	-15.36 SE: 0.57	195	21.6 (4.8)	-7.42 SE: 0.57	-7.94 (-9.51 to -6.36)	<0.001
	McElroy, 2016a ⁶⁹	30-70 (mean: 57)	SDS	12	192	10.5 (7.2)	-7.76 SE: 0.42	187	10.8 (7.5)	-4.96 SE: 0.43	-2.8 (-3.98 to -1.61)	<0.001
	McElroy, 2016b ⁶⁹	30-70 (mean: 58)	SDS	12	195	10.9 (7.8)	-8.74 (SE: 0.4)	195	11.3 (7.3)	-5.04 SE: 0.41	-3.7 (-4.81 to -2.58)	<0.001
	McElroy, 2015 ⁶⁷	50	YBOCS-BE	11	65	19.5 (5.2)	-15.3 SE: 0.83	63	20.9 (4.61)	-12 SE: 0.87	-3.25	0.008
	McElroy, 2015 ⁶⁷	50	BES	11	65	27.4 (7.2)	-17.6 SE: 1.24	63	27 (8.62)	-12.2 SE: 1.28	-5.4	0.002
	McElroy, 2015 ⁶⁷	50	MADRS	11	65	3.6 (3.3)	-1.3 SE: 0.33	63	3.4 (3.39)	-1.7 SE: 0.35	0.49	0.31
	McElroy, 2015 ⁶⁷	50	HAM-A	11	65	2.3 (2.6)	-1.1 SE: 0.29	63	2.5 (3.01)	-1.5 SE: 0.30	0.4	0.33
	McElroy, 2015 ⁶⁷	50	SF-12 Phy.	11	65	49.16 (9.1)	2.4 SE: 0.74	63	49.54 (7.875)	1.3 SE: 0.78	1.1	0.31
	McElroy, 2015 ⁶⁷	50	SF-12 Men.	11	65	46.74 (9.6)	5.5 SE: 0.99	63	48.74 (10.24)	4.9 SE: 1.03	0.6	0.65
Fluoxetine (BED)	Grilo, 2005 ³⁹	60	EDE-Q	16	27	3.90 (1.2)	-0.80	27	3.50 (1.50)	-0.90	0.10	NS
	Grilo, 2005 ³⁹	60	BDI	16	27	16.90 (8.4)	-5.10	27	18.70 (9.7)	-7.00	1.90	NS
	Arnold, 2002 ²¹	20-80	HAM-D	6	30	4.80 (4.3)	-2.20	30	4.20 (2.90)	1.30	-3.01	0.003

Appendix E Table 2. Results of Randomized, Placebo Controlled Trials of Pharmacotherapy for Eating Disorders (KQ 4)

T (Diagnosis)	Author, Year	Dose (md/day)	Outcome Measure	Time Point (Weeks)	T N	T Baseline Mean Score (SD)	T Score Change From Baseline	Placebo N	Placebo Baseline Mean Score	Placebo Score Change From Baseline	Between-Group Difference in Mean Change	Between-Group P Value for Change From Baseline
Fluoxetine +CBT (BED)	Grilo, 2005 ³⁹	60	EDE-Q	16	26	4.00 (1.1)	-1.80	27	3.50 (1.50)	-0.90	-0.90	0.002
	Grilo, 2005 ³⁹	60	BDI	16	26	20.20 (12.1)	-11.00	27	18.70 (9.7)	-7.00	-4.00	NS
Fluvoxamine (BED)	Pearlstein, 2003 ⁷⁵	mean: 239	BDI	12	7	0.44 (0.2)	-0.12	9	0.68 (0.57)	-0.31	0.19	<0.1
	Pearlstein, 2003 ⁷⁵	mean: 239	HAM-D	12	8	10.78 (9.2)	-1.40	8	14.27 (12.40)	-6.89	5.49	NR
Sertraline (BED)	McElroy, 2000 ⁶⁰	50-200	HAM-D	6	18	6.4 (3.9)	NR	16	7.5 (8.4)	NR	1.33 (SE: 1.0)	0.19
Escitalopram (BED)	Guerdjikova, 2008 ⁴²	10-30 (mean: 27)	YBOCS-BE	12	21	19.1 (5.3)	-11.2	23	19 (3.6)	-7.7	-3.5	0.059
	Guerdjikova, 2008 ⁴²	10-30 (mean: 27)	HAM-D	12	21	4.6 (3.8)	-2.2	23	5.7 (4.5)	-0.9	-1.3	0.097
Topiramate (BED)	McElroy, 2003 ⁶²	25-600 (median: 212)	YBOCS-BE	14	30	21.5 (3.9)	NR	31	21.60 (4.6)	NR	-2.55	0.004
	McElroy, 2007 ⁶⁵	25-400 (mean: 300)	YBOCS-BE	16	202	21.1 (4.9)	-14.3 (8.9)	202	16.80 (4.5)	-7.90 (SD: 8.9)	-6.40	<0.001
	McElroy, 2003 ⁶²	25-600 (median: 212)	HAM-D	14	30	5.9 (5.1)	NR	31	5.80 (4.80)	NR	NR	0.28
	McElroy, 2007 ⁶⁵	25-400 (mean: 300)	MADRS	16	202	5.9 (5.4)	-0.2 (7)	202	6.70 (5.50)	-0.70 (6.2)	0.50	0.893
	McElroy, 2007 ⁶⁵	25-400 (mean: 300)	HAM-A	16	202	5.1 (4.8)	-0.7 (4.9)	202	5.50 (5.10)	-1.30 (4.5)	0.60	0.493
Bupropion (BED)	White, 2013 ⁹⁵	300	EDE-Q	8	31	2.5 (1.1)	-0.70	30	2.70 (0.80)	-0.70	0.00	0.15
	White, 2013 ⁹⁵	300	BDI	8	31	13.4 (9.8)	-5.40	30	10.80 (6.10)	-2.10	-3.30	0.84

Appendix E Table 2. Results of Randomized, Placebo Controlled Trials of Pharmacotherapy for Eating Disorders (KQ 4)

T (Diagnosis)	Author, Year	Dose (md/day)	Outcome Measure	Time Point (Weeks)	T N	T Baseline Mean Score (SD)	T Score Change From Baseline	Placebo N	Placebo Baseline Mean Score	Placebo Score Change From Baseline	Between-Group Difference in Mean Change	Between-Group P Value for Change From Baseline
Duloxetine (BED)	Guerdjikova, 2012 ⁴⁴	60-90	IDS	12	20	35.6 (7.9)	-16.5	20	35.4 (5.4)	-13.8	-2.7	0.32
	Guerdjikova, 2012 ⁴⁴	60-90	HAM-A	12	20	16.9 (9.1)	-7.3	20	16.2 (5.7)	-9	1.7	0.6
Imipramine (BED)	Laederach-Hofmann, 1998 ⁵⁵	75	HAM-D	8	15	22.6 (9.8)	-9.6 (7.1)	16	21.30 (12.00)	-3.50 (8.9)	-6.10	NR
	Laederach-Hofmann, 1998 ⁵⁵	75	SDS	8	15	35.3 (6.3)	-6.3 (5)	16	35.00 (5.80)	-4.60 (4.3)	-1.70	NR
Duloxetine (BED)	Guerdjikova, 2012 ⁴⁴	60-90	YBOCS-BE	12	20	22.3 (3.5)	-12.9	20	21.6 (2.8)	-11.3	-1.6	0.47
Desipramine (BN)	Walsh, 1991 ⁹³	200-300	HAM-D	8	40	8.3 (4.6)	-2.3	38	7.3 (4.6)	-0.8	-1.5	NS
	Walsh, 1991 ⁹³	200-300	BDI	8	40	10.4 (7.3)	-1.2	38	15 (11.1)	-2	0.8	NS
	Walsh, 1991 ⁹³	200-300	STAI-State	8	40	48.1 (12.2)	-2.6	38	51.5 (14.3)	-2.2	-0.4	NS
	Walsh, 1991 ⁹³	200-300	STAI-Trait	8	40	51.9 (10.5)	-5.4	38	54.3 (10.3)	-0.2	-5.2	0.01
Fluoxetine (BN)	Kaneva, 1995 ⁵³	60	EAT	8	24	40.3 (15.6)	-10.70	26	42.50 (15.40)	-6.60	-4.10	NR
	Fluoxetine Bulimia Nervosa Collaborative Study Group, 1992 ⁷⁴	60	EAT	8	129	31.5 (12.5)	-8.5	129	35.9 (13.3)	-4	-4.5 (median)	P=.001
	Kaneva, 1995 ⁵³	60	EDI	8	24	69.4 (22.5)	-19.40	26	80.50 (25.10)	-18.60	-0.80	NR
	Mitchell, 2001 ⁷³	60	EDI	16	26	66.8 (16.2)	NR	22	72.11 (14.59)	NR	NR	p>0.15
	Kaneva, 1995 ⁵³	60	BITE	8	24	24.3 (2.3)	-2.00	26	23.90 (3.50)	-1.80	-0.20	NR
	Kaneva, 1995 ⁵³	60	HDRS-17	8	24	9.3 (4.5)	-3.80	26	9.40 (4.90)	-1.70	-2.10	0.12

Appendix E Table 2. Results of Randomized, Placebo Controlled Trials of Pharmacotherapy for Eating Disorders (KQ 4)

T (Diagnosis)	Author, Year	Dose (md/day)	Outcome Measure	Time Point (Weeks)	T N	T Baseline Mean Score (SD)	T Score Change From Baseline	Placebo N	Placebo Baseline Mean Score	Placebo Score Change From Baseline	Between-Group Difference in Mean Change	Between-Group P Value for Change From Baseline
	Fluoxetine Bulimia Nervosa Collaborative Study Group, 1992 ⁷⁴	60	HDRS	8	129	11.9 (7.3)	-5	129	11.8 (7.7)	-3	-2 (median)	p<0.001
	Mitchell, 2001 ⁷³	60	HAM-D	16	26	8.85 (6.8)	NR	22	10.91 (5.89)	NR	NR	p>0.15
	Kaneva, 1995 ⁵³	60	State Anxiety	8	24	50.3 (11.8)	-7.80	26	45.80 (11.40)	-1.30	-6.50	0.0004
Fluoxetine + self-help (BN)	Mitchell, 2001 ⁷³	60	EDI	16	21	58.11 (15.1)	NR	22	72.11 (14.59)	NR	NR	p>0.15
	Mitchell, 2001 ⁷³	60	HAM-D	16	21	8.1 (6.6)	NR	22	10.91 (5.89)	NR	NR	p>0.15

Abbreviations: BDI=Beck Depression Inventory; BED=binge eating disorder; BES=Binge Eating Scale; BMI=body mass index; BITE=Bulimia Investigatory Test Edinburgh; BN=bulimia nervosa; CBT=cognitive behavioral therapy; EAT=Eating Attitudes Test; EDE-Q=Eating Disorder Examination Questionnaire; EDI=Eating Disorder Inventory; HAM-A=Hamilton Depression Rating Scale--Anxiety; HAM-D=Hamilton Depression Rating Scale--Depression; HDRS=Hamilton Depression Rating Scale; HDRS-17=Hamilton Depression Rating Scale--17; IDS=Inventory of Depressive Symptomatology; KQ=key question; MADRS=Montgomery-Åsberg Depression Rating Scale; NR=not reported; NS=not significant; SD=standard deviation; SDS=Zung Self-Rating Depression Scale; SE=standard error; SF-12=12-Item Short Form Survey; STAI=State-Trait Anxiety Inventory; T=treatment; YBOCS-BE=Yale-Brown Obsessive Compulsive Scale modified for binge eating.

Appendix E Table 3. Harms

Author, Year Quality	Time Point (weeks)	Intervention (N) Control (N)	Psychiatric/Mood-Related Adverse Effects	Neurologic/Sleep-Related Adverse Effects	GI Adverse Effects	Respiratory-Related Adverse Effects	Other Adverse Outcomes (N)
Arnold, 2002 ²¹	6	G1: Fluoxetine (30) G2: Placebo (30)	NR	NR	NR	NR	No significant differences between treatment groups in the incidence of adverse events*
Guerdjikova, 2016 ⁴⁵	12	G1: Lisdexamfetamine (25) G2: Placebo (25)	Disturbance in attention G1: 3 G2: 0 NS Increased talkativeness G1: 3 G2: 0 NS Anxiety G1: 2 G2: 0 NS Irritability G1: 1 G2: 1 NS	Insomnia G1: 11 G2: 2 p<0.05 Jitteriness G1: 7 G2: 0 p<0.05 Headache G1: 5 G2: 5 NS Dizziness G1: 3 G2: 0 NS Hand tremor G1: 2 G2: 1 NS Increased dreaming G1: 1 G2: 3 NS Paresthesias G1: 1 G2: 1 NS	Diarrhea G1: 4 G2: 1 NS GI disturbance G1: 2 G2: 1 NS Nausea G1: 2 G2: 3 NS Constipation G1: 0 G2: 2 NS	Respiratory disorder G1: 5 G2: 2 NS Influenza-like illness G1: 2 G2: 4 NS Sinus problems G1: 2 G2: 1 NS	Withdrawal due to AE: G1: 2 G2: 2 NS Dry mouth G1: 12 G2: 0 p<0.05 Fatigue G1: 2 G2: 4 NS Back pain G1: 1 G2: 1 NS Palpitations G1: 1 G2: 1 NS

Appendix E Table 3. Harms

Author, Year Quality	Time Point (weeks)	Intervention (N) Control (N)	Psychiatric/Mood-Related Adverse Effects	Neurologic/Sleep-Related Adverse Effects	GI Adverse Effects	Respiratory-Related Adverse Effects	Other Adverse Outcomes (N)
McElroy, 2003 ⁶²	14	G1: Topiramate (38) G2: Placebo (31)	Nervousness G1: 7 G2: 3	AE reported by >15% randomized: Paresthasias G1: 21 G2: 3 p<0.05 Headache G1: 12 G2: 7 Dizziness G1: 8 G2: 4 Somnolence G1: 8 G2: 8 Language problems G1: 6 G2: 1 Confusion G1: 5 G2: 0 p<0.05	AE reported by >15% randomized: Dyspepsia G1: 9 G2: 7 Nausea G1: 6 G2: 5 Diarrhea G1: 5 G2: 5	AE reported by >15% randomized: URI: G1: 5 G2: 1	AE reported by >15% randomized: Dry mouth G1: 13 G2: 9 Back pain G1: 6 G2: 2 Fatigue G1: 6 G2: 7 Taste perversion G1: 6 G2: 0 p<0.05

Appendix E Table 3. Harms

Author, Year Quality	Time Point (weeks)	Intervention (N) Control (N)	Psychiatric/Mood-Related Adverse Effects	Neurologic/Sleep-Related Adverse Effects	GI Adverse Effects	Respiratory-Related Adverse Effects	Other Adverse Outcomes (N)
Fluoxetine Bulimia Nervosa Collaborative Study Group, 1992 ⁷⁴	8	G1: Fluoxetine 20 mg (129) G1: Fluoxetine 60 mg (129) G3: Placebo (129)	NR	AE that occurred significantly (p<0.05) more with G1 + G2 vs. G3: Insomnia G1: 23 G2: 30 G3: 10 p<0.001 Asthenia G1: 16 G2: 23 G3: 11 p=0.039 Tremor G1: 4 G2: 12 G3: 0 p<0.001	AE that occurred significantly (p<0.05) more with G1 + G2 vs. G3: Nausea G1: 20 G2: 28 G3: 14 p=0.021	NR	AE that occurred significantly (p<0.05) more with G1 + G2 vs. G3: Sweating G1: 4 G2: 7 G3: 1 p=0.036 Urinary frequency G1: 0 G2: 5 G3: 2 p=0.012 Palpitation G1: 1 G2: 5 G3: 1 p=0.017 Yawn: G1: 1 G2: 5 G3: 1 p=0.017 Mydriasis G1: 0 G2: 3 G3: 0 p=0.018 Vasodilatation G1: 4 G2: 1 G3: 0 p=0.029

Appendix E Table 3. Harms

Author, Year Quality	Time Point (weeks)	Intervention (N) Control (N)	Psychiatric/Mood-Related Adverse Effects	Neurologic/Sleep-Related Adverse Effects	GI Adverse Effects	Respiratory-Related Adverse Effects	Other Adverse Outcomes (N)
Guerdjukova, 2008 ⁴²	12	G1: Escitalopram (21) G2: Placebo (21)	Nervousness: G1: 2 G2: 1	Headache: G1: 2 G2: 4 Insomnia: G1: 3 G2: 3	Diarrhea: G1: 5 G2: 5 GI flu: G1: 3 G2: 2 Nausea: G1: 1 G2: 3	URI G1: 2 G2: 1 Cold/pharyngitis: G1: 1 G2: 4	Dry mouth: G1: 7 G2: 6 Fatigue: G1: 3 G2: 5 Increased urinary frequency: G1: 3 G2: 0 Sweating: G1: 3 G2: 0 Sexual dysfunction: G1: 3 G2: 0 Yawning: G1: 3 G2: 0 Edema: G1: 1 G2: 3
McElroy, 2007 ⁶⁵	16	G1: Topiramate (202) G2: Placebo (202)	Difficulty with Concentration/attention (%) G1: 26 G2: 5 p<0.001	Paraesthesia (%) G1: 113 G2: 25 p<0.001 Somnolence (%) G1: 34 G2: 26 p=0.327 Difficulty with memory NOS (%) G1: 25 G2: 12 p=0.037 Headache (%) G1: 25 G2: 29 p=0.661	Nausea G1: 32 G2: 25 p=0.391	URI (%) G1: 37 G2: 20 p=0.022	Taste perversion (%) G1: 28 G2: 2 p<0.01 Dry mouth (%) G1: 27 G2: 22 p=0.543

Appendix E Table 3. Harms

Author, Year Quality	Time Point (weeks)	Intervention (N) Control (N)	Psychiatric/Mood-Related Adverse Effects	Neurologic/Sleep-Related Adverse Effects	GI Adverse Effects	Respiratory-Related Adverse Effects	Other Adverse Outcomes (N)
McElroy, 2016a ⁶⁹	12	G1: Lisdexamfetamine (192) G2: Placebo (187)	Irritability G1: 16 G2: 13 Anxiety G1: 13 G2: 2 Columbia-Suicide Severity Rating Scale Only a single case of any active suicidal ideation in each arm at weeks 1 and 12 “No positive affirmations including preparatory acts, actual, interrupted, or aborted suicide attempts with either treatment”	Insomnia G1: 34 G2: 14 Headache G1: 26 G2: 17 Feeling jittery G1: 11 G2: 2	Decreased appetite G1: 17 G2: 6 Nausea G1: 16 G2: 14 Constipation G1: 11 G2: 4	URI G1: 8 G2: 11	Any treatment-emergent AE G1: 158 G2: 110 Treatment-emergent AE related to study drug G1: 134 G2: 71 Serious treatment-emergent AE G1: 3 G2: 2 Severe treatment-emergent AE G1: 17 G2: 6 Treatment-emergent AE leading to discontinuation G1: 12 G2: 5 Dry mouth G1: 76 G2: 16 Heart rate increased G1: 14 G2: 5 Hyperhidrosis G1: 10 G2: 1 Fatigue G1: 7 G2: 10

Appendix E Table 3. Harms

Author, Year Quality	Time Point (weeks)	Intervention (N) Control (N)	Psychiatric/Mood-Related Adverse Effects	Neurologic/Sleep-Related Adverse Effects	GI Adverse Effects	Respiratory-Related Adverse Effects	Other Adverse Outcomes (N)
McElroy, 2016b ⁶⁹	12	G1: Lisdexamfetamine (181) G2: Placebo (185)	Irritability G1: 9 G2: 6 Columbia-Suicide Severity Rating Scale (per authors): “No positive affirmations including preparatory acts, actual, interrupted, or aborted suicide attempts with either treatment” “No positive affirmations of active suicidal ideation with either treatment”	Headache G1: 32 G2: 16 Insomnia G1: 19 G2: 6 Feeling jittery G1: 10 G2: 0	Decreased appetite G1: 11 G2: 3 Nausea G1: 16 G2: 8 Constipation G1: 10 G2: 1	NR	Any treatment-emergent AE G1: 140 G2: 94 Serious treatment-emergent AE G1: 1 G2: 2 Treatment-emergent AE related to study drug G1: 119 G2: 56 Dry mouth G1: 60 G2: 11 Fatigue G1: 17 G2: 9 Blood pressure increased G1: 9 G2: 5 Fatigue G1: 17 G2: 9

Appendix E Table 3. Harms

Author, Year Quality	Time Point (weeks)	Intervention (N) Control (N)	Psychiatric/Mood-Related Adverse Effects	Neurologic/Sleep-Related Adverse Effects	GI Adverse Effects	Respiratory-Related Adverse Effects	Other Adverse Outcomes (N)
McElroy, 2015 ⁶⁷	11	G1: Lisdexamfetamine 30 mg/day (66) G2: Lisdexamfetamine 50 mg/day (65) G3: Lisdexamfetamine 70 mg/day (65) G4: Placebo (63)	Irritability G1: 5 G2: 3 G3: 3 G4: 4 Anxiety G1: 4 G2: 4 G3: 1 G4: 0 One participant died during the study. Postmortem toxicology analysis reported that methamphetamine/amphetamine levels were consistent with a methamphetamine overdose.	Insomnia G1: 7 G2: 10 G3: 9 G4: 1 Headache G1: 9 G2: 9 G3: 5 G4: 6 Feeling jittery G1: 1 G2: 3 G3: 5 G4: 0 Sleep disorder G1: 1 G2: 3 G3: 4 G4: 0	Decreased appetite G1: 17 G2: 13 G3: 12 G4: 4 Constipation G1: 6 G2: 3 G3: 5 G4: 1 Diarrhea G1: 4 G2: 5 G3: 1 G4: 0	Nasopharyngitis G1: 8 G2: 1 G3: 3 G4: 2 URI G1: 1 G2: 3 G3: 5 G4: 4	Any treatment-emergent AE G1: 57 G2: 56 G3: 53 G4: 37 Serious treatment-emergent AE G1: 2 G2: 0 G3: 1 G4: 0 G4: 0 Dry mouth G1: 22 G2: 22 G3: 27 G4: 5 Palpitations G1: 4 G2: 2 G3: 3 G4: 0 Incidence of any treatment-emergent AE was significantly higher for the combined treatment (84.7%) vs. placebo group (58.7%)

* Authors provided only the “most common” adverse effects in the fluoxetine group only (including dry mouth, headache, and nausea), but no rates from the placebo group.

Abbreviations: AE=adverse event; G=group; GI=gastrointestinal; NOS=not otherwise specified; NR=not reported; NS=not significant; URI=Upper Respiratory Infection.

Appendix F Figure 1. Summary Receiver Operating Characteristics Curve for Screening Test Accuracy of SCOFF (Cut Point ≥ 2) in Adults

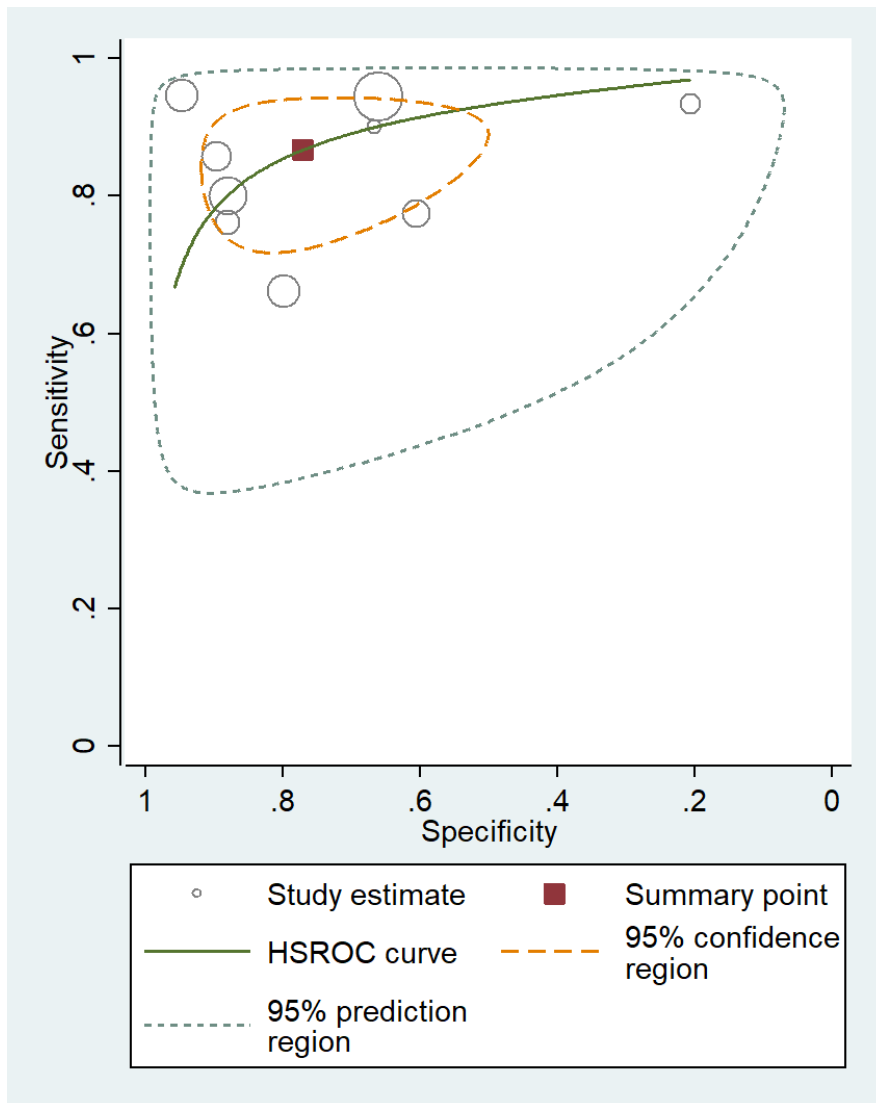


Figure Notes: The 95% confidence region provides a visual estimate of the amount of variation around the pooled estimate that is due to sampling variation (i.e., chance). It is the region within which we expect the true pooled summary point to lie. It can be used to assess precision of the pooled estimate. The smaller the region, the more precise the estimate. In this figure, precision of the estimates for specificity is higher compared with the precision of the estimates for sensitivity. The 95% prediction region provides a visual estimate of the between-study variability that cannot be attributed to chance. It is the region within which we expect any future individual study estimate to lie. It can be used to assess the consistency of study findings. The larger the prediction region is within the SROC space and relative to the size of the confidence region, the more inconsistency (i.e., heterogeneity) is present.

Abbreviations: HSROC=hierarchical summary receiver operating characteristic; SROC=summary receiver operating characteristic.

Appendix F Figure 2. Summary Receiver Operating Characteristics Curve for Screening Test Accuracy of SCOFF (Cut Point ≥ 3) in Adults

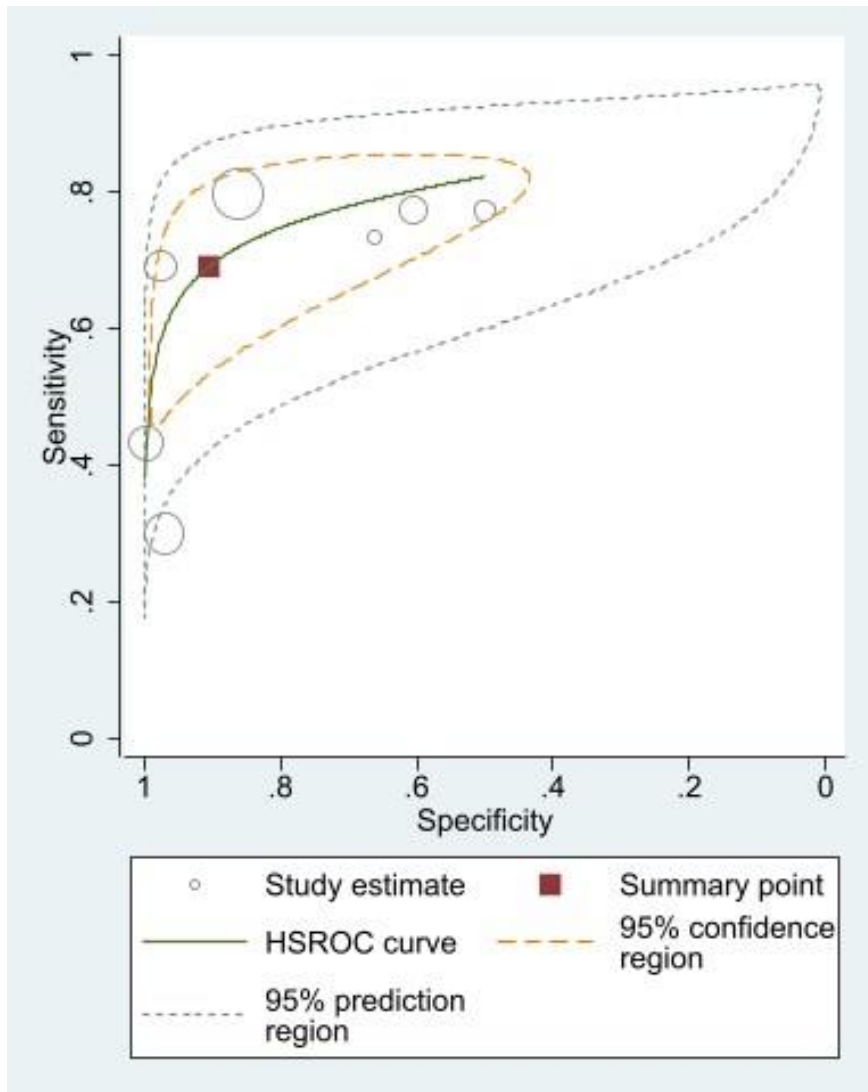


Figure Notes: The 95% confidence region provides a visual estimate of the amount of variation around the pooled estimate that is due to sampling variation (i.e., chance). It is the region within which we expect the true pooled summary point to lie. It can be used to assess precision of the pooled estimate. The smaller the region, the more precise the estimate. In this figure, precision of the estimates for specificity is higher compared with the precision of the estimates for sensitivity. The 95% prediction region provides a visual estimate of the between-study variability that cannot be attributed to chance. It is the region within which we expect any future individual study estimate to lie. It can be used to assess the consistency of study findings. The larger the prediction region is within the SROC space and relative to the size of the confidence region, the more inconsistency (i.e., heterogeneity) is present.

Abbreviations: HSROC=hierarchical summary receiver operating characteristic SROC=summary receiver operating characteristic.

Appendix References

1. American Psychiatric Association, D. S. M. Task Force. Diagnostic and statistical manual of mental disorders : DSM-5. Arlington, VA: American Psychiatric Association; 2013.
2. Hudson JI, Hiripi E, Pope HG, Jr., et al. The prevalence and correlates of eating disorders in the National Comorbidity Survey Replication. *Biol Psychiatry*. 2007 Feb 1;61(3):348-58. doi: 10.1016/j.biopsych.2006.03.040. PMID: 16815322.
3. Kessler RC, Berglund P, Chiu WT, et al. The US National Comorbidity Survey Replication (NCS-R): design and field procedures. *Int J Methods Psychiatr Res*. 2004;13(2):69-92. doi: 10.1002/mpr.167. PMID: 15297905.
4. Kessler RC, Ustun TB. The World Mental Health (WMH) Survey Initiative Version of the World Health Organization (WHO) Composite International Diagnostic Interview (CIDI). *Int J Methods Psychiatr Res*. 2004;13(2):93-121. doi: 10.1002/mpr.168. PMID: 15297906.
5. Swanson SA, Crow SJ, Le Grange D, et al. Prevalence and correlates of eating disorders in adolescents. Results from the national comorbidity survey replication adolescent supplement. *Arch Gen Psychiatry*. 2011 Jul;68(7):714-23. doi: 10.1001/archgenpsychiatry.2011.22. PMID: 21383252.
6. Kessler RC, Avenevoli S, Costello EJ, et al. Design and field procedures in the US National Comorbidity Survey Replication Adolescent Supplement (NCS-A). *Int J Methods Psychiatr Res*. 2009 Jun;18(2):69-83. doi: 10.1002/mpr.279. PMID: 19507169.
7. Duncan AE, Ziobrowski HN, Nicol G. The Prevalence of Past 12-Month and Lifetime DSM-IV Eating Disorders by BMI Category in US Men and Women. *Eur Eat Disord Rev*. 2017 May;25(3):165-71. doi: 10.1002/erv.2503. PMID: 28127825.
8. Udo T, Grilo CM. Prevalence and correlates of DSM-5-Defined Eating Disorders in a nationally representative sample of U.S. adults. *Biol Psychiatry*. 2018 Sep 1;84(5):345-54. doi: 10.1016/j.biopsych.2018.03.014. PMID: 29859631.
9. Grant BF, Kaplan K, Shepard J, et al. Source and accuracy statement for wave 1 of the 2001–2002 National Epidemiologic Survey on Alcohol and Related Conditions. 2003.
10. Hornberger LL, Lane MA. Identification and management of eating disorders in children and adolescents. *Pediatrics*. 2020:e2020040279. doi: 10.1542/peds.2020-040279.
11. ACOG Committee Opinion No. 740: gynecologic care for adolescents and young women with eating disorders. *Obstet Gynecol*. 2018 Jun;131(6):e205-e13. doi: 10.1097/aog.0000000000002652. PMID: 29794682.
12. Yager J, Andersen A, Devlin M, et al. Practice guideline for the treatment of patients with eating disorders: American Psychiatric Association; 2002.
13. National Institute for Health Care Excellence. Eating disorders: recognition and treatment: NICE; 2017.
14. Academy for Eating Disorders' Medical Care Standards Committee. Eating disorders: a guide to medical care: AED; 2016.
15. Golden NH, Katzman DK, Sawyer SM, et al. Position paper of the society for adolescent health and medicine: medical management of restrictive eating disorders in adolescents and young adults references. *J Adolesc Health*. 2015;56(1):121-5.
16. Lock J, La Via MC. Practice parameter for the assessment and treatment of children and adolescents with eating disorders. *J Am Acad Child Adolesc Psychiatry*. 2015;54(5):412-25.
17. U.S. Preventive Services Task Force. U.S. Preventive Services Task Force procedure manual. Rockville, MD: U.S. Preventive Services Task Force; 2015.

Appendix References

- <https://www.uspreventiveservicestaskforce.org/Page/Name/procedure-manual>. Accessed December 17, 2019.
18. Agras WS, Schneider JA, Arnow B, et al. Cognitive-behavioral and response-prevention treatments for bulimia nervosa. *J Consult Clin Psychol*. 1989 Apr;57(2):215-21. doi: 10.1037//0022-006x.57.2.215. PMID: 2708607.
 19. Alfonsson S, Parling T, Ghaderi A. Group behavioral activation for patients with severe obesity and binge eating disorder: a randomized controlled trial. *Behav Modif*. 2015;39(2):270-94. doi: 10.1177/0145445514553093. PMID: 2015-07848-002.
 20. Alger SA, Schwalberg MD, Bigaouette JM, et al. Effect of a tricyclic antidepressant and opiate antagonist on binge-eating behavior in normoweight bulimic and obese, binge-eating subjects. *Am J Clin Nutr*. 1991 Apr;53(4):865-71. doi: 10.1093/ajcn/53.4.865. PMID: 2008865.
 21. Arnold LM, McElroy SL, Hudson JI, et al. A placebo-controlled, randomized trial of fluoxetine in the treatment of binge-eating disorder. *J Clin Psychiatry*. 2002 Nov;63(11):1028-33. doi: 10.4088/jcp.v63n1113. PMID: 12444817.
 22. Bachar E, Latzer Y, Kreitler S, et al. Empirical comparison of two psychological therapies. Self psychology and cognitive orientation in the treatment of anorexia and bulimia. *J Psychother Pract Res*. 1999 Spring;8(2):115-28. PMID: 10079459.
 23. Barlow J, Blouin J, Blouin A, et al. Treatment of bulimia with desipramine: a double-blind crossover study. *Can J Psychiatry*. 1988 Mar;33(2):129-33. doi: 10.1177/070674378803300211. PMID: 3284630.
 24. Cachelin FM, Gil-Rivas V, Palmer B, et al. Randomized controlled trial of a culturally-adapted program for Latinas with binge eating. *Psychol Serv*. 2019;16(3):504-12. doi: 10.1037/ser0000182. PMID: 2018-14470-001.
 25. Carrard I, Crépin C, Rouget P, et al. Randomised controlled trial of a guided self-help treatment on the internet for binge eating disorder. *Behav Res Ther*. 2011;49(8):482-91. doi: 10.1016/j.brat.2011.05.004. PMID: 2011-11595-001.
 26. Carter JC, Fairburn CG. Cognitive-behavioral self-help for binge eating disorder: a controlled effectiveness study. *J Consult Clin Psychol*. 1998 Aug;66(4):616-23. doi: 10.1037//0022-006x.66.4.616. PMID: 9735577.
 27. Carter JC, Olmsted MP, Kaplan AS, et al. Self-help for bulimia nervosa: a randomized controlled trial. *Am J Psychiatry*. 2003;160(5):973-8. doi: 10.1176/appi.ajp.160.5.973. PMID: 2003-03852-025.
 28. Carter JC, Kenny TE, Singleton C, et al. Dialectical behavior therapy self-help for binge-eating disorder: a randomized controlled study. *Int J Eat Disord*. 2020 Mar;53(3):451-60. doi: 10.1002/eat.23208. PMID: 31821592.
 29. DeBar LL, Striegel-Moore RH, Wilson GT, et al. Guided self-help treatment for recurrent binge eating: replication and extension. *Psychiatr Serv*. 2011 Apr;62(4):367-73. doi: 10.1176/ps.62.4.pss6204_0367. PMID: 21459987.
 30. DeBar LL, Wilson GT, Yarborough BJ, et al. Cognitive behavioral treatment for recurrent binge eating in adolescent girls: A pilot trial. *Cogn Behav Pract*. 2013;20(2):147-61. doi: 10.1016/j.cbpra.2012.04.001. PMID: 2012-15354-001.
 31. Duarte C, Pinto-Gouveia J, Stubbs RJ. Compassionate Attention and Regulation of Eating Behaviour: A pilot study of a brief low-intensity intervention for binge eating. *Clin Psychol Psychother*. 2017 Nov;24(6):O1437-o47. doi: 10.1002/cpp.2094. PMID: 28612453.

Appendix References

32. Fairburn CG, Cooper Z, Doll HA, et al. Transdiagnostic cognitive-behavioral therapy for patients with eating disorders: a two-site trial with 60-week follow-up. *Am J Psychiatry*. 2009 Mar;166(3):311-9. doi: 10.1176/appi.ajp.2008.08040608. PMID: 19074978.
33. Golay A, Laurent-Jaccard A, Habicht F, et al. Effect of Orlistat in Obese Patients with Binge Eating Disorder. *Obes Res*. 2005;13(10):1701-8. doi: 10.1038/oby.2005.208. PMID: 2005-15566-005.
34. Goldstein DJ, Wilson MG, Thompson VL, et al. Long-term fluoxetine treatment of bulimia nervosa. Fluoxetine Bulimia Nervosa Research Group. *Br J Psychiatry*. 1995 May;166(5):660-6. doi: 10.1192/bjp.166.5.660. PMID: 7620754.
35. Grant JE, Valle S, Cavic E, et al. A double-blind, placebo-controlled study of vortioxetine in the treatment of binge-eating disorder. *Int J Eat Disord*. 2019 Jul;52(7):786-94. doi: 10.1002/eat.23078. PMID: 30938842.
36. Green MA, Willis M, Fernandez-Kong K, et al. Dissonance-based eating disorder program reduces cardiac risk: A preliminary trial. *Health Psychol*. 2017 Apr;36(4):346-55. doi: 10.1037/hea0000438. PMID: 27808527.
37. Green MA, Willis M, Fernandez-Kong K, et al. A Controlled Randomized Preliminary Trial of a Modified Dissonance-Based Eating Disorder Intervention Program. *J Clin Psychol*. 2017 Dec;73(12):1612-28. doi: 10.1002/jclp.22468. PMID: 28249107.
38. Green MA, Kroska A, Herrick A, et al. A preliminary trial of an online dissonance-based eating disorder intervention. *Eat Behav*. 2018;31:88-98. doi: 10.1016/j.eatbeh.2018.08.007. PMID: 2018-56763-016.
39. Grilo CM, Masheb RM, Wilson GT. Efficacy of cognitive behavioral therapy and fluoxetine for the treatment of binge eating disorder: a randomized double-blind placebo-controlled comparison. *Biol Psychiatry*. 2005 Feb 1;57(3):301-9. doi: 10.1016/j.biopsych.2004.11.002. PMID: 15691532.
40. Grilo CM, White MA, Gueorguieva R, et al. Self-help for binge eating disorder in primary care: a randomized controlled trial with ethnically and racially diverse obese patients. *Behav Res Ther*. 2013 Dec;51(12):855-61. doi: 10.1016/j.brat.2013.10.002. PMID: 24189569.
41. Grilo CM, Masheb RM, White MA, et al. Treatment of binge eating disorder in racially and ethnically diverse obese patients in primary care: randomized placebo-controlled clinical trial of self-help and medication. *Behav Res Ther*. 2014;58:1-9. doi: 10.1016/j.brat.2014.04.002. PMID: 2014-27567-002.
42. Guerdjikova AI, McElroy SL, Kotwal R, et al. High-dose escitalopram in the treatment of binge-eating disorder with obesity: a placebo-controlled monotherapy trial. *Hum Psychopharmacol*. 2008 Jan;23(1):1-11. doi: 10.1002/hup.899. PMID: 18058852.
43. Guerdjikova AI, McElroy SL, Welge JA, et al. Lamotrigine in the treatment of binge-eating disorder with obesity: a randomized, placebo-controlled monotherapy trial. *Int Clin Psychopharmacol*. 2009 May;24(3):150-8. doi: 10.1097/YIC.0b013e328329c7b5. PMID: 19357528.
44. Guerdjikova AI, McElroy SL, Winstanley EL, et al. Duloxetine in the treatment of binge eating disorder with depressive disorders: a placebo-controlled trial. *Int J Eat Disord*. 2012 Mar;45(2):281-9. doi: 10.1002/eat.20946. PMID: 21744377.
45. Guerdjikova AI, Mori N, Blom TJ, et al. Lisdexamfetamine dimesylate in binge eating disorder: a placebo controlled trial. *Hum Psychopharmacol*. 2016 Sep;31(5):382-91. doi: 10.1002/hup.2547. PMID: 27650406.

Appendix References

46. Hedges DW, Reimherr FW, Hoopes SP, et al. Treatment of bulimia nervosa with topiramate in a randomized, double-blind, placebo-controlled trial, part 2: improvement in psychiatric measures. *J Clin Psychiatry*. 2003 Dec;64(12):1449-54. doi: 10.4088/jcp.v64n1208. PMID: 14728106.
47. Hill DM, Craighead LW, Safer DL. Appetite-focused dialectical behavior therapy for the treatment of binge eating with purging: a preliminary trial. *Int J Eat Disord*. 2011 Apr;44(3):249-61. doi: 10.1002/eat.20812. PMID: 20196109.
48. Hoopes SP, Reimherr FW, Hedges DW, et al. Treatment of bulimia nervosa with topiramate in a randomized, double-blind, placebo-controlled trial, part 1: improvement in binge and purge measures. *J Clin Psychiatry*. 2003 Nov;64(11):1335-41. doi: 10.4088/jcp.v64n1109. PMID: 14658948.
49. Horne RL, Ferguson JM, Pope HG, Jr., et al. Treatment of bulimia with bupropion: a multicenter controlled trial. *J Clin Psychiatry*. 1988 Jul;49(7):262-6. PMID: 3134343.
50. Hudson JI, McElroy SL, Raymond NC, et al. Fluvoxamine in the treatment of binge-eating disorder: a multicenter placebo-controlled, double-blind trial. *Am J Psychiatry*. 1998 Dec;155(12):1756-62. doi: 10.1176/ajp.155.12.1756. PMID: 9842788.
51. Hughes PL, Wells LA, Cunningham CJ, et al. Treating bulimia with desipramine. A double-blind, placebo-controlled study. *Arch Gen Psychiatry*. 1986 Feb;43(2):182-6. doi: 10.1001/archpsyc.1986.01800020092012. PMID: 3511878.
52. Jacobi C, Völker U, Trockel MT, et al. Effects of an Internet-based intervention for subthreshold eating disorders: a randomized controlled trial. *Behav Res Ther*. 2012 Feb;50(2):93-9. doi: 10.1016/j.brat.2011.09.013. PMID: 22137366.
53. Kaneva R, Rissanen A, Sarna S. Fluoxetine in the treatment of anxiety, depressive symptoms, and eating-related symptoms in bulimia nervosa. *Nordic Journal of Psychiatry*. 1995;49(4):237-42. doi: 10.3109/08039489509011912. PMID: 1996-20791-001.
54. Kelly AC, Carter JC. Self-compassion training for binge eating disorder: a pilot randomized controlled trial. *Psychol Psychother*. 2015 Sep;88(3):285-303. doi: 10.1111/papt.12044. PMID: 25330466.
55. Laederach-Hofmann K, Graf C, Horber F, et al. Imipramine and diet counseling with psychological support in the treatment of obese binge eaters: a randomized, placebo-controlled double-blind study. *Int J Eat Disord*. 1999 Nov;26(3):231-44. doi: 10.1002/(sici)1098-108x(199911)26:3<231::aid-eat1>3.0.co;2-6. PMID: 10441239.
56. Laessle RG, Waadt S, Pirke KM. A structured behaviorally oriented group treatment for bulimia nervosa. *Psychother Psychosom*. 1987;48(1-4):141-5. doi: 10.1159/000288044. PMID: 3505706.
57. Ljotsson B, Lundin C, Mitsell K, et al. Remote treatment of bulimia nervosa and binge eating disorder: a randomized trial of Internet-assisted cognitive behavioural therapy. *Behav Res Ther*. 2007 Apr;45(4):649-61. doi: 10.1016/j.brat.2006.06.010. PMID: 16899213.
58. Masson PC, von Ranson KM, Wallace LM, et al. A randomized wait-list controlled pilot study of dialectical behaviour therapy guided self-help for binge eating disorder. *Behav Res Ther*. 2013 Nov;51(11):723-8. doi: 10.1016/j.brat.2013.08.001. PMID: 24029304.
59. McCann UD, Agras WS. Successful treatment of nonpurging bulimia nervosa with desipramine: A double-blind, placebo-controlled study. *The American Journal of*

Appendix References

- Psychiatry*. 1990;147(11):1509-13. doi: 10.1176/ajp.147.11.1509. PMID: 1991-07992-001.
60. McElroy SL, Casuto LS, Nelson EB, et al. Placebo-controlled trial of sertraline in the treatment of binge eating disorder. *Am J Psychiatry*. 2000 Jun;157(6):1004-6. doi: 10.1176/appi.ajp.157.6.1004. PMID: 10831483.
 61. McElroy SL, Hudson JI, Malhotra S, et al. Citalopram in the treatment of binge-eating disorder: a placebo-controlled trial. *J Clin Psychiatry*. 2003 Jul;64(7):807-13. doi: 10.4088/jcp.v64n0711. PMID: 12934982.
 62. McElroy SL, Arnold LM, Shapira NA, et al. Topiramate in the treatment of binge eating disorder associated with obesity: a randomized, placebo-controlled trial. *Am J Psychiatry*. 2003;160(2):255-61. doi: 10.1176/appi.ajp.160.2.255. PMID: CN-00413019.
 63. McElroy SL, Kotwal R, Guerdjikova AI, et al. Zonisamide in the treatment of binge eating disorder with obesity: a randomized controlled trial. *J Clin Psychiatry*. 2006 Dec;67(12):1897-906. doi: 10.4088/jcp.v67n1209. PMID: 17194267.
 64. McElroy SL, Guerdjikova A, Kotwal R, et al. Atomoxetine in the treatment of binge-eating disorder: a randomized placebo-controlled trial. *J Clin Psychiatry*. 2007 Mar;68(3):390-8. doi: 10.4088/jcp.v68n0306. PMID: 17388708.
 65. McElroy SL, Hudson JI, Capece JA, et al. Topiramate for the treatment of binge eating disorder associated with obesity: a placebo-controlled study. *Biol Psychiatry*. 2007 May 1;61(9):1039-48. doi: 10.1016/j.biopsych.2006.08.008. PMID: 17258690.
 66. McElroy SL, Guerdjikova AI, Winstanley EL, et al. Acamprosate in the treatment of binge eating disorder: a placebo-controlled trial. *Int J Eat Disord*. 2011 Jan;44(1):81-90. doi: 10.1002/eat.20876. PMID: 21080416.
 67. McElroy SL, Hudson JI, Mitchell JE, et al. Efficacy and safety of lisdexamfetamine for treatment of adults with moderate to severe binge-eating disorder: a randomized clinical trial. *JAMA Psychiatry*. 2015 Mar;72(3):235-46. doi: 10.1001/jamapsychiatry.2014.2162. PMID: 25587645.
 68. McElroy SL, Mitchell JE, Wilfley D, et al. Lisdexamfetamine dimesylate effects on binge eating behaviour and obsessive-compulsive and impulsive features in adults with binge eating disorder. *Eur Eat Disord Rev*. 2016 May;24(3):223-31. doi: 10.1002/erv.2418. PMID: 26621156.
 69. McElroy SL, Hudson J, Ferreira-Cornwell MC, et al. Lisdexamfetamine dimesylate for adults with moderate to severe binge eating disorder: results of two pivotal phase 3 randomized controlled trials. *Neuropsychopharmacology*. 2016 Apr;41(5):1251-60. doi: 10.1038/npp.2015.275. PMID: 26346638.
 70. Sheehan DV, Gasior M, McElroy SL, et al. Effects of lisdexamfetamine dimesylate on functional impairment measured on the sheehan disability scale in adults with moderate-to-severe binge eating disorder: results from two randomized, placebo-controlled trials. *Innov Clin Neurosci*. 2018;15(5-6):22-9. PMID: CN-01617953.
 71. Mitchell JE, Pyle RL, Eckert ED, et al. A comparison study of antidepressants and structured intensive group psychotherapy in the treatment of bulimia nervosa. *Arch Gen Psychiatry*. 1990 Feb;47(2):149-57. doi: 10.1001/archpsyc.1990.01810140049008. PMID: 2405806.
 72. Keel PK, Mitchell JE, Davis TL, et al. Long-term impact of treatment in women diagnosed with bulimia nervosa. *Int J Eat Disord*. 2002 Mar;31(2):151-8. doi: 10.1002/eat.10017. PMID: 11920976.

Appendix References

73. Mitchell JE, Fletcher L, Hanson K, et al. The relative efficacy of fluoxetine and manual-based self-help in the treatment of outpatients with bulimia nervosa. *J Clin Psychopharmacol*. 2001 Jun;21(3):298-304. doi: 10.1097/00004714-200106000-00008. PMID: 11386493.
74. Fluoxetine Bulimia Nervosa Collaborative Study Group. Fluoxetine in the treatment of bulimia nervosa. A multicenter, placebo-controlled, double-blind trial. *Arch Gen Psychiatry*. 1992 Feb;49(2):139-47. PMID: 1550466.
75. Pearlstein T, Spurell E, Hohlstein LA, et al. A double-blind, placebo-controlled trial of fluvoxamine in binge eating disorder: a high placebo response. *Arch Womens Ment Health*. 2003 Apr;6(2):147-51. doi: 10.1007/s00737-003-0172-8. PMID: 12720065.
76. Peterson CB, Mitchell JE, Engbloom S, et al. Group cognitive-behavioral treatment of binge eating disorder: a comparison of therapist-led versus self-help formats. *Int J Eat Disord*. 1998 Sep;24(2):125-36. doi: 10.1002/(sici)1098-108x(199809)24:2<125::aid-eat2>3.0.co;2-g. PMID: 9697011.
77. Peterson CB, Mitchell JE, Crow SJ, et al. The efficacy of self-help group treatment and therapist-led group treatment for binge eating disorder. *Am J Psychiatry*. 2009 Dec;166(12):1347-54. doi: 10.1176/appi.ajp.2009.09030345. PMID: 19884223.
78. Pope HG, Jr., Keck PE, Jr., McElroy SL, et al. A placebo-controlled study of trazodone in bulimia nervosa. *J Clin Psychopharmacol*. 1989 Aug;9(4):254-9. PMID: 2671058.
79. Robinson P, Serfaty M. Getting better byte by byte: a pilot randomised controlled trial of email therapy for bulimia nervosa and binge eating disorder. *Eur Eat Disord Rev*. 2008 Mar;16(2):84-93. doi: 10.1002/erv.818. PMID: 17879223.
80. Sánchez-Ortiz VC, Munro C, Stahl D, et al. A randomized controlled trial of internet-based cognitive-behavioural therapy for bulimia nervosa or related disorders in a student population. *Psychol Med*. 2011 Feb;41(2):407-17. doi: 10.1017/s0033291710000711. PMID: 20406523.
81. Schag K, Rennhak SK, Leehr EJ, et al. IMPULS: impulsivity-focused group intervention to reduce binge eating episodes in patients with binge eating disorder - a randomised controlled trial. *Psychother Psychosom*. 2019;88(3):141-53. doi: 10.1159/000499696. PMID: 31108488.
82. Schlup B, Munsch S, Meyer AH, et al. The efficacy of a short version of a cognitive-behavioral treatment followed by booster sessions for binge eating disorder. *Behav Res Ther*. 2009 Jul;47(7):628-35. doi: 10.1016/j.brat.2009.04.003. PMID: 19446793.
83. Schmidt U, Andiappan M, Grover M, et al. Randomised controlled trial of CD-ROM-based cognitive-behavioural self-care for bulimia nervosa. *Br J Psychiatry*. 2008 Dec;193(6):493-500. doi: 10.1192/bjp.bp.107.046607. PMID: 19043154.
84. Stice E, Yokum S, Rohde P, et al. Randomized trial of a dissonance-based transdiagnostic group treatment for eating disorders: An evaluation of target engagement. *J Consult Clin Psychol*. 2019 Sep;87(9):772-86. doi: 10.1037/ccp0000430. PMID: 31403814.
85. Sundblad C, Landén M, Eriksson T, et al. Effects of the androgen antagonist flutamide and the serotonin reuptake inhibitor citalopram in bulimia nervosa: a placebo-controlled pilot study. *J Clin Psychopharmacol*. 2005 Feb;25(1):85-8. doi: 10.1097/01.jcp.0000150222.31007.a9. PMID: 15643104.

Appendix References

86. Telch CF, Agras WS, Rossiter EM, et al. Group cognitive-behavioral treatment for the nonpurging bulimic: an initial evaluation. *J Consult Clin Psychol*. 1990 Oct;58(5):629-35. doi: 10.1037//0022-006x.58.5.629. PMID: 2254511.
87. Telch CF, Agras WS, Linehan MM. Dialectical behavior therapy for binge eating disorder. *J Consult Clin Psychol*. 2001 Dec;69(6):1061-5. doi: 10.1037//0022-006x.69.6.1061. PMID: 11777110.
88. Traviss GD, Heywood-Everett S, Hill AJ. Guided self-help for disordered eating: A randomised control trial. *Behav Res Ther*. 2011 Jan;49(1):25-31. doi: 10.1016/j.brat.2010.10.007. PMID: 21092933.
89. Wade S, Byrne S, Allen K. Enhanced cognitive behavioral therapy for eating disorders adapted for a group setting. *Int J Eat Disord*. 2017 Aug;50(8):863-72. doi: 10.1002/eat.22723. PMID: 28489288.
90. Wagner B, Nagl M, Dölemeyer R, et al. Randomized controlled trial of an internet-based cognitive-behavioral treatment program for binge-eating disorder. *Behav Ther*. 2016 Jul;47(4):500-14. doi: 10.1016/j.beth.2016.01.006. PMID: 27423166.
91. Walsh BT, Stewart JW, Roose SP, et al. A double-blind trial of phenelzine in bulimia. *J Psychiatr Res*. 1985;19(2-3):485-9. doi: 10.1016/0022-3956(85)90058-5. PMID: 3900362.
92. Walsh BT, Gladis M, Roose SP, et al. A controlled trial of phenelzine in bulimia. *Psychopharmacol Bull*. 1987;23(1):49-51. PMID: 3299445.
93. Walsh BT, Hadigan CM, Devlin MJ, et al. Long-term outcome of antidepressant treatment for bulimia nervosa. *Am J Psychiatry*. 1991 Sep;148(9):1206-12. doi: 10.1176/ajp.148.9.1206. PMID: 1882999.
94. Walsh BT, Fairburn CG, Mickley D, et al. Treatment of bulimia nervosa in a primary care setting. *Am J Psychiatry*. 2004 Mar;161(3):556-61. doi: 10.1176/appi.ajp.161.3.556. PMID: 14992983.
95. White MA, Grilo CM. Bupropion for overweight women with binge-eating disorder: a randomized, double-blind, placebo-controlled trial. *J Clin Psychiatry*. 2013 Apr;74(4):400-6. doi: 10.4088/JCP.12m08071. PMID: 23656848.
96. Wilfley DE, Agras WS, Telch CF, et al. Group cognitive-behavioral therapy and group interpersonal psychotherapy for the nonpurging bulimic individual: a controlled comparison. *J Consult Clin Psychol*. 1993 Apr;61(2):296-305. doi: 10.1037//0022-006x.61.2.296. PMID: 8473584.
97. Milano W, Petrella C, Sabatino C, et al. Treatment of bulimia nervosa with sertraline: a randomized controlled trial. *Adv Ther*. 2004 Jul-Aug;21(4):232-7. doi: 10.1007/bf02850155. PMID: 15605617.
98. Milano W, Siano C, Putrella C, et al. Treatment of bulimia nervosa with fluvoxamine: a randomized controlled trial. *Adv Ther*. 2005 May-Jun;22(3):278-83. doi: 10.1007/bf02849936. PMID: 16236688.
99. Corwin RL, Boan J, Peters KF, et al. Baclofen reduces binge eating in a double-blind, placebo-controlled, crossover study. *Behav Pharmacol*. 2012 Sep;23(5-6):616-25. doi: 10.1097/FBP.0b013e328357bd62. PMID: 22854310.
100. Safer DL, Adler S, Dalai SS, et al. A randomized, placebo-controlled crossover trial of phentermine-topiramate in patients with binge-eating disorder and bulimia nervosa. *Int J Eat Disord*. 2019doi: 10.1002/eat.23192. PMID: 2019-69468-001.

Appendix References

101. Mitchell JE, Christenson G, Jennings J, et al. A placebo-controlled, double-blind crossover study of naltrexone hydrochloride in outpatients with normal weight bulimia. *J Clin Psychopharmacol*. 1989 Apr;9(2):94-7. doi: 10.1097/00004714-198904000-00004. PMID: 2656781.
102. Anstine D, Grinenko D. Rapid screening for disordered eating in college-aged females in the primary care setting. *J Adolesc Health*. 2000 May;26(5):338-42. doi: 10.1016/s1054-139x(99)00120-2. PMID: 10775826.
103. Chamay-Weber C, Combescure C, Lanza L, et al. Screening obese adolescents for binge eating disorder in primary care: the Adolescent Binge Eating Scale. *J Pediatr*. 2017 Jun;185:68-72.e1. doi: 10.1016/j.jpeds.2017.02.038. PMID: 28285753.
104. Cotton M-A, Ball C, Robinson P. Four simple questions can help screen for eating disorders. *J Gen Intern Med*. 2003;18(1):53-6. doi: 10.1046/j.1525-1497.2003.20374.x. PMID: 2003-04278-007.
105. Dorflinger LM, Ruser CB, Masheb RM. A brief screening measure for binge eating in primary care. *Eat Behav*. 2017 Aug;26:163-6. doi: 10.1016/j.eatbeh.2017.03.009. PMID: 28402901.
106. Duarte C, Pinto-Gouveia J, Ferreira C. Expanding binge eating assessment: Validity and screening value of the Binge Eating Scale in women from the general population. *Eat Behav*. 2015 Aug;18:41-7. doi: 10.1016/j.eatbeh.2015.03.007. PMID: 25880043.
107. Franklin EV, Simpson V, Berthet-Miron M, et al. A Pilot Study Evaluating a Binge-Eating Screener in Children: Development of the Children's Brief Binge-Eating Questionnaire in a Pediatric Obesity Clinic. *Clin Pediatr (Phila)*. 2019 Sep;58(10):1063-71. doi: 10.1177/0009922819863664. PMID: 31331196.
108. Freund KM, Boss RD, Handleman EK, et al. Secret patterns: validation of a screening tool to detect bulimia. *J Womens Health Gend Based Med*. 1999 Dec;8(10):1281-4. doi: 10.1089/jwh.1.1999.8.1281. PMID: 10643836.
109. Garcia FD, Grigioni S, Chelali S, et al. Validation of the French version of SCOFF questionnaire for screening of eating disorders among adults. *World J Biol Psychiatry*. 2010 Oct;11(7):888-93. doi: 10.3109/15622975.2010.483251. PMID: 20509759.
110. Graham AK, Trockel M, Weisman H, et al. A screening tool for detecting eating disorder risk and diagnostic symptoms among college-age women. *J Am Coll Health*. 2019 May-Jun;67(4):357-66. doi: 10.1080/07448481.2018.1483936. PMID: 29979922.
111. Hill LS, Reid F, Morgan JF, et al. SCOFF, the development of an eating disorder screening questionnaire. *Int J Eat Disord*. 2010 May;43(4):344-51. doi: 10.1002/eat.20679. PMID: 19343793.
112. Luck AJ, Morgan JF, Reid F, et al. The SCOFF questionnaire and clinical interview for eating disorders in general practice: comparative study. *BMJ*. 2002 Oct 5;325(7367):755-6. doi: 10.1136/bmj.325.7367.755. PMID: 12364305.
113. Lähteenmäki S, Aalto-Setälä T, Suokas JT, et al. Validation of the Finnish version of the SCOFF questionnaire among young adults aged 20 to 35 years. *BMC Psychiatry*. 2009 Feb 8;9:5. doi: 10.1186/1471-244x-9-5. PMID: 19200401.
114. Liu CY, Tseng MC, Chen KY, et al. Sex difference in using the SCOFF questionnaire to identify eating disorder patients at a psychiatric outpatient clinic. *Compr Psychiatry*. 2015 Feb;57:160-6. doi: 10.1016/j.comppsy.2014.11.014. PMID: 25542817.

Appendix References

115. Maguen S, Hebenstreit C, Li Y, et al. Screen for disordered eating: improving the accuracy of eating disorder screening in primary care. *Gen Hosp Psychiatry*. 2018 Jan-Feb;50:20-5. doi: 10.1016/j.genhosppsy.2017.09.004. PMID: 28987918.
116. Mond JM, Myers TC, Crosby RD, et al. Screening for eating disorders in primary care: EDE-Q versus SCOFF. *Behav Res Ther*. 2008 May;46(5):612-22. doi: 10.1016/j.brat.2008.02.003. PMID: 18359005.
117. Muro-Sans P, Amador-Campos JA, Morgan JF. The SCOFF-c: psychometric properties of the Catalan version in a Spanish adolescent sample. *J Psychosom Res*. 2008 Jan;64(1):81-6. doi: 10.1016/j.jpsychores.2007.06.011. PMID: 18158003.
118. Parker SC, Lyons J, Bonner J. Eating disorders in graduate students: exploring the SCOFF questionnaire as a simple screening tool. *J Am Coll Health*. 2005 Sep-Oct;54(2):103-7. doi: 10.3200/jach.54.2.103-107. PMID: 16255322.
119. Ricca V, Mannucci E, Moretti S, et al. Screening for binge eating disorder in obese outpatients. *Compr Psychiatry*. 2000 Mar-Apr;41(2):111-5. doi: 10.1016/s0010-440x(00)90143-3. PMID: 10741889.
120. Rosenvinge JH, Perry JA, Bjørgum L, et al. A new instrument measuring disturbed eating patterns in community populations: development and initial validation of a five-item scale (EDS-5). *Eur Eat Disord Rev*. 2001;9(2):123-32. doi: 10.1002/erv.371. PMID: 2001-17053-004.
121. Siervo M, Boschi V, Papa A, et al. Application of the SCOFF, Eating Attitude Test 26 (EAT 26) and Eating Inventory (TFEQ) Questionnaires in young women seeking diet-therapy. *Eat Weight Disord*. 2005 Jun;10(2):76-82. doi: 10.1007/bf03327528. PMID: 16114220.
122. Solmi F, Hatch SL, Hotopf M, et al. Validation of the SCOFF questionnaire for eating disorders in a multiethnic general population sample. *Int J Eat Disord*. 2015 Apr;48(3):312-6. doi: 10.1002/eat.22373. PMID: 25504212.
123. Striegel-Moore RH, Perrin N, DeBar L, et al. Screening for binge eating disorders using the patient health questionnaire in a community sample. *Int J Eat Disord*. 2010 May;43(4):337-43. doi: 10.1002/eat.20694. PMID: 19424976.
124. Wan Wahida WMZ, Lai PSM, Abdul Hadi H. Validity and reliability of the english version of the sick, control, one stone, fat, food (SCOFF) in Malaysia. *Clin Nutr ESPEN*. 2017 Apr;18:55-8. doi: 10.1016/j.clnesp.2017.02.001. PMID: 29132739.